

Universal Multiple-Octet Coded Character Set
International Organization for Standardization
Organisation Internationale de Normalisation
Международная организация по стандартизации

Doc Type: Working Group Document**Title: Preliminary proposal for encoding the SignWriting script in the SMP of the UCS****Source: Michael Everson****Status: Individual Contribution****Action: For consideration by JTC1/SC2/WG2 and UTC****Date: 2011-04-06**

1. Introduction. SignWriting is a script developed in 1974 by Valerie Sutton, the inventor of Sutton Movement Writing, who two years earlier had developed DanceWriting. SignWriting is a featural script, its glyphs being visually iconic as well as in their spatial arrangement in text, which represents a sort of snapshot of any given sign. SignWriting is currently being used to write the following Sign Languages:

American Sign Language (in the US and English-speaking Canada)

Arabian Sign Languages

Australian Sign Language

Bolivian Sign Language

Brazilian Sign Language

British Sign Language

Colombian Sign Language

Czech Sign Language

Danish Sign Language

Dutch Sign Language

Ethiopian Sign Language

Finnish Sign Language

Flemish Sign Language

French-Belgian Sign Language

French Sign Language

German Sign Language

Greek Sign Language

Irish Sign Language

Italian Sign Language

Japanese Sign Language

Malawi Sign Language

Malaysian Sign Language

Maltese Sign Language

Mexican Sign Language

Nepalese Sign Language

New Zealand Sign Language

Nicaraguan Sign Language

Norwegian Sign Language

Peruvian Sign Language

Philippines Sign Language

Polish Sign Language

Portuguese Sign Language

Québec Sign Language

South African Sign Language

Spanish Sign Language

Swedish Sign Language

Swiss Sign Language

Taiwanese Sign Language

Tunisian Sign Language

A variety of literature exists in SignWriting. Much of it is lexical in nature (Sign Language dictionaries), but many longer texts, (such as the Gospels of Matthew, Mark, and John in American Sign Language) also exist (see www.signwriting.org/library/history/publications). It is estimated that there are thousands of publications in SignWriting, whether in ASL, or German Sign Language, Nicaraguan Sign Language, and so on.

2. Structure. The fundamental writing unit of SignWriting is called a “symbol”, which in UCS terms is “character”. The basic characters represent handshapes, facial expressions, and various indications of motion and contact. No single Sign Language uses all of the characters available in the SignWriting repertoire; some handshapes are distinctive in some Sign Languages while allophonic in others. Graphically, SignWriting characters are combined spatially on two-dimensional canvases to form individual “signs” (roughly equivalent to “words”). This spatial organization is *spelling* and is an essential part of the writing system.

Computer processing of SignWriting has been possible for many years, beginning with the SignWriter DOS program which was in use from 1985 to 2004 (and continues to be used in some countries today). SignPuddle has been the world standard for SignWriting software from 2004 to present. In terms of UCS encoding, two main stages will be required. The first stage (represented in this proposal) is simpler: the encoding of the basic characters. These are simply graphic characters, proposed to be encoded in Plane 1. The second stage will deal with the spatial organization of SignWriting characters. The latter are anticipated to be encoded as control characters specific to SignWriting, probably in Plane 14. Currently, software developers for SignWriting use a variety of mechanisms to achieve spatial organization; research is ongoing to determine what the optimum mechanism is, in terms of accuracy and economy.

3. Character repertoire. The largest group of graphic characters used in SignWriting represent 261 handshapes. There are also 110 headshape characters, 203 motion and contact characters, 19 body part and location characters, 4 punctuation marks, and 22 characters which indicate “fill” and “rotation”.

4. Fill and rotation characters. These characters are somewhat analogous to the “shifter” characters proposed for Miao vowels in N3789 (“Final proposal for encoding the Miao script in the SMP of the UCS”). It is easiest to describe this in terms of the handshapes. A “fill” in SignWriting indicates the relative position of a handshape as the signer (or writer of SignWriting) views his or her hand. A black fill indicates that the back of the hand is viewed by the signer; a white fill indicates that the palm of the hand is viewed by the signer; and a half-fill indicates that the side of the hand is viewed by the signer. There are three fills which indicate when the hand is in a vertical plane (parallel to a wall) and three which indicate when the hand is in a horizontal plane (parallel to the floor).



Figure 1. An example showing SIGNWRITING HAND-FLAT handshape with various fills.













| | | |
|---|---|---|
|  |  | Palm of Hand Front View Parallel Wall Plane |
|  |  | Side of Hand Front View Parallel Wall Plane |
|  |  | Back of Hand Front View Parallel Wall Plane |
|  |  | Palm of Hand Top View Parallel Floor Plane |
|  |  | Side of Hand Top View Parallel Floor Plane |
|  |  | Back of Hand Top View Parallel Floor Plane |

Figure 2. An example of SIGNWRITING HAND-FIST INDEX with various fills.

A “rotation” indicates one of sixteen positions a handshape can appear in. Rotation is also the means used to distinguish a left-hand character from a right-hand character.





















































































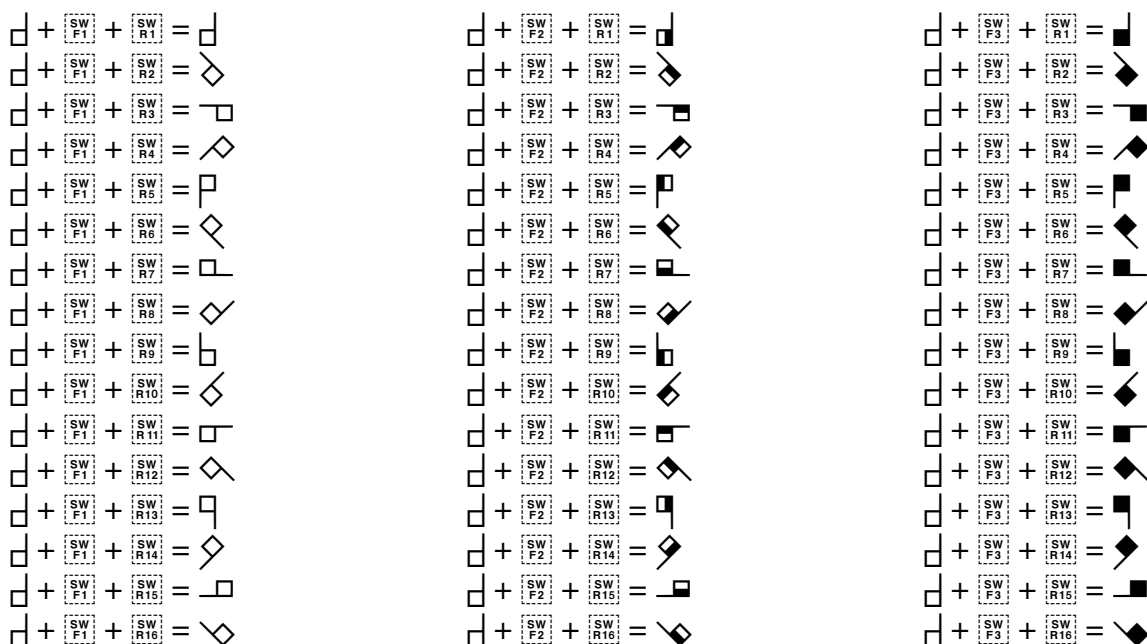
| | | | | | |
|---|---|---|---|---|--|
|  |  |  |  |  |  |
|  |  |  |  |  |  |
|  |  |  |  |  |  |
|  |  |  |  |  |  |
|  |  |  |  |  |  |
|  |  |  |  |  |  |
|  |  |  |  |  |  |
|  |  |  |  |  |  |
|  |  |  |  |  |  |
|  |  |  |  |  |  |
|  |  |  |  |  |  |
|  |  |  |  |  |  |
|  |  |  |  |  |  |
|  |  |  |  |  |  |

Figure 3. An example of SIGNWRITING HAND-FIST INDEX with all of the fills and rotations.

Thus it can be seen that a given handshape may have 96 different realizations. This is somewhat analogous to the letter *e* which serves as a base character but may be modified by various diacritical

marks, as in *é è ê ë ě ě ě ě* etc. In order to economize on code positions and to preserve the underlying index-hand character identity, fill and rotation is accomplished by following a base character with one of 6 fill characters and one of 16 rotation characters.



A font implementation which does not have support for fill and rotation should simply display $\square_{\text{SW}_1 \text{SW}_7}$ or $\square_{\text{SW}_2 \text{SW}_7}$ or $\square_{\text{SW}_3 \text{SW}_7}$. Note that there are some combinations which do not occur. Headshapes, for instance, cannot take Rotation 5 because it is physiologically impossible.

5. Collating order. For the purposes of the UCA and ISO/IEC 14651, the binary collation order in the code chart should be sufficient for the default tailorable template. Sorting SignWriting signs is far too complex for the default template.

6. Linebreaking. Line breaks do not occur in the middle of a sign. Line breaks do not occur before punctuation. It would appear that SignWriting graphic characters should have the same linebreaking properties as Egyptian hieroglyphs.

7. Unicode Character Properties.

```

1D800;SIGNWRITING HAND-FIST INDEX;Lo;0;L;;;;;N;;;;;
..
1DA86;SIGNWRITING LOCATION LIMBS DIGITS;Lo;0;L;;;;;N;;;;;
1DA87;SIGNWRITING FULL STOP;Po;0;L;;;;;N;;;;;
1DA88;SIGNWRITING SEMICOLON;Po;0;L;;;;;N;;;;;
1DA89;SIGNWRITING COLON;Po;0;L;;;;;N;;;;;
1DA8A;SIGNWRITING PARENTHESIS;Po;0;L;;;;;N;;;;;
1DA9A;SIGNWRITING FILL MODIFIER-1;Mn;100;L;;;;;N;;;;;
1DA9B;SIGNWRITING FILL MODIFIER-2;Mn;100;L;;;;;N;;;;;
1DA9C;SIGNWRITING FILL MODIFIER-3;Mn;100;L;;;;;N;;;;;
1DA9D;SIGNWRITING FILL MODIFIER-4;Mn;100;L;;;;;N;;;;;
1DA9E;SIGNWRITING FILL MODIFIER-5;Mn;100;L;;;;;N;;;;;
1DA9F;SIGNWRITING FILL MODIFIER-6;Mn;100;L;;;;;N;;;;;
1DAA0;SIGNWRITING ROTATION MODIFIER-1;Mn;200;L;;;;;N;;;;;
1DAA1;SIGNWRITING ROTATION MODIFIER-2;Mn;200;L;;;;;N;;;;;
1DAA2;SIGNWRITING ROTATION MODIFIER-3;Mn;200;L;;;;;N;;;;;
1DAA3;SIGNWRITING ROTATION MODIFIER-4;Mn;200;L;;;;;N;;;;;
1DAA4;SIGNWRITING ROTATION MODIFIER-5;Mn;200;L;;;;;N;;;;;
1DAA5;SIGNWRITING ROTATION MODIFIER-6;Mn;200;L;;;;;N;;;;;
1DAA6;SIGNWRITING ROTATION MODIFIER-7;Mn;200;L;;;;;N;;;;;
1DAA7;SIGNWRITING ROTATION MODIFIER-8;Mn;200;L;;;;;N;;;;;
1DAA8;SIGNWRITING ROTATION MODIFIER-9;Mn;200;L;;;;;N;;;;;

```

```

1DAA9;SIGNWRITING ROTATION MODIFIER-10;Mn;200;L;;;;;N;;;;;
1DAAA;SIGNWRITING ROTATION MODIFIER-11;Mn;200;L;;;;;N;;;;;
1DAAB;SIGNWRITING ROTATION MODIFIER-12;Mn;200;L;;;;;N;;;;;
1DAAC;SIGNWRITING ROTATION MODIFIER-13;Mn;200;L;;;;;N;;;;;
1DAAD;SIGNWRITING ROTATION MODIFIER-14;Mn;200;L;;;;;N;;;;;
1DAAE;SIGNWRITING ROTATION MODIFIER-15;Mn;200;L;;;;;N;;;;;
1DAAF;SIGNWRITING ROTATION MODIFIER-16;Mn;200;L;;;;;N;;;;;

```

8. Issues. As stated above, there are no issues with the character set proposed here. It has been stable since 2008, having been formalized after 34 years of development. Encoding of the characters proposed here will greatly facilitate discussion of SignWriting characters in the abstract in an interchangeable way, and will facilitate further work on the encoding model (yet to be determined) for the layout of SignWriting characters. To facilitate further discussion, the issues regarding that encoding model are presented below. But those issues should *not* delay the encoding of the graphic characters proposed in this document.

Encoding Model Issues (as presented by SignWriting programmer Steve Slevinski).

The symbol set is stable and widely accepted. The main structures of signs and punctuations in lanes are understood. The major unresolved issue with encoding SignWriting deals with layout. While every sign has a defined center, how to define the sign itself is still unresolved.

The main issue of layout is how the writer will use the system. The balance between complexity and usability from the writer's perspective is of primary importance. It must always be remembered that the writer decides the symbols and their placement. Anything else is a different writing system.

The second issue of layout involve comparison. Signs can quickly be scanned for the symbols used; however, the relative position of the symbols require an analysis of the layout. The different layouts offer different approaches for evaluation.

The third issues of layout involves variability. There are two types of variability. The first, inter-personal variability, occurs when writers pick different symbols and different details. Inter-personal variability is part of the writing system that layout can not resolve. The second, intra-personal variability, occurs when writers use the same symbols, but in slightly different positions. With layout choices, it is possible to reduce the intra-personal variability, but this reduction may harm the writing system by imposing too many restrictions on the writer.

A fourth issues of layout involves elegance and beauty. Some may consider one type of layout to be superior to another based on subjective personal opinions. SignWriting is a unique script. The ultimate choice of layout should be based on the writer's experience, comparison, and variability.

Below, the various layout options are identified, with examples provided (where available) for the sign sentence "hello world." which contains 2 signs and 1 punctuation.

Freeform Layout

With freeform layout, the writer decides what symbols to use and the exact symbol position. The freeform layout offers the greatest flexibility for the writer and the greatest intra-personal variability.

Cartesian Coordinates

Cartesian coordinates specify X and Y coordinates for the top, left of the symbol glyph. The coordinates of the symbols relate to the center of the canvas. This is the current method for writing. The writer is presented with a canvas and positions each symbol independently.

Polar Coordinates

Polar coordinates specify an angle and a distance from the center of the sign to the center of each symbol. The current cartesian data can be exported to this format.

Restricted Layout

It is possible to impose restrictions on symbol placement thereby limiting the intra-personal variability of sign spellings.

Generic Restrictions

Instead of allowing any coordinates, it may be possible to limit the options. For example, with polar coordinates, only allow specific angles and specific distances. This has not been evaluated.

Specific Restrictions

It may be possible to perform a statistical analysis of the symbols used to come up with a limited number of attachment points around each symbol and a small list of predefined distances between symbols. This information would be symbol specific and could greatly reduce the intra-personal variability if successfully implemented.

Non-form Layout

Some would argue that the writer should not determine the form of a sign, but should input linguistic analysis and let the layout/font manager determine the best representation for the written sign. This would change the script from a writing system into computer aided design, requiring concepts that are not part of the script and are not part of the writer's thought processes. The idea would make for an interesting project, but it is not about encoding SignWriting.

Absolute versus Relative Positioning

Any of the above layout options have two choices for positioning. The freeform layouts defined above use absolute positioning, where the position of each symbol relates to the center of the sign. It may be possible to interrelate the position of the symbols. Relative positioning would create some type of linked list for symbol positions. The position of each symbol would be defined based on the position of the previous symbol in the list. The viability and usability of relative positioning is unknown and has not been investigated.

9. Glyphs. It should also be noted that the TrueType reference glyphs in this preliminary proposal are quite imperfect and will be improved in due course.

10. Acknowledgements. This project was made possible in part by a grant from the Center For Sutton Movement Writing.

11. Bibliography

SignWriting Instruction and Reference Manuals

SignWriting: Sign Languages are Written Languages. Part 1: SignWriting Basics by Valerie Sutton
<http://www.signwriting.org/archive/docs6/sw0550-SignWriting-Manual-Part1-Basics.pdf>

SignWriting: Sign Languages are Written Languages. Part 2: SignWriting Hand Symbols by Valerie Sutton and Adam Frost

http://signwriting.org/archive/docs7/sw0618_SignWriting_Hand_Symbols_Manual_Sutton_Frost.pdf

SignWriting Alphabet Manual, ISWA 2010. The International SignWriting Alphabet by Valerie Sutton
http://www.signwriting.org/archive/docs7/sw0636_SignWriting_Alphabet_Manual_2010.pdf

Lessons in SignWriting Textbook by Valerie Sutton

<http://www.SignWriting.org/archive/docs2/sw0116-Lessons-SignWriting.pdf>

Lessons in SignWriting Video Series. Manual 1: Introduction to SignWriting, Transcript of English Voiceover for Video 1

<http://www.SignWriting.org/archive/docs1/sw0009-Intro-SignWriting.pdf>

Lessons in SignWriting Video Series. Manual 2: SignWriting Basics Manual, Transcript of English Voiceover for Video 2
<http://www.SignWriting.org/archive/docs1/sw0010-SignWriting-Basics.pdf>

A Cross-linguistic Guide to SignWriting: A Phonetic Approach. In English, with Spanish Sign Language examples, by Steve & Dianne Parkhurst
http://signwriting.org/archive/docs7/sw0617_Cross_Linguistic_Guide_SignWriting_Parkhurst.pdf

SignoEscritura: Un sistema completo para escribir y leer las lenguas de signos. In Spanish, with Spanish Sign Language examples by Steve and Dianne Parkhurst
<http://www.signwriting.org/archive/docs5/sw0494-SignoEscritura-Parkhurst-ES-LSE.pdf>

SignWriting: A Complete System for Writing and Reading Signed Languages by Steve and Dianne Parkhurst (English Translation of *SignoEscritura* Textbook from Spain)
<http://www.signwriting.org/archive/docs5/sw0493-SWLessonsBook-Parkhurst-EngLSE.pdf>

Handbuch zur Gebärdenschrift (SignWriting Handbook) In German, with German Sign Language examples by Stefan Wöhrmann, published by Birgit Jacobsen
http://www.suttonshop.com/ecommerce/pages/products_sw_detail.jsp?id=54.0
<http://www.astrid-krueger-medizin.de/buchbe/gebaerden.htm>
<http://www.kestner.de/n/verlag/produkte/gschrift/gschrift-einfuehrung.htm>

Das Gebärdenschriftbuch (German Sign Language book) with SignWriting illustrations, Books 1 and 2. By Birgit Jacobsen, German signs written in SignWriting by Stefan Wöhrmann
http://www.suttonshop.com/ecommerce/pages/products_sw_detail.jsp?id=53.0
http://www.suttonshop.com/ecommerce/pages/products_sw_detail.jsp?id=56.0

Lições Sobre o SignWriting. Translation of Valerie Sutton's *Lessons in SignWriting* Textbook into Portuguese and Brazilian Sign Language (LIBRAS), by Dr. Marianne Stumpf, with additional lessons in writing LIBRAS by Marianne Stumpf
<http://www.signwriting.org/archive/docs5/sw0472-BR-Licoes-SignWriting.pdf>

TegnSkrift: Innføring i Tegnskrift. by Professor Dr. Ingvild Roald, Vestlandet Kompetansesenter, Bergen
<http://www.signwriting.org/archive/docs4/sw0304-NO-TegnSkrift-Laerebok-06.pdf>

Kurs i Tegnskrift (Self-Study Guide for learning SignWriting) by Professor Dr. Ingvild Roald
<http://www.signwriting.org/archive/docs6/sw0514-NO-TEGNSKRIFT-Selvinstruerende.pdf>

Leçons en SignWriting 2002: lire et écrire les mouvements des langues des signes. Traduction des leçons de SignWriting en français, by Anne-Claude Prélaz Girod, French-Switzerland
<http://www.signwriting.org/archive/docs3/sw0221-Lecons-SW-Francais-1.pdf>
<http://www.signwriting.org/archive/docs3/sw0222-Lecons-SW-Francais-2.pdf>
<http://www.signwriting.org/archive/docs3/sw0223-Lecons-SW-Francais-3.pdf>
<http://www.signwriting.org/archive/docs3/sw0224-Lecons-SW-Francais-4.pdf>
<http://www.signwriting.org/archive/docs4/sw0301-CHfr-lecons-internet-1-15.pdf>
<http://www.signwriting.org/archive/docs4/sw0302-CHfr-lecons-internet-16-30.pdf>

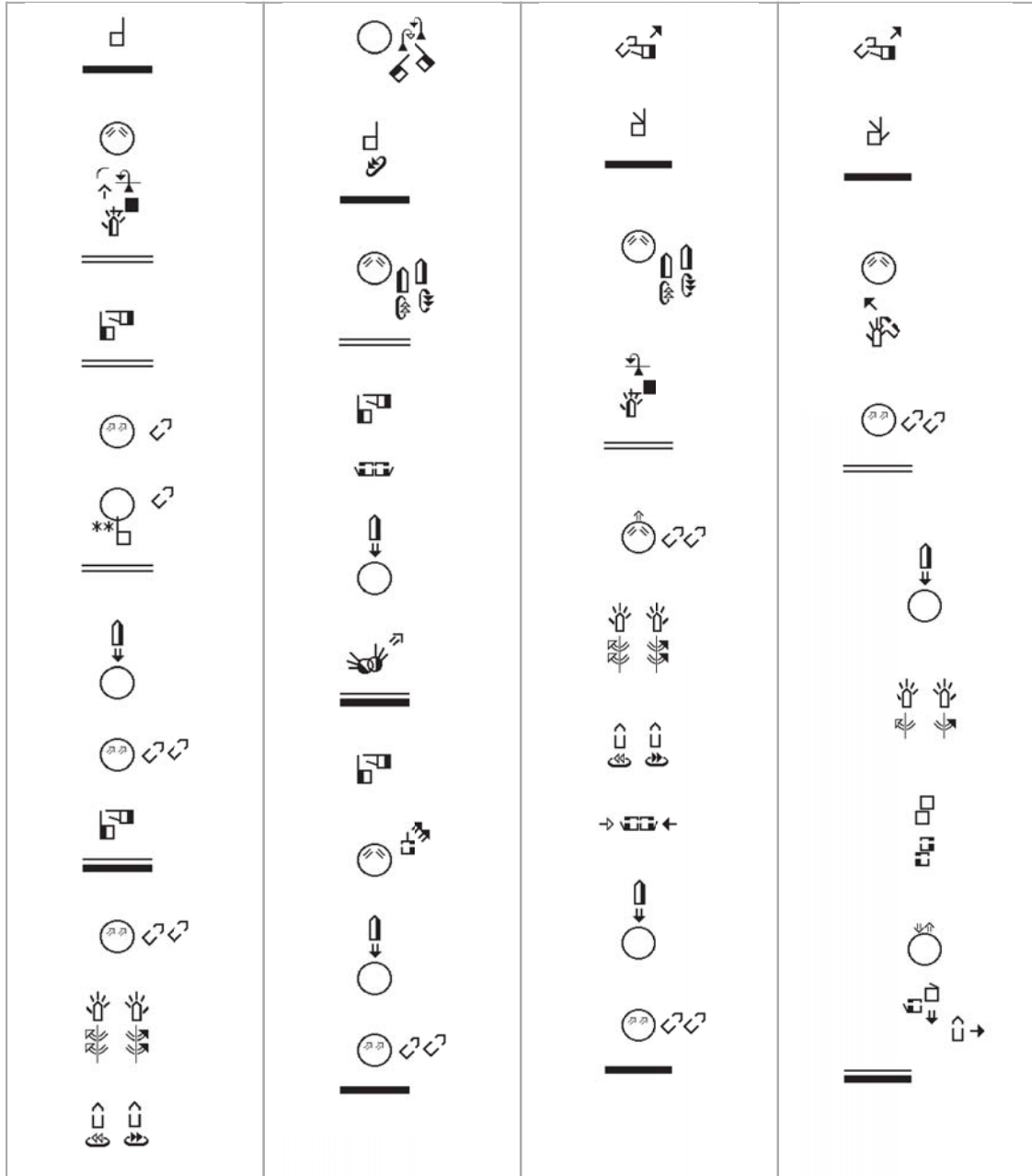
Writing American Sign Language Grammar. Lesson 1.
<http://www.SignWriting.org/archive/docs1/sw0011-ASL-Grammar-01.pdf>

Writing American Sign Language Grammar. Lesson 2.
<http://www.SignWriting.org/archive/docs1/sw0012-ASL-Grammar-02.pdf>

Writing American Sign Language classifiers at Salk Institute.
<http://www.SignWriting.org/archive/docs1/sw0013-Salk-Institute-SW.pdf>


The Gospel According to John in Written American Sign Language. Translator: Nancy Romero. Editor: Lucinda O'Grady Batch. San Diego: Center for Sutton Movement Writing, 2010. Second Edition. ISBN: 978-0-914336-47-1

12. Figures.



1 In the beginning the Word already existed. The Word was with God, and the Word was God. 2 He existed in the beginning with God. 3 God created everything through him, and nothing was created except through him. NLT 2

Figure 4. The beginning of the Gospel of John in American Sign Language, written in SignWriting.



Learn To Read American Sign Language

Video is Receptive

The pictures below are from the video. Darline is a left-handed signer. She is facing you, telling you the story.

SignWriting is Expressive

The exact same signs are written below in SignWriting. The signs are written from your point of view. Now YOU are telling the story, as a right-handed signer.



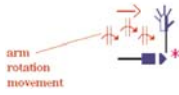


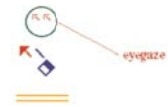


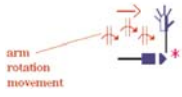








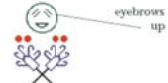





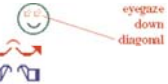









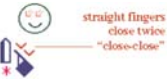



| | | | | | |
|--|---|---|---|---|---|
| <p>1 what?</p>  |  <p>arrow means head moves forward</p> |  <p>eyebrows that show dreaming or imagining</p> |  <p>6 somewhere wandering</p> |  <p>12 there (index)</p> |  <p>eyegaze</p> |
| <p>2 quote</p>  |  <p>arm rotation movement</p> |  <p>arm rotation movement</p> |  <p>7 deep forest</p> |  <p>13 papa</p> |  <p>touch forehead twice</p> |
| <p>3 three</p>  |  <p>pause</p> |  <p>surprise facial expression</p> |  <p>8 somewhere wandering oh! look! there (index)</p> |  <p>14 bear</p> |  <p>eyebrows up</p> |
| <p>4 bears</p>  |  <p>fingers bend twice</p> |  <p>asterisk means touch</p> |  <p>9 house</p> |  <p>15 open newspaper</p> |  <p>eyegaze down diagonal</p> |
| <p>5 Goldilocks</p>  |  <p>end of sentence</p> |  <p>tense mouth</p> |  <p>10 sitting on a hill</p> |  <p>16 read</p> |  <p>movement down twice "down-down"</p> |
| | |  <p>tension symbol marks classifier</p> |  <p>11 enter</p> |  <p>17 newspaper</p> |  <p>straight fingers close twice "close-close"</p> |
| | |  <p>eyes closed</p> |  <p>18 open newspaper</p> |  <p>curved movement</p> | |

Figure 5. Figure 5. Above, a paragraph from the Goldilocks story written in American Sign Language; below, the beginning of the Goldilocks story is taught to beginning readers using a combination of 1) the English gloss for the meaning of each sign, 2) photos from the ASL video, 3) the SignWriting of each sign on the video, and 4) an explanation in English teaching the SignWriting symbols to students.

| | 1D80 | 1D81 | 1D82 | 1D83 | 1D84 | 1D85 | 1D86 | 1D87 | 1D88 | 1D89 | 1D8A | 1D8B | 1D8C | 1D8D | 1D8E |
|---|-------|-------|-------|-------|-------|-------|-------|-------|-------|-------|-------|-------|-------|-------|-------|
| 0 | 1D800 | 1D810 | 1D820 | 1D830 | 1D840 | 1D850 | 1D860 | 1D870 | 1D880 | 1D890 | 1D8A0 | 1D8B0 | 1D8C0 | 1D8D0 | 1D8E0 |
| 1 | 1D801 | 1D811 | 1D821 | 1D831 | 1D841 | 1D851 | 1D861 | 1D871 | 1D881 | 1D891 | 1D8A1 | 1D8B1 | 1D8C1 | 1D8D1 | 1D8E1 |
| 2 | 1D802 | 1D812 | 1D822 | 1D832 | 1D842 | 1D852 | 1D862 | 1D872 | 1D882 | 1D892 | 1D8A2 | 1D8B2 | 1D8C2 | 1D8D2 | 1D8E2 |
| 3 | 1D803 | 1D813 | 1D823 | 1D833 | 1D843 | 1D853 | 1D863 | 1D873 | 1D883 | 1D893 | 1D8A3 | 1D8B3 | 1D8C3 | 1D8D3 | 1D8E3 |
| 4 | 1D804 | 1D814 | 1D824 | 1D834 | 1D844 | 1D854 | 1D864 | 1D874 | 1D884 | 1D894 | 1D8A4 | 1D8B4 | 1D8C4 | 1D8D4 | 1D8E4 |
| 5 | 1D805 | 1D815 | 1D825 | 1D835 | 1D845 | 1D855 | 1D865 | 1D875 | 1D885 | 1D895 | 1D8A5 | 1D8B5 | 1D8C5 | 1D8D5 | 1D8E5 |
| 6 | 1D806 | 1D816 | 1D826 | 1D836 | 1D846 | 1D856 | 1D866 | 1D876 | 1D886 | 1D896 | 1D8A6 | 1D8B6 | 1D8C6 | 1D8D6 | 1D8E6 |
| 7 | 1D807 | 1D817 | 1D827 | 1D837 | 1D847 | 1D857 | 1D867 | 1D877 | 1D887 | 1D897 | 1D8A7 | 1D8B7 | 1D8C7 | 1D8D7 | 1D8E7 |
| 8 | 1D808 | 1D818 | 1D828 | 1D838 | 1D848 | 1D858 | 1D868 | 1D878 | 1D888 | 1D898 | 1D8A8 | 1D8B8 | 1D8C8 | 1D8D8 | 1D8E8 |
| 9 | 1D809 | 1D819 | 1D829 | 1D839 | 1D849 | 1D859 | 1D869 | 1D879 | 1D889 | 1D899 | 1D8A9 | 1D8B9 | 1D8C9 | 1D8D9 | 1D8E9 |
| A | 1D80A | 1D81A | 1D82A | 1D83A | 1D84A | 1D85A | 1D86A | 1D87A | 1D88A | 1D89A | 1D8AA | 1D8BA | 1D8CA | 1D8DA | 1D8EA |
| B | 1D80B | 1D81B | 1D82B | 1D83B | 1D84B | 1D85B | 1D86B | 1D87B | 1D88B | 1D89B | 1D8AB | 1D8BB | 1D8CB | 1D8DB | 1D8EB |
| C | 1D80C | 1D81C | 1D82C | 1D83C | 1D84C | 1D85C | 1D86C | 1D87C | 1D88C | 1D89C | 1D8AC | 1D8BC | 1D8CC | 1D8DC | 1D8EC |
| D | 1D80D | 1D81D | 1D82D | 1D83D | 1D84D | 1D85D | 1D86D | 1D87D | 1D88D | 1D89D | 1D8AD | 1D8BD | 1D8CD | 1D8DD | 1D8ED |
| E | 1D80E | 1D81E | 1D82E | 1D83E | 1D84E | 1D85E | 1D86E | 1D87E | 1D88E | 1D89E | 1D8AE | 1D8BE | 1D8CE | 1D8DE | 1D8EE |
| F | 1D80F | 1D81F | 1D82F | 1D83F | 1D84F | 1D85F | 1D86F | 1D87F | 1D88F | 1D89F | 1D8AF | 1D8BF | 1D8CF | 1D8DF | 1D8EF |

















| | 1D8F | 1D90 | 1D91 | 1D92 | 1D93 | 1D94 | 1D95 | 1D96 | 1D97 | 1D98 | 1D99 | 1D9A | 1D9B | 1D9C |
|---|------|------|------|------|------|------|------|------|------|------|------|------|------|------|
| 0 | | | | | | | | | | | | | | |
| 1 | | | | | | | | | | | | | | |
| 2 | | | | | | | | | | | | | | |
| 3 | | | | | | | | | | | | | | |
| 4 | | | | | | | | | | | | | | |
| 5 | | | | | | | | | | | | | | |
| 6 | | | | | | | | | | | | | | |
| 7 | | | | | | | | | | | | | | |
| 8 | | | | | | | | | | | | | | |
| 9 | | | | | | | | | | | | | | |
| A | | | | | | | | | | | | | | |
| B | | | | | | | | | | | | | | |
| C | | | | | | | | | | | | | | |
| D | | | | | | | | | | | | | | |
| E | | | | | | | | | | | | | | |
| F | | | | | | | | | | | | | | |

| | 1D9D | 1D9E | 1D9F | 1DA0 | 1DA1 | 1DA2 | 1DA3 | 1DA4 | 1DA5 | 1DA6 | 1DA7 | 1DA8 | 1DA9 | 1DAA |
|---|-------|-------|-------|-------|-------|-------|-------|-------|-------|-------|-------|-------|-------|----------------|
| 0 | 1D9D0 | 1D9E0 | 1D9F0 | 1DA00 | 1DA10 | 1DA20 | 1DA30 | 1DA40 | 1DA50 | 1DA60 | 1DA70 | 1DA80 | 1DA90 | SW R 1 |
| 1 | 1D9D1 | 1D9E1 | 1D9F1 | 1DA01 | 1DA11 | 1DA21 | 1DA31 | 1DA41 | 1DA51 | 1DA61 | 1DA71 | 1DA81 | 1DA91 | SW R 2 |
| 2 | 1D9D2 | 1D9E2 | 1D9F2 | 1DA02 | 1DA12 | 1DA22 | 1DA32 | 1DA42 | 1DA52 | 1DA62 | 1DA72 | 1DA82 | 1DA92 | SW R 3 |
| 3 | 1D9D3 | 1D9E3 | 1D9F3 | 1DA03 | 1DA13 | 1DA23 | 1DA33 | 1DA43 | 1DA53 | 1DA63 | 1DA73 | 1DA83 | 1DA93 | SW R 4 |
| 4 | 1D9D4 | 1D9E4 | 1D9F4 | 1DA04 | 1DA14 | 1DA24 | 1DA34 | 1DA44 | 1DA54 | 1DA64 | 1DA74 | 1DA84 | 1DA94 | SW R 5 |
| 5 | 1D9D5 | 1D9E5 | 1D9F5 | 1DA05 | 1DA15 | 1DA25 | 1DA35 | 1DA45 | 1DA55 | 1DA65 | 1DA75 | 1DA85 | 1DA95 | SW R 6 |
| 6 | 1D9D6 | 1D9E6 | 1D9F6 | 1DA06 | 1DA16 | 1DA26 | 1DA36 | 1DA46 | 1DA56 | 1DA66 | 1DA76 | 1DA86 | 1DA96 | SW R 7 |
| 7 | 1D9D7 | 1D9E7 | 1D9F7 | 1DA07 | 1DA17 | 1DA27 | 1DA37 | 1DA47 | 1DA57 | 1DA67 | 1DA77 | 1DA87 | 1DA97 | SW R 8 |
| 8 | 1D9D8 | 1D9E8 | 1D9F8 | 1DA08 | 1DA18 | 1DA28 | 1DA38 | 1DA48 | 1DA58 | 1DA68 | 1DA78 | 1DA88 | 1DA98 | SW R 9 |
| 9 | 1D9D9 | 1D9E9 | 1D9F9 | 1DA09 | 1DA19 | 1DA29 | 1DA39 | 1DA49 | 1DA59 | 1DA69 | 1DA79 | 1DA89 | 1DA99 | SW R 10 |
| A | 1D9DA | 1D9EA | 1D9FA | 1DA0A | 1DA1A | 1DA2A | 1DA3A | 1DA4A | 1DA5A | 1DA6A | 1DA7A | 1DA8A | 1DA9A | SW F 1 SW R 11 |
| B | 1D9DB | 1D9EB | 1D9FB | 1DA0B | 1DA1B | 1DA2B | 1DA3B | 1DA4B | 1DA5B | 1DA6B | 1DA7B | 1DA8B | 1DA9B | SW F 2 SW R 12 |
| C | 1D9DC | 1D9EC | 1D9FC | 1DA0C | 1DA1C | 1DA2C | 1DA3C | 1DA4C | 1DA5C | 1DA6C | 1DA7C | 1DA8C | 1DA9C | SW F 3 SW R 13 |
| D | 1D9DD | 1D9ED | 1D9FD | 1DA0D | 1DA1D | 1DA2D | 1DA3D | 1DA4D | 1DA5D | 1DA6D | 1DA7D | 1DA8D | 1DA9D | SW F 4 SW R 14 |
| E | 1D9DE | 1D9EE | 1D9FE | 1DA0E | 1DA1E | 1DA2E | 1DA3E | 1DA4E | 1DA5E | 1DA6E | 1DA7E | 1DA8E | 1DA9E | SW F 5 SW R 15 |
| F | 1D9DF | 1D9EF | 1D9FF | 1DA0F | 1DA1F | 1DA2F | 1DA3F | 1DA4F | 1DA5F | 1DA6F | 1DA7F | 1DA8F | 1DA9F | SW F 6 SW R 16 |

Handshapes with index finger






























| | | |
|-------|---|--|
| 1D800 |  | SIGNWRITING HAND-FIST INDEX |
| 1D801 |  | SIGNWRITING HAND-CIRCLE INDEX |
| 1D802 |  | SIGNWRITING HAND-CUP INDEX |
| 1D803 |  | SIGNWRITING HAND-OVAL INDEX |
| 1D804 |  | SIGNWRITING HAND-HINGE INDEX |
| 1D805 |  | SIGNWRITING HAND-ANGLE INDEX |
| 1D806 |  | SIGNWRITING HAND-FIST INDEX BENT |
| 1D807 |  | SIGNWRITING HAND-CIRCLE INDEX BENT |
| 1D808 |  | SIGNWRITING HAND-FIST THUMB UNDER INDEX BENT |
| 1D809 |  | SIGNWRITING HAND-FIST INDEX RAISED KNUCKLE |
| 1D80A |  | SIGNWRITING HAND-FIST INDEX CUPPED |
| 1D80B |  | SIGNWRITING HAND-FIST INDEX HINGED |
| 1D80C |  | SIGNWRITING HAND-FIST INDEX HINGED LOW |
| 1D80D |  | SIGNWRITING HAND-CIRCLE INDEX HINGE |

Handshapes with index and middle fingers








| | | |
|-------|---|--|
| 1D80E |  | SIGNWRITING HAND-FIST INDEX MIDDLE |
| 1D80F |  | SIGNWRITING HAND-CIRCLE INDEX MIDDLE |
| 1D810 |  | SIGNWRITING HAND-FIST INDEX MIDDLE BENT |
| 1D811 |  | SIGNWRITING HAND-FIST INDEX MIDDLE RAISED KNUCKLES |
| 1D812 |  | SIGNWRITING HAND-FIST INDEX MIDDLE HINGED |
| 1D813 |  | SIGNWRITING HAND-FIST INDEX UP MIDDLE HINGED |
| 1D814 |  | SIGNWRITING HAND-FIST INDEX HINGED MIDDLE UP |
| 1D815 |  | SIGNWRITING HAND-FIST INDEX MIDDLE CONJOINED |
| 1D816 |  | SIGNWRITING HAND-FIST INDEX MIDDLE CONJOINED INDEX BENT |
| 1D817 |  | SIGNWRITING HAND-FIST INDEX MIDDLE CONJOINED MIDDLE BENT |
| 1D818 |  | SIGNWRITING HAND-FIST INDEX MIDDLE CONJOINED CUPPED |
| 1D819 |  | SIGNWRITING HAND-FIST INDEX MIDDLE CONJOINED HINGED |
| 1D81A |  | SIGNWRITING HAND-FIST INDEX MIDDLE CROSSED |
| 1D81B |  | SIGNWRITING HAND-CIRCLE INDEX MIDDLE CROSSED |
| 1D81C |  | SIGNWRITING HAND-FIST MIDDLE BENT OVER INDEX |
| 1D81D |  | SIGNWRITING HAND-FIST INDEX BENT OVER MIDDLE |

Handshapes with index and middle fingers and thumb

| | | |
|-------|---|--|
| 1D81E |  | SIGNWRITING HAND-FIST INDEX MIDDLE THUMB |
| 1D81F |  | SIGNWRITING HAND-CIRCLE INDEX MIDDLE THUMB |
| 1D820 |  | SIGNWRITING HAND-FIST INDEX MIDDLE STRAIGHT THUMB BENT |
| 1D821 |  | SIGNWRITING HAND-FIST INDEX MIDDLE BENT THUMB STRAIGHT |
| 1D822 |  | SIGNWRITING HAND-FIST INDEX MIDDLE THUMB BENT |
| 1D823 |  | SIGNWRITING HAND-FIST INDEX MIDDLE HINGED SPREAD THUMB SIDE |
| 1D824 |  | SIGNWRITING HAND-FIST INDEX UP MIDDLE HINGED THUMB SIDE |
| 1D825 |  | SIGNWRITING HAND-FIST INDEX UP MIDDLE HINGED THUMB CONJOINED |
| 1D826 |  | SIGNWRITING HAND-FIST INDEX HINGED MIDDLE UP THUMB SIDE |

| | | |
|-------|---|---|
| 1D827 |  | SIGNWRITING HAND-FIST INDEX MIDDLE UP SPREAD THUMB FORWARD |
| 1D828 |  | SIGNWRITING HAND-FIST INDEX MIDDLE THUMB CUPPED |
| 1D829 |  | SIGNWRITING HAND-FIST INDEX MIDDLE THUMB CIRCLED |
| 1D82A |  | SIGNWRITING HAND-FIST INDEX MIDDLE THUMB HOOKED |
| 1D82B |  | SIGNWRITING HAND-FIST INDEX MIDDLE THUMB HINGED |
| 1D82C |  | SIGNWRITING HAND-FIST THUMB BETWEEN INDEX MIDDLE STRAIGHT |
| 1D82D |  | SIGNWRITING HAND-FIST INDEX MIDDLE CONJOINED THUMB SIDE |
| 1D82E |  | SIGNWRITING HAND-FIST INDEX MIDDLE CONJOINED THUMB SIDE CONJOINED |
| 1D82F |  | SIGNWRITING HAND-FIST INDEX MIDDLE CONJOINED THUMB SIDE BENT |
| 1D830 |  | SIGNWRITING HAND-FIST MIDDLE THUMB HOOKED INDEX UP |
| 1D831 |  | SIGNWRITING HAND-FIST INDEX THUMB HOOKED MIDDLE UP |
| 1D832 |  | SIGNWRITING HAND-FIST INDEX MIDDLE CONJOINED HINGED THUMB SIDE |
| 1D833 |  | SIGNWRITING HAND-FIST INDEX MIDDLE CROSSED THUMB SIDE |
| 1D834 |  | SIGNWRITING HAND-FIST INDEX MIDDLE CONJOINED THUMB FORWARD |
| 1D835 |  | SIGNWRITING HAND-FIST INDEX MIDDLE CONJOINED CUPPED THUMB FORWARD |
| 1D836 |  | SIGNWRITING HAND-FIST MIDDLE THUMB CUPPED INDEX UP |
| 1D837 |  | SIGNWRITING HAND-FIST INDEX THUMB CUPPED MIDDLE UP |
| 1D838 |  | SIGNWRITING HAND-FIST MIDDLE THUMB CIRCLED INDEX UP |
| 1D839 |  | SIGNWRITING HAND-FIST MIDDLE THUMB CIRCLED INDEX HINGED |
| 1D83A |  | SIGNWRITING HAND-FIST INDEX THUMB ANGLED OUT MIDDLE UP |
| 1D83B |  | SIGNWRITING HAND-FIST INDEX THUMB ANGLED IN MIDDLE UP |
| 1D83C |  | SIGNWRITING HAND-FIST INDEX THUMB CIRCLED MIDDLE UP |
| 1D83D |  | SIGNWRITING HAND-FIST INDEX MIDDLE THUMB CONJOINED HINGED |
| 1D83E |  | SIGNWRITING HAND-FIST INDEX MIDDLE THUMB ANGLED OUT |
| 1D83F |  | SIGNWRITING HAND-FIST INDEX MIDDLE THUMB ANGLED |
| 1D840 |  | SIGNWRITING HAND-FIST MIDDLE THUMB ANGLED OUT INDEX UP |
| 1D841 |  | SIGNWRITING HAND-FIST MIDDLE THUMB ANGLED OUT INDEX CROSSED |
| 1D842 |  | SIGNWRITING HAND-FIST MIDDLE THUMB ANGLED INDEX UP |
| 1D843 |  | SIGNWRITING HAND-FIST INDEX THUMB HOOKED MIDDLE HINGED |

Handshapes with four fingers

| | | |
|-------|---|--|
| 1D844 |  | SIGNWRITING HAND-FLAT FOUR FINGERS |
| 1D845 |  | SIGNWRITING HAND-FLAT FOUR FINGERS BENT |
| 1D846 |  | SIGNWRITING HAND-FLAT FOUR FINGERS HINGED |
| 1D847 |  | SIGNWRITING HAND-FLAT FOUR FINGERS CONJOINED |
| 1D848 |  | SIGNWRITING HAND-FLAT FOUR FINGERS CONJOINED SPLIT |
| 1D849 |  | SIGNWRITING HAND-CLAW FOUR FINGERS CONJOINED |
| 1D84A |  | SIGNWRITING HAND-FIST FOUR FINGERS CONJOINED BENT |

1D84B  SIGNWRITING HAND-HINGE FOUR FINGERS CONJOINED

Handshapes with five fingers

1D84C  SIGNWRITING HAND-FLAT FIVE FINGERS SPREAD


1D84D  SIGNWRITING HAND-FLAT HEEL FIVE FINGERS SPREAD

1D84E  SIGNWRITING HAND-FLAT FIVE FINGERS SPREAD FOUR BENT

1D84F  SIGNWRITING HAND-FLAT HEEL FIVE FINGERS SPREAD FOUR BENT

1D850  SIGNWRITING HAND-FLAT FIVE FINGERS SPREAD BENT

1D851  SIGNWRITING HAND-FLAT HEEL FIVE FINGERS SPREAD BENT

1D852  SIGNWRITING HAND-FLAT FIVE FINGERS SPREAD THUMB FORWARD


1D853  SIGNWRITING HAND-CUP FIVE FINGERS SPREAD


1D854  SIGNWRITING HAND-CUP FIVE FINGERS SPREAD OPEN

1D855  SIGNWRITING HAND-HINGE FIVE FINGERS SPREAD OPEN

1D856  SIGNWRITING HAND-OVAL FIVE FINGERS SPREAD

1D857  SIGNWRITING HAND-FLAT FIVE FINGERS SPREAD HINGED

1D858  SIGNWRITING HAND-FLAT FIVE FINGERS SPREAD HINGED THUMB SIDE

1D859  SIGNWRITING HAND-FLAT FIVE FINGERS SPREAD HINGED NO THUMB

1D85A  SIGNWRITING HAND-FLAT

1D85B  SIGNWRITING HAND-FLAT BETWEEN PALM FACINGS

1D85C  SIGNWRITING HAND-FLAT HEEL

1D85D  SIGNWRITING HAND-FLAT THUMB SIDE

1D85E  SIGNWRITING HAND-FLAT HEEL THUMB SIDE

1D85F  SIGNWRITING HAND-FLAT THUMB BENT

1D860  SIGNWRITING HAND-FLAT THUMB FORWARD

1D861  SIGNWRITING HAND-FLAT SPLIT INDEX THUMB SIDE


1D862  SIGNWRITING HAND-FLAT SPLIT CENTER

1D863  SIGNWRITING HAND-FLAT SPLIT CENTER THUMB SIDE

1D864  SIGNWRITING HAND-FLAT SPLIT CENTER THUMB SIDE BENT

1D865  SIGNWRITING HAND-FLAT SPLIT BABY


1D866  SIGNWRITING HAND-CLAW

1D867  SIGNWRITING HAND-CLAW THUMB SIDE

1D868  SIGNWRITING HAND-CLAW NO THUMB

1D869  SIGNWRITING HAND-CLAW THUMB FORWARD

1D86A  SIGNWRITING HAND-HOOK CURLICUE

1D86B  SIGNWRITING HAND-HOOK

1D86C  SIGNWRITING HAND-CUP OPEN

1D86D  SIGNWRITING HAND-CUP

1D86E  SIGNWRITING HAND-CUP OPEN THUMB SIDE

1D86F  SIGNWRITING HAND-CUP THUMB SIDE

1D870  SIGNWRITING HAND-CUP OPEN NO THUMB

1D871  SIGNWRITING HAND-CUP NO THUMB

1D872  SIGNWRITING HAND-CUP OPEN THUMB FORWARD

1D873  SIGNWRITING HAND-CUP THUMB FORWARD

1D874  SIGNWRITING HAND-CURLICUE OPEN

1D875  SIGNWRITING HAND-CURLICUE

1D876  SIGNWRITING HAND-CIRCLE

1D877  SIGNWRITING HAND-OVAL


1D878  SIGNWRITING HAND-OVAL THUMB SIDE


1D879 SIGNWRITING HAND-OVAL NO THUMB


1D87A SIGNWRITING HAND-OVAL THUMB FORWARD


1D87B SIGNWRITING HAND-HINGE OPEN


1D87C  SIGNWRITING HAND-HINGE OPEN THUMB FORWARD


1D87D  SIGNWRITING HAND-HINGE


1D87E  SIGNWRITING HAND-HINGE SMALL


1D87F  SIGNWRITING HAND-HINGE OPEN THUMB SIDE


1D880  SIGNWRITING HAND-HINGE THUMB SIDE

1D881  SIGNWRITING HAND-HINGE OPEN NO THUMB


1D882  SIGNWRITING HAND-HINGE NO THUMB


1D883  SIGNWRITING HAND-HINGE THUMB SIDE TOUCHING INDEX

1D884  SIGNWRITING HAND-HINGE THUMB BETWEEN MIDDLE RING


1D885  SIGNWRITING HAND-ANGLE

Handshapes with baby finger

1D886  SIGNWRITING HAND-FIST INDEX MIDDLE RING


1D887  SIGNWRITING HAND-CIRCLE INDEX MIDDLE RING


1D888  SIGNWRITING HAND-HINGE INDEX MIDDLE RING


1D889  SIGNWRITING HAND-ANGLE INDEX MIDDLE RING


1D88A  SIGNWRITING HAND-HINGE BABY

1D88B  SIGNWRITING HAND-FIST INDEX MIDDLE RING BENT

1D88C  SIGNWRITING HAND-FIST INDEX MIDDLE RING CONJOINED


1D88D  SIGNWRITING HAND-HINGE INDEX MIDDLE RING CONJOINED


1D88E  SIGNWRITING HAND-FIST BABY DOWN


1D88F  SIGNWRITING HAND-FIST BABY DOWN RIPPLE STRAIGHT

1D890  SIGNWRITING HAND-FIST BABY DOWN RIPPLE CURVED


1D891  SIGNWRITING HAND-FIST BABY DOWN OTHERS CIRCLED

1D892  SIGNWRITING HAND-FIST BABY UP


1D893  SIGNWRITING HAND-FIST THUMB UNDER BABY UP


1D894  SIGNWRITING HAND-CIRCLE BABY UP


1D895  SIGNWRITING HAND-OVAL BABY UP

1D896  SIGNWRITING HAND-ANGLE BABY UP


1D897  SIGNWRITING HAND-FIST BABY RAISED KNUCKLE


1D898  SIGNWRITING HAND-FIST BABY BENT


1D899  SIGNWRITING HAND-FIST BABY TOUCHES THUMB

1D89A  SIGNWRITING HAND-FIST BABY THUMB

1D89B  SIGNWRITING HAND-HINGE BABY THUMB


1D89C  SIGNWRITING HAND-FIST BABY INDEX THUMB


1D89D  SIGNWRITING HAND-HINGE BABY INDEX THUMB


1D89E  SIGNWRITING HAND-ANGLE BABY INDEX THUMB INDEX THUMB OUT

1D89F  SIGNWRITING HAND-ANGLE BABY INDEX THUMB INDEX THUMB


1D8A0  SIGNWRITING HAND-FIST BABY INDEX


1D8A1  SIGNWRITING HAND-CIRCLE BABY INDEX


1D8A2  SIGNWRITING HAND-HINGE BABY INDEX


1D8A3  SIGNWRITING HAND-ANGLE BABY INDEX


Handshapes with ring finger

1D8A4  SIGNWRITING HAND-FIST INDEX MIDDLE BABY

1D8A5  SIGNWRITING HAND-CIRCLE INDEX MIDDLE BABY

1D8A6  SIGNWRITING HAND-HINGE INDEX MIDDLE BABY

1D8A7  SIGNWRITING HAND-HINGE RING

1D8A8  SIGNWRITING HAND-ANGLE INDEX MIDDLE BABY

| | | | | | |
|-------|--|---|-------|--|--|
| 1D8A9 | | SIGNWRITING HAND-FIST INDEX MIDDLE CROSS BABY | 1D8D5 | | SIGNWRITING HAND-CIRCLE MIDDLE RING BABY BENT |
| 1D8AA | | SIGNWRITING HAND-CIRCLE INDEX MIDDLE CROSS BABY | 1D8D6 | | SIGNWRITING HAND-CLAW MIDDLE RING BABY CONJOINED |
| 1D8AB | | SIGNWRITING HAND-FIST RING DOWN | 1D8D7 | | SIGNWRITING HAND-CLAW MIDDLE RING BABY CONJOINED SIDE |
| 1D8AC | | SIGNWRITING HAND-HINGE RING DOWN INDEX THUMB HOOK MIDDLE | 1D8D8 | | SIGNWRITING HAND-HOOK MIDDLE RING BABY CONJOINED OUT |
| 1D8AD | | SIGNWRITING HAND-ANGLE RING DOWN MIDDLE THUMB INDEX CROSS | 1D8D9 | | SIGNWRITING HAND-HOOK MIDDLE RING BABY CONJOINED IN |
| 1D8AE | | SIGNWRITING HAND-FIST RING UP | 1D8DA | | SIGNWRITING HAND-HOOK MIDDLE RING BABY CONJOINED |
| 1D8AF | | SIGNWRITING HAND-FIST RING RAISED KNUCKLE | 1D8DB | | SIGNWRITING HAND-HINGE INDEX HINGED |
| 1D8B0 | | SIGNWRITING HAND-FIST RING BABY | 1D8DC | | SIGNWRITING HAND-FIST INDEX THUMB SIDE |
| 1D8B1 | | SIGNWRITING HAND-CIRCLE RING BABY | 1D8DD | | SIGNWRITING HAND-HINGE INDEX THUMB SIDE |
| 1D8B2 | | SIGNWRITING HAND-OVAL RING BABY | 1D8DE | | SIGNWRITING HAND-FIST INDEX THUMB SIDE THUMB DIAGONAL |
| 1D8B3 | | SIGNWRITING HAND-ANGLE RING BABY | 1D8DF | | SIGNWRITING HAND-FIST INDEX THUMB SIDE THUMB CONJOINED |
| 1D8B4 | | SIGNWRITING HAND-FIST RING MIDDLE | 1D8E0 | | SIGNWRITING HAND-FIST INDEX THUMB SIDE THUMB BENT |
| 1D8B5 | | SIGNWRITING HAND-FIST RING MIDDLE CONJOINED | 1D8E1 | | SIGNWRITING HAND-FIST INDEX THUMB SIDE INDEX BENT |
| 1D8B6 | | SIGNWRITING HAND-FIST RING MIDDLE RAISED KNUCKLES | 1D8E2 | | SIGNWRITING HAND-FIST INDEX THUMB SIDE BOTH BENT |
| 1D8B7 | | SIGNWRITING HAND-FIST RING INDEX | 1D8E3 | | SIGNWRITING HAND-FIST INDEX THUMB SIDE INDEX HINGE |
| 1D8B8 | | SIGNWRITING HAND-FIST RING THUMB | 1D8E4 | | SIGNWRITING HAND-FIST INDEX THUMB FORWARD INDEX STRAIGHT |
| 1D8B9 | | SIGNWRITING HAND-HOOK RING THUMB | 1D8E5 | | SIGNWRITING HAND-FIST INDEX THUMB FORWARD INDEX BENT |

Handshapes with middle finger

| | | | | | |
|-------|--|--|-------|--|--|
| 1D8BA | | SIGNWRITING HAND-FIST INDEX RING BABY | 1D8E6 | | SIGNWRITING HAND-FIST INDEX THUMB HOOK |
| 1D8BB | | SIGNWRITING HAND-CIRCLE INDEX RING BABY | 1D8E7 | | SIGNWRITING HAND-FIST INDEX THUMB CURLICUE |
| 1D8BC | | SIGNWRITING HAND-CURLICUE INDEX RING BABY ON | 1D8E8 | | SIGNWRITING HAND-FIST INDEX THUMB CURVE THUMB INSIDE |
| 1D8BD | | SIGNWRITING HAND-HOOK INDEX RING BABY OUT | 1D8E9 | | SIGNWRITING HAND-CLAW INDEX THUMB CURVE THUMB INSIDE |
| 1D8BE | | SIGNWRITING HAND-HOOK INDEX RING BABY IN | 1D8EA | | SIGNWRITING HAND-FIST INDEX THUMB CURVE THUMB UNDER |
| 1D8BF | | SIGNWRITING HAND-HOOK INDEX RING BABY UNDER | 1D8EB | | SIGNWRITING HAND-FIST INDEX THUMB CIRCLE |
| 1D8C0 | | SIGNWRITING HAND-CUP INDEX RING BABY | 1D8EC | | SIGNWRITING HAND-CUP INDEX THUMB |
| 1D8C1 | | SIGNWRITING HAND-HINGE INDEX RING BABY | 1D8ED | | SIGNWRITING HAND-CUP INDEX THUMB OPEN |
| 1D8C2 | | SIGNWRITING HAND-ANGLE INDEX RING BABY OUT | 1D8EE | | SIGNWRITING HAND-HINGE INDEX THUMB OPEN |
| 1D8C3 | | SIGNWRITING HAND-ANGLE INDEX RING BABY | 1D8EF | | SIGNWRITING HAND-HINGE INDEX THUMB LARGE |
| 1D8C4 | | SIGNWRITING HAND-FIST MIDDLE DOWN | 1D8F0 | | SIGNWRITING HAND-HINGE INDEX THUMB |
| 1D8C5 | | SIGNWRITING HAND-HINGE MIDDLE | 1D8F1 | | SIGNWRITING HAND-HINGE INDEX THUMB SMALL |
| 1D8C6 | | SIGNWRITING HAND-FIST MIDDLE UP | 1D8F2 | | SIGNWRITING HAND-ANGLE INDEX THUMB OUT |
| 1D8C7 | | SIGNWRITING HAND-CIRCLE MIDDLE UP | 1D8F3 | | SIGNWRITING HAND-ANGLE INDEX THUMB IN |
| 1D8C8 | | SIGNWRITING HAND-FIST MIDDLE RAISED KNUCKLE | 1D8F4 | | SIGNWRITING HAND-ANGLE INDEX THUMB |
| 1D8C9 | | SIGNWRITING HAND-FIST MIDDLE UP THUMB SIDE | | | |
| 1D8CA | | SIGNWRITING HAND-HOOK MIDDLE THUMB | | | |
| 1D8CB | | SIGNWRITING HAND-FIST MIDDLE THUMB BABY | | | |
| 1D8CC | | SIGNWRITING HAND-FIST MIDDLE BABY | | | |

Handshapes with index finger and thumb

| | | |
|-------|--|---|
| 1D8CD | | SIGNWRITING HAND-FIST MIDDLE RING BABY |
| 1D8CE | | SIGNWRITING HAND-CIRCLE MIDDLE RING BABY |
| 1D8CF | | SIGNWRITING HAND-CURLICUE MIDDLE RING BABY ON |
| 1D8D0 | | SIGNWRITING HAND-CUP MIDDLE RING BABY |
| 1D8D1 | | SIGNWRITING HAND-HINGE MIDDLE RING BABY |
| 1D8D2 | | SIGNWRITING HAND-ANGLE MIDDLE RING BABY OUT |
| 1D8D3 | | SIGNWRITING HAND-ANGLE MIDDLE RING BABY IN |
| 1D8D4 | | SIGNWRITING HAND-ANGLE MIDDLE RING BABY |

Handshapes with thumb

| | | |
|-------|--|--|
| 1D8F5 | | SIGNWRITING HAND-FIST THUMB |
| 1D8F6 | | SIGNWRITING HAND-FIST THUMB HEEL |
| 1D8F7 | | SIGNWRITING HAND-FIST THUMB SIDE DIAGONAL |
| 1D8F8 | | SIGNWRITING HAND-FIST THUMB SIDE CONJOINED |
| 1D8F9 | | SIGNWRITING HAND-FIST THUMB SIDE BENT |
| 1D8FA | | SIGNWRITING HAND-FIST THUMB FORWARD |
| 1D8FB | | SIGNWRITING HAND-FIST THUMB BETWEEN INDEX MIDDLE |
| 1D8FC | | SIGNWRITING HAND-FIST THUMB BETWEEN MIDDLE RING |
| 1D8FD | | SIGNWRITING HAND-FIST THUMB BETWEEN RING BABY |

| | | |
|-------|--|---|
| 1D8FE | | SIGNWRITING HAND-FIST THUMB UNDER TWO FINGERS |
| 1D8FF | | SIGNWRITING HAND-FIST THUMB OVER TWO FINGERS |
| 1D900 | | SIGNWRITING HAND-FIST THUMB UNDER THREE FINGERS |
| 1D901 | | SIGNWRITING HAND-FIST THUMB UNDER FOUR FINGERS |
| 1D902 | | SIGNWRITING HAND-FIST THUMB OVER FOUR RAISED KNUCKLES |
| 1D903 | | SIGNWRITING HAND-FIST |
| 1D904 | | SIGNWRITING HAND-FIST HEEL |

Contact movement indicators

| | | |
|-------|----|-----------------------------|
| 1D905 | * | SIGNWRITING TOUCH SINGLE |
| 1D906 | ** | SIGNWRITING TOUCH MULTIPLE |
| 1D907 | · | SIGNWRITING TOUCH BETWEEN |
| 1D908 | + | SIGNWRITING GRASP SINGLE |
| 1D909 | ++ | SIGNWRITING GRASP MULTIPLE |
| 1D90A | + | SIGNWRITING GRASP BETWEEN |
| 1D90B | # | SIGNWRITING STRIKE SINGLE |
| 1D90C | ## | SIGNWRITING STRIKE MULTIPLE |
| 1D90D | # | SIGNWRITING STRIKE BETWEEN |
| 1D90E | ⊙ | SIGNWRITING BRUSH SINGLE |
| 1D90F | ⊙⊙ | SIGNWRITING BRUSH MULTIPLE |
| 1D910 | ⊙ | SIGNWRITING BRUSH BETWEEN |
| 1D911 | ⓔ | SIGNWRITING RUB SINGLE |
| 1D912 | ⓔⓔ | SIGNWRITING RUB MULTIPLE |
| 1D913 | ⓔ | SIGNWRITING RUB BETWEEN |
| 1D914 | △ | SIGNWRITING SURFACE SYMBOLS |
| 1D915 | ⊕ | SIGNWRITING SURFACE BETWEEN |

Finger movement indicators

| | | |
|-------|-----|---------------------------------------|
| 1D916 | ● | SIGNWRITING SQUEEZE LARGE SINGLE |
| 1D917 | ● | SIGNWRITING SQUEEZE SMALL SINGLE |
| 1D918 | ●● | SIGNWRITING SQUEEZE LARGE MULTIPLE |
| 1D919 | ●● | SIGNWRITING SQUEEZE SMALL MULTIPLE |
| 1D91A | ↘ | SIGNWRITING SQUEEZE SEQUENTIAL |
| 1D91B | ○ | SIGNWRITING FLICK LARGE SINGLE |
| 1D91C | ○ | SIGNWRITING FLICK SMALL SINGLE |
| 1D91D | ○○ | SIGNWRITING FLICK LARGE MULTIPLE |
| 1D91E | ○○ | SIGNWRITING FLICK SMALL MULTIPLE |
| 1D91F | ↘ | SIGNWRITING FLICK SEQUENTIAL |
| 1D920 | ○●○ | SIGNWRITING SQUEEZE FLICK ALTERNATING |

Movement indicators

| | | |
|-------|---|---|
| 1D921 | ↕ | SIGNWRITING MOVEMENT-HINGE UP DOWN LARGE |
| 1D922 | ∧ | SIGNWRITING MOVEMENT-HINGE UP DOWN SMALL |
| 1D923 | ↘ | SIGNWRITING MOVEMENT-HINGE UP SEQUENTIAL |
| 1D924 | ↘ | SIGNWRITING MOVEMENT-HINGE DOWN SEQUENTIAL |
| 1D925 | ↕ | SIGNWRITING MOVEMENT-HINGE UP DOWN ALTERNATING LARGE |
| 1D926 | ∧ | SIGNWRITING MOVEMENT-HINGE UP DOWN ALTERNATING SMALL |
| 1D927 | ⊷ | SIGNWRITING MOVEMENT-HINGE SIDE TO SIDE SCISSORS |
| 1D928 | ↕ | SIGNWRITING MOVEMENT-WALLPLANE FINGER CONTACT |
| 1D929 | ↑ | SIGNWRITING MOVEMENT-FLOORPLANE FINGER CONTACT |
| 1D92A | ↑ | SIGNWRITING MOVEMENT-WALLPLANE SINGLE STRAIGHT SMALL |
| 1D92B | ↑ | SIGNWRITING MOVEMENT-WALLPLANE SINGLE STRAIGHT MEDIUM |
| 1D92C | ↑ | SIGNWRITING MOVEMENT-WALLPLANE SINGLE STRAIGHT LARGE |

| | | |
|-------|-----|--|
| 1D92D | ↑ | SIGNWRITING MOVEMENT-WALLPLANE SINGLE STRAIGHT LARGEST |
| 1D92E | ↕ | SIGNWRITING MOVEMENT-WALLPLANE SINGLE WRIST FLEX |
| 1D92F | ↕↕ | SIGNWRITING MOVEMENT-WALLPLANE DOUBLE STRAIGHT |
| 1D930 | ↕↕ | SIGNWRITING MOVEMENT-WALLPLANE DOUBLE WRIST FLEX |
| 1D931 | ↕↕ | SIGNWRITING MOVEMENT-WALLPLANE DOUBLE ALTERNATING |
| 1D932 | ↕↕ | SIGNWRITING MOVEMENT-WALLPLANE DOUBLE ALTERNATING WRIST FLEX |
| 1D933 | ↕↕ | SIGNWRITING MOVEMENT-WALLPLANE CROSS |
| 1D934 | ↕↕↕ | SIGNWRITING MOVEMENT-WALLPLANE TRIPLE STRAIGHT MOVEMENT |
| 1D935 | ↕↕↕ | SIGNWRITING MOVEMENT-WALLPLANE TRIPLE WRIST FLEX |
| 1D936 | ↕↕↕ | SIGNWRITING MOVEMENT-WALLPLANE TRIPLE ALTERNATING |
| 1D937 | ↕↕↕ | SIGNWRITING MOVEMENT-WALLPLANE TRIPLE ALTERNATING WRIST FLEX |
| 1D938 | ↕ | SIGNWRITING MOVEMENT-WALLPLANE BEND SMALL |
| 1D939 | ↕ | SIGNWRITING MOVEMENT-WALLPLANE BEND MEDIUM |
| 1D93A | ↕ | SIGNWRITING MOVEMENT-WALLPLANE BEND LARGE |
| 1D93B | ↕ | SIGNWRITING MOVEMENT-WALLPLANE CORNER SMALL |
| 1D93C | ↕ | SIGNWRITING MOVEMENT-WALLPLANE CORNER MEDIUM |
| 1D93D | ↕ | SIGNWRITING MOVEMENT-WALLPLANE CORNER LARGE |
| 1D93E | ↕ | SIGNWRITING MOVEMENT-WALLPLANE CORNER ROTATION |
| 1D93F | ↕ | SIGNWRITING MOVEMENT-WALLPLANE CHECK SMALL |
| 1D940 | ↕ | SIGNWRITING MOVEMENT-WALLPLANE CHECK MEDIUM |
| 1D941 | ↕ | SIGNWRITING MOVEMENT-WALLPLANE CHECK LARGE |
| 1D942 | ↕ | SIGNWRITING MOVEMENT-WALLPLANE BOX SMALL |
| 1D943 | ↕ | SIGNWRITING MOVEMENT-WALLPLANE BOX MEDIUM |
| 1D944 | ↕ | SIGNWRITING MOVEMENT-WALLPLANE BOX LARGE |
| 1D945 | ↕ | SIGNWRITING MOVEMENT-WALLPLANE ZIGZAG SMALL |
| 1D946 | ↕ | SIGNWRITING MOVEMENT-WALLPLANE ZIGZAG MEDIUM |
| 1D947 | ↕ | SIGNWRITING MOVEMENT-WALLPLANE ZIGZAG LARGE |
| 1D948 | ↕ | SIGNWRITING MOVEMENT-WALLPLANE PEAKS SMALL |
| 1D949 | ↕ | SIGNWRITING MOVEMENT-WALLPLANE PEAKS MEDIUM |
| 1D94A | ↕ | SIGNWRITING MOVEMENT-WALLPLANE PEAKS LARGE |
| 1D94B | ↕ | SIGNWRITING TRAVEL-WALLPLANE ROTATION-WALLPLANE SINGLE |
| 1D94C | ↕ | SIGNWRITING TRAVEL-WALLPLANE ROTATION-WALLPLANE DOUBLE |
| 1D94D | ↕ | SIGNWRITING TRAVEL-WALLPLANE ROTATION-WALLPLANE ALTERNATING |
| 1D94E | ↕ | SIGNWRITING TRAVEL-WALLPLANE ROTATION-FLOORPLANE SINGLE |
| 1D94F | ↕ | SIGNWRITING TRAVEL-WALLPLANE ROTATION-FLOORPLANE DOUBLE |
| 1D950 | ↕ | SIGNWRITING TRAVEL-WALLPLANE ROTATION-FLOORPLANE ALTERNATING |
| 1D951 | ↕ | SIGNWRITING TRAVEL-WALLPLANE SHAKING |
| 1D952 | ↕ | SIGNWRITING TRAVEL-WALLPLANE ARM SPIRAL SINGLE |

| | | | | | |
|-------|---|---|-------|---|--|
| 1D953 | ⌘ | SIGNWRITING TRAVEL-WALLPLANE ARM SPIRAL DOUBLE | 1D978 | ↶ | SIGNWRITING MOVEMENT-FLOORPLANE BOX SMALL |
| 1D954 | ⌘ | SIGNWRITING TRAVEL-WALLPLANE ARM SPIRAL TRIPLE | 1D979 | ↷ | SIGNWRITING MOVEMENT-FLOORPLANE BOX MEDIUM |
| 1D955 | ⌘ | SIGNWRITING MOVEMENT-DIAGONAL AWAY SMALL | 1D97A | ↸ | SIGNWRITING MOVEMENT-FLOORPLANE BOX LARGE |
| 1D956 | ⌘ | SIGNWRITING MOVEMENT-DIAGONAL AWAY MEDIUM | 1D97B | ↹ | SIGNWRITING MOVEMENT-FLOORPLANE ZIGZAG SMALL |
| 1D957 | ⌘ | SIGNWRITING MOVEMENT-DIAGONAL AWAY LARGE | 1D97C | ↺ | SIGNWRITING MOVEMENT-FLOORPLANE ZIGZAG MEDIUM |
| 1D958 | ⌘ | SIGNWRITING MOVEMENT-DIAGONAL AWAY LARGEST | 1D97D | ↻ | SIGNWRITING MOVEMENT-FLOORPLANE ZIGZAG LARGE |
| 1D959 | ⌘ | SIGNWRITING MOVEMENT-DIAGONAL TOWARDS SMALL | 1D97E | ↼ | SIGNWRITING MOVEMENT-FLOORPLANE PEAKS SMALL |
| 1D95A | ⌘ | SIGNWRITING MOVEMENT-DIAGONAL TOWARDS MEDIUM | 1D97F | ↽ | SIGNWRITING MOVEMENT-FLOORPLANE PEAKS MEDIUM |
| 1D95B | ⌘ | SIGNWRITING MOVEMENT-DIAGONAL TOWARDS LARGE | 1D980 | ↾ | SIGNWRITING MOVEMENT-FLOORPLANE PEAKS LARGE |
| 1D95C | ⌘ | SIGNWRITING MOVEMENT-DIAGONAL TOWARDS LARGEST | 1D981 | ↿ | SIGNWRITING TRAVEL-FLOORPLANE ROTATION-FLOORPLANE SINGLE |
| 1D95D | ⌘ | SIGNWRITING MOVEMENT-DIAGONAL BETWEEN AWAY SMALL | 1D982 | ↻ | SIGNWRITING TRAVEL-FLOORPLANE ROTATION-FLOORPLANE DOUBLE |
| 1D95E | ⌘ | SIGNWRITING MOVEMENT-DIAGONAL BETWEEN AWAY MEDIUM | 1D983 | ↼ | SIGNWRITING TRAVEL-FLOORPLANE ROTATION-FLOORPLANE ALTERNATING |
| 1D95F | ⌘ | SIGNWRITING MOVEMENT-DIAGONAL BETWEEN AWAY LARGE | 1D984 | ↽ | SIGNWRITING TRAVEL-FLOORPLANE ROTATION-WALLPLANE SINGLE |
| 1D960 | ⌘ | SIGNWRITING MOVEMENT-DIAGONAL BETWEEN AWAY LARGEST | 1D985 | ↾ | SIGNWRITING TRAVEL-FLOORPLANE ROTATION-WALLPLANE DOUBLE |
| 1D961 | ⌘ | SIGNWRITING MOVEMENT-DIAGONAL BETWEEN TOWARDS SMALL | 1D986 | ↿ | SIGNWRITING TRAVEL-FLOORPLANE ROTATION-WALLPLANE ALTERNATING |
| 1D962 | ⌘ | SIGNWRITING MOVEMENT-DIAGONAL BETWEEN TOWARDS MEDIUM | 1D987 | ↻ | SIGNWRITING TRAVEL-FLOORPLANE ROTATION-WALLPLANE SHAKING |
| 1D963 | ⌘ | SIGNWRITING MOVEMENT-DIAGONAL BETWEEN TOWARDS LARGE | 1D988 | ↼ | SIGNWRITING MOVEMENT-WALLPLANE CURVE QUARTER SMALL |
| 1D964 | ⌘ | SIGNWRITING MOVEMENT-DIAGONAL BETWEEN TOWARDS LARGEST | 1D989 | ↽ | SIGNWRITING MOVEMENT-WALLPLANE CURVE QUARTER MEDIUM |
| 1D965 | ↶ | SIGNWRITING MOVEMENT-FLOORPLANE SINGLE STRAIGHT SMALL | 1D98A | ↷ | SIGNWRITING MOVEMENT-WALLPLANE CURVE QUARTER LARGE |
| 1D966 | ↶ | SIGNWRITING MOVEMENT-FLOORPLANE SINGLE STRAIGHT MEDIUM | 1D98B | ↸ | SIGNWRITING MOVEMENT-WALLPLANE CURVE QUARTER LARGEST |
| 1D967 | ↶ | SIGNWRITING MOVEMENT-FLOORPLANE SINGLE STRAIGHT LARGE | 1D98C | ↹ | SIGNWRITING MOVEMENT-WALLPLANE CURVE HALF-CIRCLE SMALL |
| 1D968 | ↶ | SIGNWRITING MOVEMENT-FLOORPLANE SINGLE STRAIGHT LARGEST | 1D98D | ↺ | SIGNWRITING MOVEMENT-WALLPLANE CURVE HALF-CIRCLE MEDIUM |
| 1D969 | ↷ | SIGNWRITING MOVEMENT-FLOORPLANE SINGLE WRIST FLEX | 1D98E | ↻ | SIGNWRITING MOVEMENT-WALLPLANE CURVE HALF-CIRCLE LARGE |
| 1D96A | ↷ | SIGNWRITING MOVEMENT-FLOORPLANE DOUBLE STRAIGHT | 1D98F | ↼ | SIGNWRITING MOVEMENT-WALLPLANE CURVE HALF-CIRCLE LARGEST |
| 1D96B | ↷ | SIGNWRITING MOVEMENT-FLOORPLANE DOUBLE WRIST FLEX | 1D990 | ↽ | SIGNWRITING MOVEMENT-WALLPLANE CURVE THREE-QUARTER CIRCLE SMALL |
| 1D96C | ↸ | SIGNWRITING MOVEMENT-FLOORPLANE DOUBLE ALTERNATING | 1D991 | ↾ | SIGNWRITING MOVEMENT-WALLPLANE CURVE THREE-QUARTER CIRCLE MEDIUM |
| 1D96D | ↸ | SIGNWRITING MOVEMENT-FLOORPLANE DOUBLE ALTERNATING WRIST FLEX | 1D992 | ↿ | SIGNWRITING MOVEMENT-WALLPLANE HUMPS SMALL |
| 1D96E | ↹ | SIGNWRITING MOVEMENT-FLOORPLANE CROSS | 1D993 | ↻ | SIGNWRITING MOVEMENT-WALLPLANE HUMPS MEDIUM |
| 1D96F | ↹ | SIGNWRITING MOVEMENT-FLOORPLANE TRIPLE STRAIGHT MOVEMENT | 1D994 | ↼ | SIGNWRITING MOVEMENT-WALLPLANE HUMPS LARGE |
| 1D970 | ↹ | SIGNWRITING MOVEMENT-FLOORPLANE TRIPLE WRIST FLEX | 1D995 | ↽ | SIGNWRITING MOVEMENT-WALLPLANE LOOP SMALL |
| 1D971 | ↹ | SIGNWRITING MOVEMENT-FLOORPLANE TRIPLE ALTERNATING MOVEMENT | 1D996 | ↾ | SIGNWRITING MOVEMENT-WALLPLANE LOOP MEDIUM |
| 1D972 | ↹ | SIGNWRITING MOVEMENT-FLOORPLANE TRIPLE ALTERNATING WRIST FLEX | 1D997 | ↿ | SIGNWRITING MOVEMENT-WALLPLANE LOOP LARGE |
| 1D973 | ↺ | SIGNWRITING MOVEMENT-FLOORPLANE BEND | 1D998 | ↻ | SIGNWRITING MOVEMENT-WALLPLANE LOOP SMALL DOUBLE |
| 1D974 | ↺ | SIGNWRITING MOVEMENT-FLOORPLANE CORNER SMALL | 1D999 | ↼ | SIGNWRITING MOVEMENT-WALLPLANE WAVE CURVE DOUBLE SMALL |
| 1D975 | ↺ | SIGNWRITING MOVEMENT-FLOORPLANE CORNER MEDIUM | 1D99A | ↽ | SIGNWRITING MOVEMENT-WALLPLANE WAVE CURVE DOUBLE MEDIUM |
| 1D976 | ↺ | SIGNWRITING MOVEMENT-FLOORPLANE CORNER LARGE | 1D99B | ↾ | SIGNWRITING MOVEMENT-WALLPLANE WAVE CURVE DOUBLE LARGE |
| 1D977 | ↻ | SIGNWRITING MOVEMENT-FLOORPLANE CHECK | 1D99C | ↼ | SIGNWRITING MOVEMENT-WALLPLANE WAVE CURVE TRIPLE SMALL |

| | | | | | |
|-------|--|---|-------|--|--|
| 1D99D | | SIGNWRITING MOVEMENT-WALLPLANE WAVE CURVE TRIPLE MEDIUM | 1D9C2 | | SIGNWRITING MOVEMENT-FLOORPLANE WAVE HITTING CEILING LARGE |
| 1D99E | | SIGNWRITING MOVEMENT-WALLPLANE WAVE CURVE TRIPLE LARGE | 1D9C3 | | SIGNWRITING ROTATION-FLOORPLANE SINGLE HITTING CEILING |
| 1D99F | | SIGNWRITING MOVEMENT-WALLPLANE CURVE THEN STRAIGHT | 1D9C4 | | SIGNWRITING ROTATION-FLOORPLANE DOUBLE HITTING CEILING |
| 1D9A0 | | SIGNWRITING MOVEMENT-WALLPLANE CURVED CROSS SMALL | 1D9C5 | | SIGNWRITING ROTATION-FLOORPLANE ALTERNATING HITTING CEILING |
| 1D9A1 | | SIGNWRITING MOVEMENT-WALLPLANE CURVED CROSS MEDIUM | 1D9C6 | | SIGNWRITING MOVEMENT-FLOORPLANE CURVE HITTING FLOOR SMALL |
| 1D9A2 | | SIGNWRITING ROTATION-WALLPLANE SINGLE | 1D9C7 | | SIGNWRITING MOVEMENT-FLOORPLANE CURVE HITTING FLOOR LARGE |
| 1D9A3 | | SIGNWRITING ROTATION-WALLPLANE DOUBLE | 1D9C8 | | SIGNWRITING MOVEMENT-FLOORPLANE HUMP HITTING FLOOR SMALL DOUBLE |
| 1D9A4 | | SIGNWRITING ROTATION-WALLPLANE ALTERNATE | 1D9C9 | | SIGNWRITING MOVEMENT-FLOORPLANE HUMP HITTING FLOOR LARGE DOUBLE |
| 1D9A5 | | SIGNWRITING MOVEMENT-WALLPLANE SHAKING | 1D9CA | | SIGNWRITING MOVEMENT-FLOORPLANE HUMP HITTING FLOOR TRIPLE SMALL TRIPLE |
| 1D9A6 | | SIGNWRITING MOVEMENT-WALLPLANE CURVE HITTING FRONT WALL | 1D9CB | | SIGNWRITING MOVEMENT-FLOORPLANE HUMP HITTING FLOOR TRIPLE LARGE TRIPLE |
| 1D9A7 | | SIGNWRITING MOVEMENT-WALLPLANE HUMP HITTING FRONT WALL | 1D9CC | | SIGNWRITING MOVEMENT-FLOORPLANE LOOP HITTING FLOOR SMALL SINGLE |
| 1D9A8 | | SIGNWRITING MOVEMENT-WALLPLANE LOOP HITTING FRONT WALL | 1D9CD | | SIGNWRITING MOVEMENT-FLOORPLANE LOOP HITTING FLOOR LARGE SINGLE |
| 1D9A9 | | SIGNWRITING MOVEMENT-WALLPLANE WAVE HITTING FRONT WALL | 1D9CE | | SIGNWRITING MOVEMENT-FLOORPLANE LOOP HITTING FLOOR SMALL DOUBLE |
| 1D9AA | | SIGNWRITING ROTATION-WALLPLANE SINGLE HITTING FRONT WALL | 1D9CF | | SIGNWRITING MOVEMENT-FLOORPLANE LOOP HITTING FLOOR LARGE DOUBLE |
| 1D9AB | | SIGNWRITING ROTATION-WALLPLANE DOUBLE HITTING FRONT WALL | 1D9D0 | | SIGNWRITING MOVEMENT-FLOORPLANE WAVE HITTING FLOOR SMALL |
| 1D9AC | | SIGNWRITING ROTATION-WALLPLANE ALTERNATING HITTING FRONT WALL | 1D9D1 | | SIGNWRITING MOVEMENT-FLOORPLANE WAVE HITTING FLOOR LARGE |
| 1D9AD | | SIGNWRITING MOVEMENT-WALLPLANE CURVE HITTING CHEST | 1D9D2 | | SIGNWRITING ROTATION-FLOORPLANE SINGLE HITTING FLOOR |
| 1D9AE | | SIGNWRITING MOVEMENT-WALLPLANE HUMP HITTING CHEST | 1D9D3 | | SIGNWRITING ROTATION-FLOORPLANE DOUBLE HITTING FLOOR |
| 1D9AF | | SIGNWRITING MOVEMENT-WALLPLANE LOOP HITTING CHEST | 1D9D4 | | SIGNWRITING ROTATION-FLOORPLANE ALTERNATING HITTING FLOOR |
| 1D9B0 | | SIGNWRITING MOVEMENT-WALLPLANE WAVE HITTING CHEST | 1D9D5 | | SIGNWRITING MOVEMENT-FLOORPLANE CURVE SMALL |
| 1D9B1 | | SIGNWRITING ROTATION-WALLPLANE SINGLE HITTING CHEST | 1D9D6 | | SIGNWRITING MOVEMENT-FLOORPLANE CURVE MEDIUM |
| 1D9B2 | | SIGNWRITING ROTATION-WALLPLANE DOUBLE HITTING CHEST | 1D9D7 | | SIGNWRITING MOVEMENT-FLOORPLANE CURVE LARGE |
| 1D9B3 | | SIGNWRITING ROTATION-WALLPLANE ALTERNATING HITTING CHEST | 1D9D8 | | SIGNWRITING MOVEMENT-FLOORPLANE CURVE LARGEST |
| 1D9B4 | | SIGNWRITING MOVEMENT-WALLPLANE WAVE DIAGONAL PATH SMALL | 1D9D9 | | SIGNWRITING MOVEMENT-FLOORPLANE CURVE COMBINED |
| 1D9B5 | | SIGNWRITING MOVEMENT-WALLPLANE WAVE DIAGONAL PATH MEDIUM | 1D9DA | | SIGNWRITING MOVEMENT-FLOORPLANE HUMP SMALL |
| 1D9B6 | | SIGNWRITING MOVEMENT-WALLPLANE WAVE DIAGONAL PATH LARGE | 1D9DB | | SIGNWRITING MOVEMENT-FLOORPLANE LOOP SMALL |
| 1D9B7 | | SIGNWRITING MOVEMENT-FLOORPLANE CURVE HITTING CEILING SMALL | 1D9DC | | SIGNWRITING MOVEMENT-FLOORPLANE WAVE SNAKE |
| 1D9B8 | | SIGNWRITING MOVEMENT-FLOORPLANE CURVE HITTING CEILING LARGE | 1D9DD | | SIGNWRITING MOVEMENT-FLOORPLANE WAVE SMALL |
| 1D9B9 | | SIGNWRITING MOVEMENT-FLOORPLANE HUMP HITTING CEILING SMALL DOUBLE | 1D9DE | | SIGNWRITING MOVEMENT-FLOORPLANE WAVE LARGE |
| 1D9BA | | SIGNWRITING MOVEMENT-FLOORPLANE HUMP HITTING CEILING LARGE DOUBLE | 1D9DF | | SIGNWRITING ROTATION-FLOORPLANE SINGLE |
| 1D9BB | | SIGNWRITING MOVEMENT-FLOORPLANE HUMP HITTING CEILING SMALL TRIPLE | 1D9E0 | | SIGNWRITING ROTATION-FLOORPLANE DOUBLE |
| 1D9BC | | SIGNWRITING MOVEMENT-FLOORPLANE HUMP HITTING CEILING LARGE TRIPLE | 1D9E1 | | SIGNWRITING ROTATION-FLOORPLANE ALTERNATING |
| 1D9BD | | SIGNWRITING MOVEMENT-FLOORPLANE LOOP HITTING CEILING SMALL SINGLE | 1D9E2 | | SIGNWRITING MOVEMENT-FLOORPLANE SHAKING PARALLEL |
| 1D9BE | | SIGNWRITING MOVEMENT-FLOORPLANE LOOP HITTING CEILING LARGE SINGLE | 1D9E3 | | SIGNWRITING MOVEMENT-WALLPLANE ARM CIRCLE SMALL SINGLE |
| 1D9BF | | SIGNWRITING MOVEMENT-FLOORPLANE LOOP HITTING CEILING SMALL DOUBLE | 1D9E4 | | SIGNWRITING MOVEMENT-WALLPLANE ARM CIRCLE MEDIUM SINGLE |
| 1D9C0 | | SIGNWRITING MOVEMENT-FLOORPLANE LOOP HITTING CEILING LARGE DOUBLE | 1D9E5 | | SIGNWRITING MOVEMENT-WALLPLANE ARM CIRCLE SMALL DOUBLE |
| 1D9C1 | | SIGNWRITING MOVEMENT-FLOORPLANE WAVE HITTING CEILING SMALL | 1D9E6 | | SIGNWRITING MOVEMENT-WALLPLANE ARM CIRCLE MEDIUM DOUBLE |

| | | | | | |
|-------|--|---|-------|--|--|
| 1D9E7 | | SIGNWRITING MOVEMENT-FLOORPLANE ARM CIRCLE HITTING WALL SMALL SINGLE | 1DA10 | | SIGNWRITING DREAMY EYEBROWS NEUTRAL UP |
| 1D9E8 | | SIGNWRITING MOVEMENT-FLOORPLANE ARM CIRCLE HITTING WALL MEDIUM SINGLE | 1DA11 | | SIGNWRITING FOREHEAD NEUTRAL |
| 1D9E9 | | SIGNWRITING MOVEMENT-FLOORPLANE ARM CIRCLE HITTING WALL LARGE SINGLE | 1DA12 | | SIGNWRITING FOREHEAD CONTACT |
| 1D9EA | | SIGNWRITING MOVEMENT-FLOORPLANE ARM CIRCLE HITTING WALL SMALL DOUBLE | 1DA13 | | SIGNWRITING FOREHEAD WRINKLED |
| 1D9EB | | SIGNWRITING MOVEMENT-FLOORPLANE ARM CIRCLE HITTING WALL MEDIUM DOUBLE | 1DA14 | | SIGNWRITING EYES OPEN |
| 1D9EC | | SIGNWRITING MOVEMENT-FLOORPLANE ARM CIRCLE HITTING WALL LARGE DOUBLE | 1DA15 | | SIGNWRITING EYES SQUEEZED |
| 1D9ED | | SIGNWRITING MOVEMENT-WALLPLANE WRIST CIRCLE FRONT SINGLE | 1DA16 | | SIGNWRITING EYES CLOSED |
| 1D9EE | | SIGNWRITING MOVEMENT-WALLPLANE WRIST CIRCLE FRONT DOUBLE | 1DA17 | | SIGNWRITING EYE BLINK SINGLE |
| 1D9EF | | SIGNWRITING MOVEMENT-FLOORPLANE WRIST CIRCLE HITTING WALL SINGLE | 1DA18 | | SIGNWRITING EYE BLINK MULTIPLE |
| 1D9F0 | | SIGNWRITING MOVEMENT-FLOORPLANE WRIST CIRCLE HITTING WALL DOUBLE | 1DA19 | | SIGNWRITING EYES HALF OPEN |
| 1D9F1 | | SIGNWRITING MOVEMENT-WALLPLANE FINGER CIRCLES SINGLE | 1DA1A | | SIGNWRITING EYES WIDE OPEN |
| 1D9F2 | | SIGNWRITING MOVEMENT-WALLPLANE FINGER CIRCLES DOUBLE | 1DA1B | | SIGNWRITING EYES HALF CLOSED |
| 1D9F3 | | SIGNWRITING MOVEMENT-FLOORPLANE FINGER CIRCLES HITTING WALL SINGLE | 1DA1C | | SIGNWRITING EYES WIDENING MOVEMENT |
| 1D9F4 | | SIGNWRITING MOVEMENT-FLOORPLANE FINGER CIRCLES HITTING WALL DOUBLE | 1DA1D | | SIGNWRITING EYE WINK • squeezed eye blink |

Dynamics indicators

| | | | | | |
|-------|--|--|-------|--|---|
| 1D9F5 | | SIGNWRITING DYNAMIC ARROWHEAD SMALL | 1DA1E | | SIGNWRITING EYELASHES UP |
| 1D9F6 | | SIGNWRITING DYNAMIC ARROWHEAD LARGE | 1DA1F | | SIGNWRITING EYELASHES DOWN |
| 1D9F7 | | SIGNWRITING DYNAMIC FAST | 1DA20 | | SIGNWRITING EYELASHES FLUTTERING |
| 1D9F8 | | SIGNWRITING DYNAMIC SLOW | 1DA21 | | SIGNWRITING EYEGAZE-WALLPLANE STRAIGHT |
| 1D9F9 | | SIGNWRITING DYNAMIC TENSE | 1DA22 | | SIGNWRITING EYEGAZE-WALLPLANE STRAIGHT DOUBLE |
| 1D9FA | | SIGNWRITING DYNAMIC RELAXED | 1DA23 | | SIGNWRITING EYEGAZE-WALLPLANE STRAIGHT ALTERNATING |
| 1D9FB | | SIGNWRITING DYNAMIC SIMULTANEOUS | 1DA24 | | SIGNWRITING EYEGAZE-FLOORPLANE STRAIGHT |
| 1D9FC | | SIGNWRITING DYNAMIC SIMULTANEOUS ALTERNATING | 1DA25 | | SIGNWRITING EYEGAZE-FLOORPLANE STRAIGHT DOUBLE |
| 1D9FD | | SIGNWRITING DYNAMIC EVERY OTHER TIME | 1DA26 | | SIGNWRITING EYEGAZE-FLOORPLANE STRAIGHT ALTERNATING |
| 1D9FE | | SIGNWRITING DYNAMIC GRADUAL | 1DA27 | | SIGNWRITING EYEGAZE-WALLPLANE CURVED |
| | | | 1DA28 | | SIGNWRITING EYEGAZE-FLOORPLANE CURVED |
| | | | 1DA29 | | SIGNWRITING EYEGAZE-WALLPLANE CIRCLING |

Headshapes

| | | | | | |
|-------|--|---|-------|--|--------------------------------------|
| 1D9FF | | SIGNWRITING HEAD | 1DA2A | | SIGNWRITING CHEEKS PUFFED |
| 1DA00 | | SIGNWRITING HEAD RIM | 1DA2B | | SIGNWRITING CHEEKS NEUTRAL |
| 1DA01 | | SIGNWRITING HEAD MOVEMENT-WALLPLANE STRAIGHT | 1DA2C | | SIGNWRITING CHEEKS SUCKED |
| 1DA02 | | SIGNWRITING HEAD MOVEMENT-WALLPLANE TILT | 1DA2D | | SIGNWRITING TENSE CHEEKS HIGH |
| 1DA03 | | SIGNWRITING HEAD MOVEMENT-FLOORPLANE STRAIGHT | 1DA2E | | SIGNWRITING TENSE CHEEKS MIDDLE |
| 1DA04 | | SIGNWRITING HEAD MOVEMENT-WALLPLANE CURVE | 1DA2F | | SIGNWRITING TENSE CHEEKS LOW |
| 1DA05 | | SIGNWRITING HEAD MOVEMENT-FLOORPLANE CURVE | 1DA30 | | SIGNWRITING EARS |
| 1DA06 | | SIGNWRITING HEAD MOVEMENT CIRCLE | 1DA31 | | SIGNWRITING NOSE NEUTRAL |
| 1DA07 | | SIGNWRITING FACE DIRECTION POSITION NOSE FORWARD TILTING | 1DA32 | | SIGNWRITING NOSE CONTACT |
| 1DA08 | | SIGNWRITING FACE DIRECTION POSITION NOSE UP OR DOWN | 1DA33 | | SIGNWRITING NOSE WRINKLES |
| 1DA09 | | SIGNWRITING FACE DIRECTION POSITION NOSE UP OR DOWN TILTING | 1DA34 | | SIGNWRITING NOSE WIGGLES |
| 1DA0A | | SIGNWRITING EYEBROWS STRAIGHT UP | 1DA35 | | SIGNWRITING AIR BLOWING OUT |
| 1DA0B | | SIGNWRITING EYEBROWS STRAIGHT NEUTRAL | 1DA36 | | SIGNWRITING AIR SUCKING IN |
| 1DA0C | | SIGNWRITING EYEBROWS STRAIGHT DOWN | 1DA37 | | SIGNWRITING AIR BLOW SMALL ROTATIONS |
| 1DA0D | | SIGNWRITING DREAMY EYEBROWS NEUTRAL DOWN | 1DA38 | | SIGNWRITING AIR SUCK SMALL ROTATIONS |
| 1DA0E | | SIGNWRITING DREAMY EYEBROWS DOWN NEUTRAL | 1DA39 | | SIGNWRITING BREATH INHALE |
| 1DA0F | | SIGNWRITING DREAMY EYEBROWS UP NEUTRAL | 1DA3A | | SIGNWRITING BREATH EXHALE |
| | | | 1DA3B | | SIGNWRITING MOUTH CLOSED NEUTRAL |
| | | | 1DA3C | | SIGNWRITING MOUTH CLOSED FORWARD |
| | | | 1DA3D | | SIGNWRITING MOUTH CLOSED CONTACT |
| | | | 1DA3E | | SIGNWRITING MOUTH SMILE |
| | | | 1DA3F | | SIGNWRITING MOUTH SMILE WRINKLED |
| | | | 1DA40 | | SIGNWRITING MOUTH SMILE OPEN |
| | | | 1DA41 | | SIGNWRITING MOUTH FROWN |
| | | | 1DA42 | | SIGNWRITING MOUTH FROWN WRINKLED |
| | | | 1DA43 | | SIGNWRITING MOUTH FROWN OPEN |
| | | | 1DA44 | | SIGNWRITING MOUTH OPEN CIRCLE |
| | | | 1DA45 | | SIGNWRITING MOUTH OPEN FORWARD |
| | | | 1DA46 | | SIGNWRITING MOUTH OPEN WRINKLED |
| | | | 1DA47 | | SIGNWRITING MOUTH OPEN OVAL |
| | | | 1DA48 | | SIGNWRITING MOUTH OPEN OVAL WRINKLED |
| | | | 1DA49 | | SIGNWRITING MOUTH OPEN OVAL YAWN |
| | | | 1DA4A | | SIGNWRITING MOUTH OPEN RECTANGLE |

| | | |
|-------|--|--|
| 1DA4B | | SIGNWRITING MOUTH OPEN RECTANGLE WRINKLED |
| 1DA4C | | SIGNWRITING MOUTH OPEN RECTANGLE YAWN |
| 1DA4D | | SIGNWRITING MOUTH KISS |
| 1DA4E | | SIGNWRITING MOUTH KISS FORWARD |
| 1DA4F | | SIGNWRITING MOUTH KISS WRINKLED |
| 1DA50 | | SIGNWRITING MOUTH TENSE |
| 1DA51 | | SIGNWRITING MOUTH TENSE FORWARD |
| 1DA52 | | SIGNWRITING MOUTH TENSE SUCKED |
| 1DA53 | | SIGNWRITING LIPS PRESSED TOGETHER |
| 1DA54 | | SIGNWRITING LIP LOWER OVER UPPER |
| 1DA55 | | SIGNWRITING LIP UPPER OVER LOWER |
| 1DA56 | | SIGNWRITING MOUTH CORNERS |
| 1DA57 | | SIGNWRITING MOUTH WRINKLES SINGLE |
| 1DA58 | | SIGNWRITING MOUTH WRINKLES DOUBLE |
| 1DA59 | | SIGNWRITING TONGUE STICKING OUT FAR |
| 1DA5A | | SIGNWRITING TONGUE LICKING LIPS |
| 1DA5B | | SIGNWRITING TONGUE TIP BETWEEN LIPS |
| 1DA5C | | SIGNWRITING TONGUE TIP TOUCHING INSIDE MOUTH |
| 1DA5D | | SIGNWRITING TONGUE INSIDE MOUTH RELAXED |
| 1DA5E | | SIGNWRITING TONGUE MOVES AGAINST CHEEK |
| 1DA5F | | SIGNWRITING TONGUE CENTRE STICKING OUT |
| 1DA60 | | SIGNWRITING TONGUE CENTRE INSIDE MOUTH |
| 1DA61 | | SIGNWRITING TEETH |
| 1DA62 | | SIGNWRITING TEETH MOVEMENT |
| 1DA63 | | SIGNWRITING TEETH ON TONGUE |
| 1DA64 | | SIGNWRITING TEETH ON TONGUE MOVEMENT |
| 1DA65 | | SIGNWRITING TEETH ON LIPS |
| 1DA66 | | SIGNWRITING TEETH ON LIPS MOVEMENT |
| 1DA67 | | SIGNWRITING TEETH BITE LIPS |
| 1DA68 | | SIGNWRITING MOVEMENT-WALLPLANE JAW |
| 1DA69 | | SIGNWRITING MOVEMENT-FLOORPLANE JAW |
| 1DA6A | | SIGNWRITING NECK |
| 1DA6B | | SIGNWRITING HAIR |
| 1DA6C | | SIGNWRITING EXCITEMENT |

Body shapes

| | | |
|-------|--|--|
| 1DA6D | | SIGNWRITING SHOULDER HIP SPINE |
| 1DA6E | | SIGNWRITING SHOULDER HIP POSITIONS |
| 1DA6F | | SIGNWRITING WALLPLANE SHOULDER HIP MOVE |
| 1DA70 | | SIGNWRITING FLOORPLANE SHOULDER HIP MOVE |
| 1DA71 | | SIGNWRITING SHOULDER TILTING FROM WAIST |
| 1DA72 | | SIGNWRITING TORSO-WALLPLANE STRAIGHT STRETCH |
| 1DA73 | | SIGNWRITING TORSO-WALLPLANE CURVED BEND |
| 1DA74 | | SIGNWRITING TORSO-FLOORPLANE TWISTING |
| 1DA75 | | SIGNWRITING UPPER BODY TILTING FROM HIP JOINTS |
| 1DA76 | | SIGNWRITING LIMB COMBINATION |
| 1DA77 | | SIGNWRITING LIMB LENGTH-1 |
| 1DA78 | | SIGNWRITING LIMB LENGTH-2 |
| 1DA79 | | SIGNWRITING LIMB LENGTH-3 |
| 1DA7A | | SIGNWRITING LIMB LENGTH-4 |
| 1DA7B | | SIGNWRITING LIMB LENGTH-5 |
| 1DA7C | | SIGNWRITING LIMB LENGTH-6 |
| 1DA7D | | SIGNWRITING LIMB LENGTH-7 |
| 1DA7E | | SIGNWRITING FINGER |

Location bases

| | | |
|-------|--|---------------------------------------|
| 1DA80 | | SIGNWRITING LOCATION-FLOORPLANE SPACE |
| 1DA81 | | SIGNWRITING LOCATION HEIGHT |

| | | |
|-------|--|-----------------------------------|
| 1DA82 | | SIGNWRITING LOCATION WIDTH |
| 1DA83 | | SIGNWRITING LOCATION DEPTH |
| 1DA84 | | SIGNWRITING LOCATION HEAD NECK |
| 1DA85 | | SIGNWRITING LOCATION TORSO |
| 1DA86 | | SIGNWRITING LOCATION LIMBS DIGITS |

Punctuation

| | | |
|-------|--|-------------------------|
| 1DA87 | | SIGNWRITING FULL STOP |
| 1DA88 | | SIGNWRITING SEMICOLON |
| 1DA89 | | SIGNWRITING COLON |
| 1DA8A | | SIGNWRITING PARENTHESIS |

Fill modifiers

| | | |
|-------|--|-----------------------------|
| 1DA9A | | SIGNWRITING FILL MODIFIER-1 |
| 1DA9B | | SIGNWRITING FILL MODIFIER-2 |
| 1DA9C | | SIGNWRITING FILL MODIFIER-3 |
| 1DA9D | | SIGNWRITING FILL MODIFIER-4 |
| 1DA9E | | SIGNWRITING FILL MODIFIER-5 |
| 1DA9F | | SIGNWRITING FILL MODIFIER-6 |

Rotation modifiers

| | | |
|-------|--|----------------------------------|
| 1DAA0 | | SIGNWRITING ROTATION MODIFIER-1 |
| 1DAA1 | | SIGNWRITING ROTATION MODIFIER-2 |
| 1DAA2 | | SIGNWRITING ROTATION MODIFIER-3 |
| 1DAA3 | | SIGNWRITING ROTATION MODIFIER-4 |
| 1DAA4 | | SIGNWRITING ROTATION MODIFIER-5 |
| 1DAA5 | | SIGNWRITING ROTATION MODIFIER-6 |
| 1DAA6 | | SIGNWRITING ROTATION MODIFIER-7 |
| 1DAA7 | | SIGNWRITING ROTATION MODIFIER-8 |
| 1DAA8 | | SIGNWRITING ROTATION MODIFIER-9 |
| 1DAA9 | | SIGNWRITING ROTATION MODIFIER-10 |
| 1DAAA | | SIGNWRITING ROTATION MODIFIER-11 |
| 1DAAB | | SIGNWRITING ROTATION MODIFIER-12 |
| 1DAAC | | SIGNWRITING ROTATION MODIFIER-13 |
| 1DAAD | | SIGNWRITING ROTATION MODIFIER-14 |
| 1DAAE | | SIGNWRITING ROTATION MODIFIER-15 |
| 1DAAF | | SIGNWRITING ROTATION MODIFIER-16 |

A. Administrative

1. Title

Preliminary proposal for encoding the SignWriting script in the SMP of the UCS

2. Requester's name

Michael Everson

3. Requester type (Member body/Liaison/Individual contribution)

Individual contribution.

4. Submission date

2011-04-06

5. Requester's reference (if applicable)

6. Choose one of the following:

6a. This is a complete proposal

No.

6b. More information will be provided later

Yes.

B. Technical – General

1. Choose one of the following:

1a. This proposal is for a new script (set of characters)

Yes.

1b. Proposed name of script

SignWriting.

1c. The proposal is for addition of character(s) to an existing block

No.

1d. Name of the existing block

2. Number of characters in proposal

619.

3. Proposed category (A-Contemporary; B.1-Specialized (small collection); B.2-Specialized (large collection); C-Major extinct; D-Attested extinct; E-Minor extinct; F-Archaic Hieroglyphic or Ideographic; G-Obscure or questionable usage symbols)

Category A.

4a. Is a repertoire including character names provided?

Yes.

4b. If YES, are the names in accordance with the “character naming guidelines” in Annex L of P&P document?

Yes.

4c. Are the character shapes attached in a legible form suitable for review?

Yes.

5a. Who will provide the appropriate computerized font to the Project Editor of 10646 for publishing the standard?

Michael Everson.

5b. Identify the party granting a license for use of the font by the editors (include address, e-mail, ftp-site, etc.).

Michael Everson, FontLab.

6a. Are references (to other character sets, dictionaries, descriptive texts etc.) provided?

Yes.

6b. Are published examples of use (such as samples from newspapers, magazines, or other sources) of proposed characters attached?

Yes.

7. Does the proposal address other aspects of character data processing (if applicable) such as input, presentation, sorting, searching, indexing, transliteration etc. (if yes please enclose information)?

Yes.

8. Submitters are invited to provide any additional information about Properties of the proposed Character(s) or Script that will assist in correct understanding of and correct linguistic processing of the proposed character(s) or script. Examples of such properties are: Casing information, Numeric information, Currency information, Display behaviour information such as line breaks, widths etc., Combining behaviour, Spacing behaviour, Directional behaviour, Default Collation behaviour, relevance in Mark Up contexts, Compatibility equivalence and other Unicode normalization related information. See the Unicode standard at <http://www.unicode.org> for such information on other scripts. Also see UAX #44 <http://www.unicode.org/reports/tr44/> and associated Unicode Technical Reports for information needed for consideration by the Unicode Technical Committee for inclusion in the Unicode Standard.

See above.

C. Technical – Justification

1. Has this proposal for addition of character(s) been submitted before? If YES, explain.

No.

2a. Has contact been made to members of the user community (for example: National Body, user groups of the script or characters, other experts, etc.)?

Yes.

2b. If YES, with whom?

Valerie Sutton, Steve Slevinski.

2c. If YES, available relevant documents

3. Information on the user community for the proposed characters (for example: size, demographics, information technology use, or publishing use) is included? Reference:

See above.

4a. The context of use for the proposed characters (type of use; common or rare)

Common.

4b. Reference

5a. Are the proposed characters in current use by the user community?

Yes.

5b. If YES, where? Reference:

Schools and daily life.

6a. After giving due considerations to the principles in the P&P document must the proposed characters be entirely in the BMP?

No.

6b. If YES, is a rationale provided?

6c. If YES, reference

7. Should the proposed characters be kept together in a contiguous range (rather than being scattered)?

Yes.

8a. Can any of the proposed characters be considered a presentation form of an existing character or character sequence?

No.

8b. If YES, is a rationale for its inclusion provided?

8c. If YES, reference

9a. Can any of the proposed characters be encoded using a composed character sequence of either existing characters or other proposed characters?

No.

9b. If YES, is a rationale for its inclusion provided?

9c. If YES, reference

10a. Can any of the proposed character(s) be considered to be similar (in appearance or function) to an existing character?

No.

10b. If YES, is a rationale for its inclusion provided?

10c. If YES, reference

11a. Does the proposal include use of combining characters and/or use of composite sequences?

Yes.

11b. If YES, is a rationale for such use provided?

Yes.

11c. If YES, reference

See above.

11d. Is a list of composite sequences and their corresponding glyph images (graphic symbols) provided?

No.

11e. If YES, reference

12a. Does the proposal contain characters with any special properties such as control function or similar semantics?

No.

12b. If YES, describe in detail (include attachment if necessary)

13a. Does the proposal contain any Ideographic compatibility character(s)?

No.

13b. If YES, is the equivalent corresponding unified ideographic character(s) identified? If YES, reference