



**Proposed Update Unicode® Technical Report #51**

**UNICODE EMOJI**

Version	4.0 (draft 2)
Editors	Mark Davis (Google Inc.), Peter Edberg (Apple Inc.)
Date	2016-10-12
This Version	<a href="http://www.unicode.org/reports/tr51/tr51-8.html">http://www.unicode.org/reports/tr51/tr51-8.html</a>
Previous Version	<a href="http://www.unicode.org/reports/tr51/tr51-7.html">http://www.unicode.org/reports/tr51/tr51-7.html</a>
Latest Version	<a href="http://www.unicode.org/reports/tr51/">http://www.unicode.org/reports/tr51/</a>
Latest Proposed Update	<a href="http://www.unicode.org/reports/tr51/proposed.html">http://www.unicode.org/reports/tr51/proposed.html</a>
Revision	<b>8</b>

**Summary**

*This document provides design guidelines for improving the interoperability of emoji characters across platforms and implementations. It also provides data that designates which characters are considered to be emoji, which emoji should be displayed by default with a text style versus an emoji style, and which can be displayed with a variety of skin tones.*

**Status**

*This document is a **proposed update of a previously approved Unicode Technical Report**. This document may be updated, replaced, or superseded by other documents at any time. Publication does not imply endorsement by the Unicode Consortium. This is not a stable document; it is inappropriate to cite this document as other than a work in progress.*

**A Unicode Technical Report (UTR)** contains informative material. Conformance to the Unicode Standard does not imply conformance to any UTR. Other specifications, however, are free to make normative references to a UTR.

*Please submit corrigenda and other comments with the online reporting form [[Feedback](#)]. Related information that is useful in understanding this document is*

found in the [References](#). For the latest version of the Unicode Standard, see [\[Unicode\]](#). For a list of current Unicode Technical Reports, see [\[Reports\]](#). For more information about versions of the Unicode Standard, see [\[Versions\]](#).

## Contents

### 1 [Introduction](#)

Table: [Emoji Proposals](#)

Table: [Major Sources](#)

Table: [Selected Products](#)

1.1 [Emoticons and Emoji](#)

1.2 [Encoding Considerations](#)

1.3 [Goals](#)

1.4 [Definitions](#)

1.4.1 [Emoji Characters](#)

1.4.2 [Emoji Presentation](#)

1.4.3 [Emoji Variation Sequences](#)

1.4.4 [Emoji Modifiers](#)

1.4.5 [Emoji Sequences](#)

### 2 [Design Guidelines](#)

2.1 [Gender](#)

2.2 [Diversity](#)

Table: [Emoji Modifiers](#)

2.2.1 [Multi-Person Groupings](#)

2.2.2 [Implementations](#)

Table: [Sample Emoji Modifier Bases](#)

Table: [Expected Emoji Modifiers Display](#)

Table: [Emoji Modifiers and Variation Selectors](#)

2.2.3 [Emoji Modifiers in Text](#)

Table: [Minipalettes](#)

2.3 [Emoji ZWJ Sequences](#)

Table: [ZWJ Sequence Display](#)

2.4 [Emoji Implementation Notes](#)

### 3 [Which Characters are Emoji](#)

Table: [Japanese Carrier Emoji](#)

Table: [Other Flags](#)

### 4 [Presentation Style](#)

Table: [Emoji vs Text Display](#)

4.1 [Emoji Variation Selectors](#)

4.2 [Emoji Locale Extension](#)

4.3 [Emoji Script](#)

4.4 [Other Approaches for Control of Emoji Presentation](#)

### 5 [Ordering and Grouping](#)

### 6 [Input](#)

Table: [Palette Input](#)

### 7 [Searching](#)

### 8 [Longer Term Solutions](#)

#### [Annex A: Emoji Properties and Data Files](#)

Table: [Emoji Properties](#)

#### [Annex B: Flags](#)

#### [Acknowledgments](#)

#### [Rights to Emoji Images](#)

#### [References](#)

### 1 Introduction

Emoji are pictographs (pictorial symbols) that are typically presented in a colorful cartoon form and used inline in text. They represent things such as faces, weather, vehicles and buildings, food and drink, animals and plants, or icons that represent emotions, feelings, or activities.

Emoji on smartphones and in chat and email applications have become extremely popular worldwide. As of 2015, for example, Instagram reported that “in March of this year, nearly half of text [on Instagram] contained emoji.” Individual emoji also vary greatly in popularity (and even by country), as described in the SwiftKey Emoji Report. See [emoji press page](#) for details about these reports and others.

Emoji are most often used in social media—in quick, short messages where they connect with the reader and add flavor, color, and emotion. Emoji do not have the grammar or vocabulary to substitute for written language. In social media, emoji make up for the lack of gestures, facial expressions, and intonation that are found in speech. They also add useful ambiguity to messages, allowing the writer to convey many different possible concepts at the same time. Many people are also attracted by the challenge of composing messages in emoji, and puzzling out emoji messages.

The word *emoji* comes from the Japanese:

絵 (e ≅ picture) 文 (mo ≅ writing) 字 (ji ≅ character).

Emoji may be represented internally as graphics or they may be represented by normal glyphs encoded in fonts like other characters. These latter are called *emoji characters* for clarity. Some Unicode characters are normally displayed as emoji; some are normally displayed as ordinary text, and some can be displayed both ways.

There’s been considerable media attention to emoji since they appeared in the Unicode Standard, with increased attention starting in late 2013. For example, there were some 6,000 articles on the emoji appearing in Unicode 7.0, according to Google News. See the [emoji press page](#) for many samples of such articles, and also the [Keynote](#) from the 38th Internationalization & Unicode Conference.

Emoji became available in 1999 on Japanese mobile phones. There was an early proposal in 2000 to encode DoCoMo emoji in Unicode. At that time, it was unclear whether these characters would come into widespread use—and there was not support from the Japanese mobile phone carriers to add them to Unicode—so no action was taken.

The emoji turned out to be quite popular in Japan, but each mobile phone carrier developed different (but partially overlapping) sets, and each mobile phone vendor used their own text encoding extensions, which were incompatible with one

another. The vendors developed cross-mapping tables to allow limited interchange of emoji characters with phones from other vendors, including email. Characters from other platforms that could not be displayed were represented with ☐ (U+3013 GETA MARK), but it was all too easy for the characters to get corrupted or dropped.

When non-Japanese email and mobile phone vendors started to support email exchange with the Japanese carriers, they ran into those problems. Moreover, there was no way to represent these characters in Unicode, which was the basis for text in all modern programs. In 2006, Google started work on converting Japanese emoji to Unicode private-use codes, leading to the development of internal mapping tables for supporting the carrier emoji via Unicode characters in [2007](#).

There are, however, many problems with a private-use approach, and thus a proposal was made to the Unicode Consortium to expand the scope of symbols to encompass emoji. This proposal was approved in May 2007, leading to the formation of a symbols subcommittee, and in August 2007 the technical committee agreed to support the encoding of emoji in Unicode based on a set of principles developed by the subcommittee. The following are a few of the documents tracking the progression of Unicode emoji characters.

### Emoji Proposals

Date	Doc No.	Title	Authors
2000-04-26	L2/00-152	NTT DoCoMo Pictographs	Graham Asher (Symbian)
2006-11-01	L2/06-369	Symbols (scope extension)	Mark Davis (Google)
2007-08-03	L2/07-257	Working Draft Proposal for Encoding Emoji Symbols	Kat Momoi, Mark Davis, Markus Scherer (Google)
2007-08-09	L2/07-274R	Symbols draft resolution	Mark Davis (Google)
2007-09-18	L2/07-391	Japanese TV Symbols (ARIB)	Michel Suignard (Microsoft)
2009-01-30	L2/09-026	Emoji Symbols Proposed for New Encoding	Markus Scherer, Mark Davis, Kat Momoi, Darick Tong (Google);
2009-03-05	L2/09-025R2	Proposal for Encoding Emoji Symbols	Yasuo Kida, Peter Edberg (Apple)
2010-04-27	L2/10-132	Emoji Symbols: Background Data	









2011-02-15	L2/11-052R	Wingdings and Webdings Symbols	Michel Suignard
------------	------------	-----------------------------------	-----------------

To find the documents in this table, see [UTC Documents](#).

In 2009, the first Unicode characters explicitly intended as emoji were added to Unicode 5.2 for interoperability with the ARIB (Association of Radio Industries and Businesses) set. A set of 722 characters was defined as the union of emoji characters used by Japanese mobile phone carriers: 114 of these characters were already in Unicode 5.2. In 2010, the remaining 608 emoji characters were added to Unicode 6.0, along with some other emoji characters. In 2012, a few more emoji were added to Unicode 6.1, and in 2014 a larger number were added to Unicode 7.0. Additional characters have been added since then, based on the *Selection Factors* found in [Submitting Emoji Character Proposals](#).

Here is a summary of when some of the major sources of pictographs used as emoji were encoded in Unicode. These sources include other characters in addition to emoji.

### Major Sources

Source	Abbr	L	Dev. Starts	Released	Unicode Version	Sample Character			
						B&W	Color	Code	Name
Zapf Dingbats	ZDings	z	1989	1991-10	<a href="#">1.0</a>			U+270F	<i>pencil</i>
ARIB	ARIB	a	2007	2008-10-01	<a href="#">5.2</a>			U+2614	<i>umbrella with rain drops</i>
Japanese carriers	JCarrier	j	2007	2010-10-11	<a href="#">6.0</a>			U+1F60E	<i>smiling face with sunglasses</i>
Wingdings & Webdings	WDingsw	w	2010	2014-06-16	<a href="#">7.0</a>			U+1F336	<i>hot pepper</i>

Unicode characters can correspond to multiple sources. The L column contains single-letter abbreviations for use in charts [\[emoji-charts\]](#) and data files [\[emoji-data\]](#). Characters that do not correspond to any of these sources can be marked with Other (x).

For a detailed view of when various source sets of emoji were added to Unicode, see **Emoji Version Sources** [\[emoji-charts\]](#). The data file [\[JSources\]](#) shows the correspondence to the original Japanese carrier symbols.

The [Selected Products](#) table lists when Unicode emoji characters were incorporated into selected products. (The Private Use characters — PUA — were a

temporary solution.)

## Selected Products

Date	Product	Version	Emoji Support	Display	Input	Notes, Links
2008-01	GMail mobile		PUA	color	palette	<a href="#">モバイル Gmail が携帯絵文字に対応しました</a>
2008-10	GMail web		PUA	color	palette	<a href="#">Gmail で絵文字が使えるようになりました</a>
2008-11	iPhone	iPhone OS 2.2	PUA	color	palette	Softbank users, others via 3rd party apps. <a href="#">CNET Japan article</a> on Nov. 21, 2008.
2011-07	Mac	OSX 10.7	Unicode 6.0	color	Character Viewer	
2011-11	iPhone, iPad	iOS 5	Unicode 6.0	color	+emoji keyboard	
2012-06	Android	Jelly Bean		B&W	3rd party input	<a href="#">...Quick List of Jelly Bean Emoji...</a>
2012-09	iPhone, iPad	iOS 6	+ variation selectors			
2012-08	Windows 8	8	Unicode only; no	desktop/tablet: b&w;	integrated in touch	

			emoji variation sequences	phone: color	keyboards	
2013-08	Windows	8.1	Unicode only; emoji variation sequences	all: color	touch keyboards; phone: text prediction features (e.g. "love" -> ♥)	Color using scalable glyphs (OpenType extension)
2013-11	Android	Kitkat		color	native keyboard	<a href="#">...new, colorful Emoji in Android KitKat</a>
2015-04	iPhone, iPad, Mac	iOS 8.3, OSX 10.10.3	+ emoji modifiers, ZWJ sequences for people groupings	color	emoji keyboard with long press for modifier sequences, separate keys for ZWJ sequences	
2015-12	Android	Marshmallow 6.0.1	+ ZWJ sequences for people groupings	color	separate keys for ZWJ sequences	

People often ask how many emoji are in the Unicode Standard. This question does not have a simple answer, because there is no clear line separating which pictographic characters should be displayed with a typical emoji style. For a complete picture, see [Which Characters are Emoji](#).

The colored images used in this document and associated charts [[emoji-charts](#)] are for illustration only. They do not appear in the Unicode Standard, which has only black and white images. They are either made available by the respective vendors for use in this document, or are believed to be available for non-commercial reuse.

Inquiries for permission to use vendor images should be directed to those vendors, not to the Unicode Consortium. For more information, see [Rights to Emoji Images](#).

## 1.1 Emoticons and Emoji

The term *emoticon* refers to a series of text characters (typically punctuation or symbols) that is meant to represent a facial expression or gesture (sometimes when viewed sideways), such as the following.

;~)

Emoticons predate Unicode and emoji, but were later adapted to include Unicode characters. The following examples use not only ASCII characters, but also U+203F ( `͇` ), U+FE35 ( `ͅ` ), U+25C9 ( `☉` ), and U+0CA0 ( `ᵠ` ).

^ ^

☉ ^ ☉

ᵠ \_ ᵠ

Often implementations allow emoticons to be used to input emoji. For example, the emoticon ;~) can be mapped to 😊 in a chat window. The term *emoticon* is sometimes used in a broader sense, to also include the emoji for facial expressions and gestures. That broad sense is used in the Unicode block name *Emoticons*, covering the code points from U+1F600 to U+1F64F.

## 1.2 Encoding Considerations

Unicode is the foundation for text in all modern software: it's how all mobile phones, desktops, and other computers represent the text of every language. People are using Unicode every time they type a key on their phone or desktop computer, and every time they look at a web page or text in an application. It is very important that the standard be stable, and that every character that goes into it be scrutinized carefully. This requires a formal process with a long development cycle. For example, the `☞` *dark sunglasses* character was first proposed years before it was released in Unicode 7.0.

Characters considered for encoding must normally be in widespread use as elements of text. The emoji and various symbols were added to Unicode because of their use as characters for text-messaging in a number of Japanese manufacturers' corporate standards, and other places, or in long-standing use in widely distributed fonts such as Wingdings and Webdings. In many cases, the characters were added for complete round-tripping to and from a source set, *not* because they were inherently of more importance than other characters. For example, the `📞` *clamshell phone* character was included because it was in Wingdings and Webdings, not because it is more important than, say, a "skunk" character.

In some cases, a character was added to complete a set: for example, a 🏉 *rugby football* character was added to Unicode 6.0 to complement the 🇺🇸 *american*



*football* character (the ⚽ *soccer ball* had been added back in Unicode 5.2). Similarly, a mechanism was added that could be used to represent all country flags (those corresponding to a two-letter [unicode region subtag](#)), such as the *flag for Canada*, even though the Japanese carrier set only had 10 country flags.

The data does not include non-pictographs, except for those in Unicode that are used to represent characters from emoji sources, for compatibility, such as:



Game pieces, such as the dominos (🀄 🀅 🀆 ... 🀈 🀉), are currently not included as emoji, with the exceptions of U+1F0CF (🃏) PLAYING CARD BLACK JOKER and U+1F004 (🀄) MAHJONG TILE RED DRAGON. These are included because they correspond each to an emoji character from one of the carrier sets.

The selection factors used to weigh the encoding of prospective candidates are found in *Selection Factors* in [Submitting Emoji Character Proposals](#). That document also provides instructions for submitting proposals for new emoji.

For a list of frequently asked questions on emoji, see the [Unicode Emoji FAQ](#).

### 1.3 Goals

This document provides:

- design guidelines for improving interoperability across platforms and implementations
- background information about emoji characters, and long-term alternatives
- data for
  - which characters normally can be considered to be emoji
  - which of those should be displayed by default with a text-style versus an emoji-style
  - displaying emoji with a variety of skin tones
- pointers to [\[CLDR\]](#) data for
  - sorting emoji characters more naturally
  - annotations for searching and grouping emoji characters

It also provides background information about emoji, and discusses longer-term approaches to emoji.

As new Unicode characters are added or the “common practice” for emoji usage changes, the data and recommendations supplied by this document may change in accordance. Thus the recommendations and data will change across versions of this document.

### 1.4 Definitions

The following provide more formal definitions of some of the terms used in this document. Readers who are more interested in other features of the document may choose to continue from [Section 2 \*Design Guidelines\*](#) .

Review Note: There is a proposal for an binary `Emoji_Component` (EC) property, that would cover the 12 keycap bases, 5 modifier characters, and 26 RI characters that are not used as emoji except in combination. For example, they would not appear normally on an emoji keyboard or palette. Having a formal property would help to keep implementations from having to hard-code these special cases (and upgrade more smoothly if we add more in the future).

**ED-1. emoji** — A colorful pictograph that can be used inline in text. Internally the representation is either (a) an image or (b) an encoded character. The term *emoji character* can be used for (b) where not clear from context.

**ED-2. emoticon** — (1) A series of text characters (typically punctuation or symbols) that is meant to represent a facial expression or gesture such as ;-)  
(2) a broader sense, also including emoji for facial expressions and gestures.

#### 1.4.1 Emoji Characters

**ED-3. emoji character** — A character that is recommended for use as emoji.

- These are the characters with the **Emoji** property. See [Annex A: Emoji Properties and Data Files](#).

**ED-4.** (This definition has been removed.)

**ED-5.** (This definition has been removed.)

For more information, see [Section 3 Which Characters are Emoji](#).

#### 1.4.2 Emoji Presentation

**ED-6. default emoji presentation character** — A character that, by default, should appear with an emoji presentation, rather than a text presentation.

- These are the characters with the **Emoji\_Presentation** property. See [Annex A: Emoji Properties and Data Files](#).

**ED-7. default text presentation character** — A character that, by default, should appear with a text presentation, rather than an emoji presentation.

- These are the characters that do not have the **Emoji\_Presentation** property. That is, their **Emoji\_Presentation** property value is **No**. See [Annex A: Emoji Properties and Data Files](#).

For more details about emoji and text presentation, see [Section 2 Design Guidelines](#) and [Section 4 Presentation Style](#).

#### 1.4.3 Emoji Variation Sequences

**ED-8. emoji variation selector** — Either of the two variation selectors used to request a text or emoji presentation for an emoji character:

- U+FE0E VARIATION SELECTOR-15 for a text presentation. This is also known as either VS15 or TPVS.
- U+FE0F VARIATION SELECTOR-16 for an emoji presentation. This is also known as either VS16 or EPVS.

**ED-9. emoji variation sequence** — A variation sequence listed in [VSData] that contains an emoji variation selector.

*Three characters used in emoji zwj sequences with the emoji variation selector (EVS) do not yet appear in StandardizedVariants.txt. In the meantime, for best fallback behavior on older systems, implementations may support EVS characters with these three characters as emoji by making the following addition to that file:*

```
2640 FE0E; text style; # FEMALE SIGN
2640 FE0F; emoji style; # FEMALE SIGN
2642 FE0E; text style; # MALE SIGN
2642 FE0F; emoji style; # MALE SIGN
2695 FE0E; text style; # STAFF OF AESCULAPIUS
2695 FE0F; emoji style; # STAFF OF AESCULAPIUS
```

**Review Note:** while the new ZWJ sequences do not require these for proper display, inclusion will have better fallback display in older programs.

**ED-10.** (This definition has been removed.)

#### 1.4.4 Emoji Modifiers

**ED-11. emoji modifier** — A character that can be used to modify the appearance of a preceding emoji in an *emoji modifier sequence*.

- These are the characters with the **Emoji\_Modifier** property. See [Annex A: Emoji Properties and Data Files](#).

**ED-12. emoji modifier base** — A character whose appearance can be modified by a subsequent emoji modifier in an *emoji modifier sequence*.

- These are the characters with the **Emoji\_Modifier\_Base** property. See [Annex A: Emoji Properties and Data Files](#).
- They are also listed in [Characters Subject to Emoji Modifiers](#).

**ED-13. emoji modifier sequence** — A sequence of the following form:

```
emoji_modifier_sequence :=
  emoji_modifier_base emoji_modifier
```

For more details about emoji modifiers, see [Section 2.2 Diversity](#).

#### 1.4.5 Emoji Sequences

**ED-14. emoji flag sequence** — A sequence of two Regional Indicator characters, where the corresponding ASCII characters are valid region

sequences as specified by [Unicode region subtags](#) in [\[CLDR\]](#), with `idStatus="regular"` or `"deprecated"`. See also [Annex B: Flags](#).

```
emoji_flag_sequence :=  
  regional_indicator regional_indicator
```

**[ED-14a](#). emoji combining sequence** — A sequence of the following form:

```
emoji_combining_sequence :=  
  emoji_character non_spacing_mark*  
  | emoji_variation_sequence non_spacing_mark*
```

**[ED-15](#). emoji core sequence** — A sequence of the following form:

```
emoji_core_sequence :=  
  emoji_combining_sequence  
  | emoji_modifier_sequence  
  | emoji_flag_sequence
```

**[ED-15a](#). emoji zwj element** — A more limited element that can be used in a ZWJ sequence, as follows:

```
emoji_zwj_element :=  
  emoji_character  
  | emoji_variation_sequence  
  | emoji_modifier_sequence
```

**[ED-16](#). emoji zwj sequence** — An emoji sequence with at least one joiner character.

```
emoji_zwj_sequence :=  
  emoji_zwj_element ( ZWJ emoji_zwj_element )+
```

**[ED-17](#). emoji sequence** — A core sequence or ZWJ sequence, as follows:

```
emoji_sequence :=  
  emoji_core_sequence  
  | emoji_zwj_sequence
```

For recommendations on the use of variation selectors in emoji sequences, see [Section 2.4 \*Emoji Implementation Notes\*](#).

## 2 Design Guidelines

Unicode characters can have many different presentations as text. An "a" for example, can look quite different depending on the font. Emoji characters can have two main kinds of presentation:

- an *emoji presentation*, with colorful and perhaps whimsical shapes, even animated
- a *text presentation*, such as black & white

More precisely, a text presentation is a simple foreground shape whose color which is determined by other information, such as setting a `color` on the text, while an

emoji presentation determines the color(s) of the character, and is typically multicolored. In other words, when someone changes the text color in a word processor, a character with an emoji presentation will not change color.

Any Unicode character can be presented with a text presentation, as in the Unicode charts. For the emoji presentation, both the name and the representative glyph in the Unicode chart should be taken into account when designing the appearance of the emoji, along with the images used by other vendors. The shape of the character can vary significantly. For example, here are just some of the possible images for U+1F36D LOLLIPOP, U+1F36E CUSTARD, U+1F36F HONEY POT, and U+1F370 SHORTCAKE:



While the shape of the character can vary significantly, designers should maintain the same “core” shape, based on the shapes used mostly commonly in industry practice. For example, a U+1F36F HONEY POT encodes for a pictorial representation of a pot of honey, not for some semantic like "sweet". It would be unexpected to represent U+1F36F HONEY POT as a sugar cube, for example. Deviating too far from that core shape can cause interoperability problems: see [accidentally-sending-friends-a-hairy-heart-emoji](#). Direction (whether a person or object faces to the right or left, up or down) should also be maintained where possible, because a change in direction can change the meaning: when sending 🐊👮 “crocodile shot by police”, people expect any recipient to see the pistol pointing in the same direction as when they composed it. Similarly, the U+1F6B6 *pedestrian* should face to the left 🚶, not to the right.

General-purpose emoji for people and body parts should also not be given overly specific images: the general recommendation is to be as neutral as possible regarding race, ethnicity, and gender. Thus for the character U+1F777 CONSTRUCTION WORKER, the recommendation is to use a neutral graphic like 🚧 (with an orange skin tone) instead of an overly specific image like 🚧 (with a light skin tone). This includes the [emoji modifier base](#) characters listed in [Sample Emoji Modifier Bases](#). The emoji modifiers allow for variations in skin tone to be expressed.

Unicode 9.0 adds several characters intended to complete gender pairs, and there are ongoing efforts to provide more gender choices in the future. For more information, see the [Unicode Emoji FAQ](#).

Names of symbols such as BLACK MEDIUM SQUARE or WHITE MEDIUM

SQUARE are not meant to indicate that the corresponding character must be presented in black or white, respectively; rather, the use of “black” and “white” in the names is generally just to contrast **filled** versus **outline** shapes, or a darker color fill versus a lighter color fill. Similarly, in other symbols such as the hands U+261A BLACK LEFT POINTING INDEX and U+261C WHITE LEFT POINTING INDEX, the words “white” and “black” also refer to outlined versus filled, and do not indicate skin color.


However, other color words in the name, such as YELLOW, typically provide a recommendation as to the emoji presentation, which should be followed to avoid interoperability problems.

Emoji characters may not always be displayed on a white background. They are often best given a faint, narrow contrasting border to keep the character visually distinct from a similarly colored background. Thus a Japanese flag would have a border so that it would be visible on a white background, and a Swiss flag have a border so that it is visible on a red background.




Current practice is for emoji to have a square aspect ratio, deriving from their origin in Japanese. For interoperability, it is recommended that this practice be continued with current and future emoji.

Flag emoji characters are discussed in [Annex B: Flags](#).

Combining marks may be applied to emoji, just like they can be applied to other characters. When that is done, the combination should take on an emoji presentation. For example, a 🗝️ is represented as the sequence "1" plus an emoji variation selector plus U+20E3 COMBINING ENCLOSING KEYCAP. Systems are unlikely, however, to support arbitrary combining marks with arbitrary emoji. Aside from U+20E3, the most likely to be supported is:

- U+20E0 COMBINING ENCLOSING CIRCLE BACKSLASH, as an overlaid , to indicate a prohibition or “NO”

For example:

-  <U+1F399 U+20E0> *no microphones*
-  <U+1F4F8 U+20E0> *no flashes*
-  <U+1F52B U+20E0> *no guns*

No combining marks other than U+20E0 and U+20E3, however, are recommended for usage.

## 2.1 Gender

The following emoji have explicit gender, based on the name and explicit, intentional contrasts with other characters.

U+1F466 boy

U+1F467 girl

U+1F468 man

U+1F469 woman  
 U+1F474 older man  
 U+1F475 older woman  
 U+1F46B man and woman holding hands  
 U+1F46C two men holding hands  
 U+1F46D two women holding hands  
 U+1F6B9 mens symbol  
 U+1F6BA womens symbol

U+1F478 princess  
 U+1F46F woman with bunny ears  
 U+1F470 bride with veil  
 U+1F472 man with gua pi mao  
 U+1F473 man with turban  
 U+1F574 man in business suit levitating  
 U+1F385 father christmas











All others should be depicted in a gender-neutral way.

## 2.2 Diversity

People all over the world want to have emoji that reflect more human diversity, especially for skin tone. The Unicode emoji characters for people and body parts are meant to be generic, yet following the precedents set by the original Japanese carrier images, they are often shown with a light skin tone instead of a more generic (nonhuman) appearance, such as a yellow/orange color or a silhouette.

Five symbol modifier characters that provide for a range of skin tones for human emoji were released in Unicode Version 8.0 (mid-2015). These characters are based on the six tones of the Fitzpatrick scale, a recognized standard for dermatology (there are many examples of this scale online, such as [FitzpatrickSkinType.pdf](#)). The exact shades may vary between implementations.

### Emoji Modifiers

Code	Name	Samples
U+1F3FB	EMOJI MODIFIER FITZPATRICK TYPE-1-2	 
U+1F3FC	EMOJI MODIFIER FITZPATRICK TYPE-3	 
U+1F3FD	EMOJI MODIFIER FITZPATRICK TYPE-4	 
U+1F3FE	EMOJI MODIFIER FITZPATRICK TYPE-5	 
U+1F3FF	EMOJI MODIFIER FITZPATRICK TYPE-6	 

These characters have been designed so that even where diverse color images for human emoji are not available, readers can see what the intended meaning was.

The default representation of these modifier characters when used alone is as a color swatch. Whenever one of these characters *immediately* follows certain characters (such as WOMAN), then a font should show the sequence as a single glyph corresponding to the image for the person(s) or body part with the specified

skin tone, such as the following:






However, even if the font doesn't show the combined character, the user can still see that a skin tone was intended:



This may fall back to a black and white stippled or hatched image such as when colorful emoji are not supported.



When a human emoji is not *immediately* followed by a emoji modifier character, it should use a generic, *non-realistic* skin tone, such as:

-  RGB #FFCC22 (one of the colors typically used for the smiley faces)
-  RGB #3399CC
-  RGB #CCCCCC

For example, the following set uses gray as the generic skin tone:



As to hair color, dark hair tends to be more neutral, because people of every skin tone can have black (or very dark brown) hair—however, there is no requirement for any particular hair color. One exception is PERSON WITH BLOND HAIR, which needs to have blond hair regardless of skin tone.

To have an effect on an emoji, an emoji modifier must immediately follow that emoji. There is only one exception: there may be an emoji variation selector between them. The emoji modifier automatically implies the emoji presentation style, so the variation selector is not needed. However, if the emoji modifier is present it must come immediately after the modified emoji character, such as in:

<U+270C VICTORY HAND, FE0F, TYPE-3>

Any other intervening character causes the emoji modifier to appear as a free-standing character. Thus



### 2.2.1 Multi-Person Groupings



Emoji for multi-person groupings present some special challenges:

- **Gender combinations.** Some multi-person groupings explicitly indicate gender: MAN AND WOMAN HOLDING HANDS, TWO MEN HOLDING HANDS, TWO WOMEN HOLDING HANDS. Others do not: KISS, COUPLE WITH HEART, FAMILY (the latter is also non-specific as to the number of adult and child members). While the *default* representation for the characters in the latter group should be gender-neutral, implementations may desire to provide (and users may desire to have available) multiple representations of each of these with a variety of more-specific gender combinations.
- **Skin tones.** In real multi-person groupings, the members may have a variety of skin tones. However, this cannot be indicated using an emoji modifier with any *single* character for a multi-person grouping.

The basic solution for each of these cases is to represent the multi-person grouping as a sequence of characters—a separate character for each person intended to be part of the grouping, along with characters for any other symbols that are part of the grouping. Each person in the grouping could optionally be followed by an emoji modifier. For example, conveying the notion of COUPLE WITH HEART for a couple involving two women can use a sequence with WOMAN followed by an emoji-style HEAVY BLACK HEART followed by another WOMAN character; each of the WOMAN characters could have an emoji modifier if desired.

This makes use of conventions already found in current emoji usage, in which certain sequences of characters are intended to be displayed as a single unit.

### 2.2.2 Implementations

Implementations can present the emoji modifiers as separate characters in an input palette, or present the combined characters using mechanisms such as long press.







































The emoji modifiers are not intended for combination with arbitrary emoji characters. Instead, they are restricted to the `emoji modifier base` characters: no other characters are to be combined with emoji modifiers. This set may change over time, with successive versions of this document. To find the exact list of emoji modifier bases for each version, use the `Emoji_Modifier_Base` character property, as described in [Annex A: Emoji Properties and Data Files](#).

### Sample Emoji Modifier Bases



The following chart shows the expected display with emoji modifiers, depending on the preceding character and the level of support for the emoji modifier. The “Unsupported” rows show how the character would typically appear on a system that does not have a font with that character in it: with a missing glyph indicator. If an emoji modifier base has no skin visible on a particular system, then the following emoji modifier should be suppressed.

## Expected Emoji Modifiers Display

Support Level	Emoji Modifier Base	Sequence	Display Color	Display B&W
Fully supported	Yes	 + 		
	Yes, but no skin visible	 + 		
	No	 + 	 	 
Fallback	Yes	 + 	 	 
	No	 + 	 	 
Unsupported	Yes	 + 	 	 
	No	 + 	 	 

Note that variation selectors are neither needed nor recommended for use with emoji modifiers. See [ED-13. emoji modifier sequence](#). However, variation selectors may occur in older data; in such cases instances of EPVS characters should be

ignored. For handling TPVS characters in sequences, see [Section 4 \*Presentation Style\*](#).

The interaction between variation selectors and emoji modifiers is specified as follows.

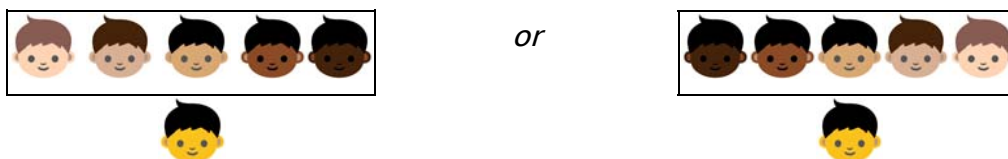
### Emoji Modifiers and Variation Selectors

Variation Selector	Emoji Modifier	Result	Comment
None	Yes	Emoji Presentation	In the absence of other information, the emoji modifier implies emoji appearance.
Emoji (U+FE0F)			The <a href="#">emoji modifier base</a> and <a href="#">emoji variation selector</a> must form a valid variation sequence, and the order must as specified in <a href="#">emoji modifier sequence</a>
Text (U+FE0E)		Text Presentation	—otherwise support of the variation selector would be non-conformant.

#### 2.2.3 Emoji Modifiers in Text

A supported emoji modifier sequence should be treated as a single grapheme cluster for editing purposes (cursor moment, deletion, etc.); word break, line break, etc. For input, the composition of that cluster does not need to be apparent to the user: it appears on the screen as a single image. On a phone, for example, a [long-press](#) on a human figure can bring up a minipalettes of different skin tones, without the user having to separately find the human figure and then the modifier. The following shows some possible appearances:

#### Minipalettes



Of course, there are many other types of diversity in human appearance besides different skin tones: Different hair styles and color, use of eyeglasses, various kinds of facial hair, different body shapes, different headwear, and so on. It is beyond the scope of Unicode to provide an encoding-based mechanism for representing every aspect of human appearance diversity that emoji users might want to indicate. The best approach for communicating very specific human images—or any type of image in which preservation of specific appearance is very important—is the use of embedded graphics, as described in [Longer Term Solutions](#).








#### 2.3 Emoji ZWJ Sequences

The U+200D ZERO WIDTH JOINER (ZWJ) can be used between the elements of a sequence of characters to indicate that a single glyph should be presented if available. An implementation may use this mechanism to handle such an emoji zwj sequence as a single glyph, with a palette or keyboard that generates the appropriate sequences for the glyphs shown. So to the user of such a system, these behave like single emoji characters, even though internally they are sequences.

When an emoji zwj sequence is sent to a system that does not have a corresponding single glyph, the ZWJ characters are ignored and a fallback sequence of separate emoji is displayed. Thus an emoji zwj sequence should only be defined and supported by implementations where the fallback sequence would also make sense to a recipient.

For example, the following are possible displays:

### ZWJ Sequence Display

Sequence	Display	Combined glyph?
 <span style="border: 1px dashed black; padding: 2px;">ZW</span>  <span style="border: 1px dashed black; padding: 2px;">J</span> 		Yes
	  	No

See also the **Emoji ZWJ Sequences** [[emoji-charts](#)].

The use of ZWJ sequences may be difficult in some implementations, so caution should be taken before adding new sequences.

For recommendations on the use of variation selectors in ZWJ sequences, see [Section 2.4 Emoji Implementation Notes](#) below.

## 2.4 Emoji Implementation Notes

This section describes important implementation features of emoji, including the use of variation selectors, how to do segmentation, and handling of TAG characters.

### Variation Selectors

Characters	Variation / Behavior
singleton, emoji	<i>may</i> contain an emoji variation selector.
combining sequence	<i>should</i> have emoji variation selectors on base characters with Emoji_Presentation=No whenever an emoji presentation is desired.
emoji flag	<i>does not</i> contain an emoji variation selector.
sequence	<i>should</i> be displayed with an emoji presentation by default.

<p>emoji modifier sequence</p>	<p><i>does not</i> contain an emoji variation selector.</p> <p><i>should</i> be displayed with an emoji presentation by default, whether or not the modifier base has Emoji_Presentation=Yes.</p> <ul style="list-style-type: none"> <li>• Implementations <i>may</i> choose to support old data that contains <i>defective</i> emoji_modifier_sequences, that is, having emoji variation selectors.</li> </ul>							
<p>emoji zwj sequence</p>	<p><i>may have</i> a emoji variation selector, but they are not necessary. If it has any emoji variation selectors, then every character that could have a EPVS, should have one. Thus of the following sequences, only the first two should occur, not the mixed case:</p> <table border="1" data-bbox="467 814 1339 1018"> <tr> <td>all</td> <td>1F575 EPVS ZWJ 2640 EPVS</td> </tr> <tr> <td>none</td> <td>1F575 ZWJ 2640</td> </tr> <tr> <td rowspan="2">mixed</td> <td>1F575 EPVS ZWJ 2640</td> </tr> <tr> <td>1F575 ZWJ 2640 EPVS</td> </tr> </table> <p>Each emoji zwj sequence <i>should</i> be displayed with an emoji presentation by default, <i>even when</i> an emoji zwj element is a singleton with Emoji_Presentation=No.</p> <ul style="list-style-type: none"> <li>• For best fallback display on older devices, keyboards and other mechanisms for generating emoji <i>should</i> add EPVS to each emoji zwj element that is a singleton with Emoji_Presentation=No.</li> </ul>	all	1F575 EPVS ZWJ 2640 EPVS	none	1F575 ZWJ 2640	mixed	1F575 EPVS ZWJ 2640	1F575 ZWJ 2640 EPVS
all	1F575 EPVS ZWJ 2640 EPVS							
none	1F575 ZWJ 2640							
mixed	1F575 EPVS ZWJ 2640							
	1F575 ZWJ 2640 EPVS							

Note that a TPVS character breaks a squence, preventing characters on either side from displaying as a single image. The two partial sequences should be displayed as separate images, each with presentation style as specified by any variation selectors present, or by default style for those emoji that do not have any variation selectors.

Review Note: the previous bulleted list has been reformatted as a table and fleshed out. Note that with the new text, EPVS is no longer required in emoji zwj sequences; the presence of a ZWJ between emoji characters is sufficient. The proposed new text also has TPVS characters break sequences. There is an alternative proposal which is that EPVS is not needed if the first character has the default emoji presentation property, and otherwise only needed on the first character.

**Segmentation**

Some changes to rules and data are needed for best segmentation behavior of additional emoji zwj sequences, prior to the eventual publication of Unicode 10.0. Such changes are [included](#) in CLDR Version 30.

### **Handling TAG Characters**

The properties for TAG characters U+E0020..U+E007F (TAG SPACE..CANCEL TAG) have been modified for use in indicating variants [or extensions](#) of emoji characters. However, the fallback behavior of the TAG characters is not optimal. It is strongly recommended that any implementation mark a sequence of TAG characters after an emoji character or sequence with a distinctive appearance, such as modifying the image for that character or sequence by overlaying a question mark as shown below.



### **3 Which Characters are Emoji**

There are different ways to count the emoji in Unicode, especially since sequences of emoji may appear as single emoji image. The following provides an overview of the ways to count emoji. There is no single number; it can be (for example):

- The count of code points that can be used in emoji, though this includes some code points that are only used as part of sequences and don't have emoji appearance by themselves;
- All sequences of one or more characters that can appear as a single glyph (which is probably closer to what users think of as the number of emoji), though typically only a subset of possible sequences are displayed as a single glyph on any platform, and some sequences may be platform-specific extensions.

However, it is recommended that any font or keyboard whose goal is to support Unicode emoji should support the characters and sequences listed in the [\[emoji-data\]](#) data files. The best definition of the full set is in the emoji-test.txt file.

The following table provides more detail about the various counts as of [Unicode Emoji version 4.0](#).

There are only 26 Regional Indicator (RI) code points, which are used in pairs. Some of these [676](#) pairs may be displayed as emoji flags, and others may not (the valid pairs are defined in [Annex B: Flags](#)). Single Regional Indicators are not used as emoji by themselves, so they are listed as "incomplete singletons" in the table below.

There are a number of ZWJ sequences that typically have the same image as some singleton or modifier sequence. These are listed under "Typically duplicating ZWJ sequence" below.

Review Notes: the **Notes on changes** column is only for the review period, and will be removed in the final version. The counts are not final and will be adjusted before

release. The **UN** code will be valid as of CLDR v30.

## Emoji Counts

Type	Count	Subtotal	Count 3.0	Subtotal 3.0	Review Notes on Changes
Singletons	1,126	1,126	1,123	1,123	+ 3: Female/Male signs, healthcare staff
Incomplete Singletons: 12 keycap base characters, 26 RI characters	-38	1,088	-38	1,085	
Emoji_Combining_Sequence: Keycaps	12	1,100	12	1,097	
Emoji_Flag_Sequence: Valid RI sequences	258	1,358	257	1,354	+1: UN region code
Emoji_Modifier_Sequence: Skin tones	465	1,823	415	1,769	+50 new modifier sequences (from 10 new modifier bases)
Emoji ZWJ Sequence: Family	31	1,854	22	1,791	+9: 10 single-parent families, but Eye in speech bubble moved to "Other"
Typically duplicating ZWJ sequence: family	-3	1,851	-3	1,788	
Emoji ZWJ Sequence: Other	2	1,853			+2: Eye in speech bubble moved from "Family" + Rainbow

				flag
Emoji ZWJ Sequence: Gendered Role, with object	192	2,045		+192 new gender emoji
Emoji ZWJ Sequence: Gendered Role, with sign	72	2,117		+72 new gender emoji
Emoji ZWJ Sequence: Gendered Activity, with sign	216	2,333		+216 new gender emoji
Emoji ZWJ Sequence: Gendered Gestures, with sign	108	2,441		+108 new gender emoji
Typically duplicating ZWJ sequence: gendered, with sign	-198	2,243		-198 new typically duplicating


Separate [\[emoji-charts\]](#) provide more information on many of these subsets and others, for example:

- Keycap sequences, regional indicator sequence, and modifier sequences are listed in separate sections of **Emoji Sequences**.
- Common ZWJ sequences are listed in **Emoji ZWJ Sequences**.
- Emoji characters that were released most recently are listed in **Emoji Recently Added**.
- Emoji candidates for a future version of Unicode are found in **Emoji Candidates**.

Historically, 722 Unicode emoji correspond to the Japanese carrier sets. Three of these are space characters in Unicode, which cannot have an emoji presentation. This leaves 719 emoji, shown below. The 10 emoji flags require 15 unique Regional Indicator characters (in 10 different pairs) for their representation. Most of the keycap emoji require use of COMBINING ENCLOSING KEYCAP in addition to the base character. Thus a total of 725 unique code points are used to represent these emoji.



## Japanese Carrier Emoji



Aside from the 10 flags from the Japanese carrier sets, many other flags can be supported with pairs of regional indicators (the valid pairs are defined in [Annex B: Flags](#)). No additional code points were needed for these, since they are combinations of Regional Indicator characters already encoded for the Japanese Carrier Emoji.

## Sample Other Flags



Some of these flags use the same glyphs. This is not the complete list of valid flags. For the full specification and more information, see [Annex B: Flags](#).

**Review Note:** both the Japanese Carriers and Sample Other Flags characters are of historical interest only, so we may remove them.

## 4 Presentation Style

Certain emoji have defined variation sequences, where an emoji character can be followed by one of two invisible emoji variation selectors:

- U+FE0E for a text presentation
- U+FE0F for an emoji presentation

This capability was added in [Unicode 6.1](#). Some systems may also provide this distinction with higher-level markup, rather than variation sequences. For more information on these selectors, see **Emoji Variation Sequences** [[emoji-charts](#)].

Note that variation selectors are not needed in emoji zwj sequences, and not allowed or needed in emoji modifier sequences and emoji flag sequences. See [Section 2.4 \*Emoji Implementation Notes\*](#).

Implementations should support both styles of presentation for the characters with variation sequences, if possible. Most of these characters are emoji that were unified with preexisting characters. Because people are now using emoji presentation for a broader set of characters, Unicode 9.0 adds variation sequences for all emoji with default text presentation (see discussion below). These are the characters shown in the column labeled “Default Text Style; no VS in U8.0” in the **Text vs Emoji** chart [[emoji-charts](#)].

However, even where the variation selectors exist, it had not been clear for implementers whether the *default* presentation for pictographs should be emoji or text. That means that a piece of text may show up in a different style than intended when shared across platforms. While this is all a perfectly legitimate for Unicode characters—*presentation style is never guaranteed*—a shared sense among developers of when to use emoji presentation by default is important, so that there are fewer unexpected and “jarring” presentations. Implementations need to know what the generally expected default presentation is, to promote interoperability across platforms and applications.

There had been no clear line for implementers between three categories of Unicode characters:

1. **emoji-default**: those expected to have an emoji presentation by default, but can also have a text presentation
2. **text-default**: those expected to have a text presentation by default, but could also have an emoji presentation
3. **text-only**: those that should only have a text presentation













These categories can be distinguished using properties listed in [Annex A: Emoji Properties and Data Files](#). The first category are characters with **Emoji=Yes** and **Emoji\_Presentation=Yes**. The second category are characters with **Emoji=Yes** and **Emoji\_Presentation=No**. The third category are characters with **Emoji=No**.

The presentation of a given emoji character depends on the environment, whether or not there is an emoji or text variation selector, and the default presentation style (emoji vs text). In informal environments like texting and chats, it is more

appropriate for most emoji characters to appear with a colorful emoji presentation, and only get a text presentation with a text variation selector. Conversely, in formal environments such as word processing, it is generally better for emoji characters to appear with a text presentation, and only get the colorful emoji presentation with the emoji variation selector.

Based on those factors, here is typical presentation behavior. However, these guidelines may change with changing user expectations.

### Emoji vs Text Display

Example Environment	with Emoji VS	with Text VS	with no VS	
			text-default	emoji-default
word processing				
plain web pages				
texting, chats				

#### 4.1 Emoji Variation Selectors

As of Unicode 9.0, every emoji character with a default text presentation allows for an emoji variation selector. Thus the presentation of these characters can be controlled on a character-by-character basis. The characters that can have emoji variation selectors applied to them are listed in **Emoji Variation Sequences** [[emoji-charts](#)].

In addition, the next two sections describe two other mechanisms for globally controlling the emoji presentation: Using language tags with locale extensions, or using special script codes. Though these are new mechanisms and not yet widely supported, vendors are encouraged to support the locale extension for most general usage such as in browsers; the special script codes may be appropriate for more specific usage such as OpenType font selection, or in APIs. For more information, see [[CLDR](#)].

#### 4.2 Emoji Locale Extension

The locale extension “-em” can be used to specify desired presentation for characters that may have both text-style and emoji-style presentations available. There are three values that can be used, here illustrated with “sr-Latn”:

Locale Code	Description
sr-Latn-u-em- <b>emoji</b>	use an emoji presentation for emoji characters where possible
sr-Latn-u-em- <b>text</b>	use a text presentation for emoji characters where possible

sr-Latn-u-em- <b>default</b> use the default presentation (only needed to reset an inherited -em setting).
--

This can be used in HTML, for example, with `<html lang="sr-Latn-u-em-emoji">`. Note that this approach does not have the disadvantages listed below for the script-tag approach.

### 4.3 Emoji Script

Two script subtags can be used to control the presentation style. These use script codes defined by ISO 15924 but given more specific semantics by CLDR, see [unicode script subtag](#):

- "Zsye" — prefer emoji style for characters that have both text and emoji styles available.
- "Zsym" — prefer text style for characters that have both text and emoji styles available.

These script codes are not suitable for use in general language tags:

- They cannot be used with language-script combinations; for example, if the language is "sr-Latn" (Serbian in Latin script), then Zsye cannot be used.
- They may confuse processes that depend on language tags, such as spell checkers.

However, they may be useful by themselves in specific contexts such as OpenType font selection, or in APIs that take script codes.

### 4.4 Other Approaches for Control of Emoji Presentation

Other approaches for control of emoji presentation are also in use. For example, in some CSS implementations, if any font in the lookup list is an emoji font, then emoji presentation is used whenever possible.

## 5 Ordering and Grouping

Neither the Unicode code point order, nor the standard Unicode Collation ordering (DUCET), are currently well suited for emoji, since they separate conceptually-related characters. From the user's perspective, the ordering in the following selection of characters sorted by DUCET appears quite random, as illustrated by the following example:



The [emoji-ordering](#) chart file shows an ordering for emoji characters that groups them together in a more natural fashion. This data has been incorporated into [\[CLDR\]](#).



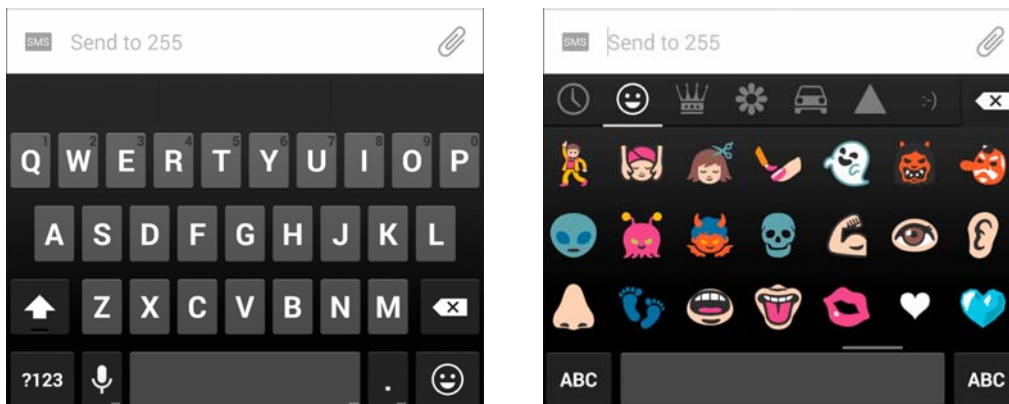


This ordering groups characters presents a cleaner and more expected ordering for sorted lists of characters. The groupings include: faces, people, body-parts, emotion, clothing, animals, plants, food, places, transport, and so on. The ordering also groups more naturally for the purpose of selection in input palettes. However, for sorting, each character must occur in only one position, which is not a restriction for input palettes. See [Section 6 Input](#).

## 6 Input

Emoji are not typically typed on a keyboard. Instead, they are generally picked from a palette, or recognized via a dictionary. The mobile keyboards typically have a 😊 button to select a palette of emoji, such as in the left image below. Clicking on the 😊 button reveals a palette, as in the right image.

### Palette Input



The palettes need to be organized in a meaningful way for users. They typically provide a small number of broad categories, such as People, Nature, and so on. These categories typically have 100-200 emoji.

Many characters can be categorized in multiple ways: an orange is both a plant and a food. Unlike a sort order, an input palette can have multiple instances of a single character. It can thus extend the sort ordering to add characters in any groupings where people might reasonably be expected to look for them.

More advanced palettes will have long-press enabled, so that people can press-and-hold on an emoji and have a set of related emoji pop up. This allows for faster navigation, with less scrolling through the palette.

Annotations for emoji characters are much more finely grained keywords. They can be used for searching characters, and are often easier than palettes for entering emoji characters. For example, when someone types “hourglass” on their mobile phone, they could see and pick from either of the matching emoji characters 🕒 or ⌚. That is often much easier than scrolling through the palette and visually

inspecting the screen. Input mechanisms may also map *emoticons* to emoji as keyboard shortcuts: typing :-) can result in 😊.

In some input systems, a word or phrase bracketed by colons is used to explicitly pick emoji characters. Thus typing in “I saw an *:ambulance:*” is converted to “I saw an 🚑”. For completeness, such systems might support all of the full Unicode names, such as *:first quarter moon with face:* for 🌙. Spaces within the phrase may be represented by `_`, as in the following:

“my *:alarm\_clock:* didn’t work”



“my 🕒 didn’t work”.

However, in general the full Unicode names are not especially suitable for that sort of use; they were designed to be unique identifiers, and tend to be overly long or confusing.

## 7 Searching

Searching includes both searching for emoji characters in queries, and finding emoji characters in the target. These are most useful when they include the annotations as synonyms or hints. For example, when someone searches for 🚗 on [yelp.com](https://www.yelp.com), they see matches for “gas station”. Conversely, searching for “gas pump” in a search engine could find pages containing 🚗. Similarly, searching for “gas pump” in an email program can bring up all the emails containing 🚗.

There is no requirement for uniqueness in both palette categories and annotations: an emoji should show up wherever users would expect it. A gas pump 🚗 might show up under “object” and “travel”; a heart ❤️ under “heart” and “emotion”, a 🐱 under “animal”, “cat”, and “heart”.


Annotations are language-specific: searching on [yelp.de](https://www.yelp.de), someone would expect a search for 🚗 to result in matches for “Tankstelle”. Thus annotations need to be in multiple languages to be useful across languages. They should also include regional annotations within a given language, like “petrol station”, which people would expect search for 🚗 to result in on [yelp.co.uk](https://www.yelp.co.uk). An English annotation cannot simply be translated into different languages, since different words may have different associations in different languages. The emoji 🌵 may be associated with Mexican or Southwestern restaurants in the US, but not be associated with them in, say, Greece.

There is one further kind of annotation, called a *TTS name*, for text-to-speech processing. For accessibility when reading text, it is useful to have a short, descriptive name for an emoji character. A Unicode character name can often serve as a basis for this, but its requirements for name uniqueness often ends up with names that are overly long, such as *black right-pointing double triangle with vertical bar* for 🔴. TTS names are also outside the current scope of this document.

## 8 Longer Term Solutions

The longer-term goal for implementations should be to support embedded graphics, in addition to the emoji characters. Embedded graphics allow arbitrary emoji symbols, and are not dependent on additional Unicode encoding. Some examples of this are found in Skype and LINE—see the [emoji press page](#) for more examples.

However, to be as effective and simple to use as emoji characters, a full solution requires significant infrastructure changes to allow simple, reliable input and transport of images (stickers) in texting, chat, mobile phones, email programs, virtual and mobile keyboards, and so on. (Even so, such images will never interchange in environments that only support plain text, such as email addresses.) Until that time, many implementations will need to use Unicode emoji instead.

For example, mobile keyboards need to be enhanced. Enabling embedded graphics would involve adding an additional custom mechanism for users to add in their own graphics or purchase additional sets, such as a  sign to add an image to the palette above. This would prompt the user to paste or otherwise select a graphic, and add annotations for dictionary selection.

With such an enhanced mobile keyboard, the user could then select those graphics in the same way as selecting the Unicode emoji. If users started adding many custom graphics, the mobile keyboard might even be enhanced to allow ordering or organization of those graphics so that they can be quickly accessed. The extra graphics would need to be disabled if the target of the mobile keyboard (such as an email header line) would only accept text.

Other features required to make embedded graphics work well include the ability of images to scale with font size, inclusion of embedded images in more transport protocols, switching services and applications to use protocols that do permit inclusion of embedded images (eg, MMS versus SMS for text messages). There will always, however, be places where embedded graphics can't be used—such as email headers, SMS messages, or file names. There are also privacy aspects to implementations of embedded graphics: if the graphic itself is not packaged with the text, but instead is just a reference to an image on a server, then that server could track usage.

### Annex A: Emoji Properties and Data Files

The following four binary character properties are available for emoji characters. These are not formally part of the [Unicode Character Database](#) (UCD), but share the same namespace and structure.

#### Emoji Properties

Property	Property Values
Emoji	=Yes for characters that are emoji =No otherwise

<b>Emoji_Presentation</b>	= <b>Yes</b> for characters that have emoji presentation by default = <b>No</b> otherwise
<b>Emoji_Modifier</b>	= <b>Yes</b> for characters that are emoji modifiers = <b>No</b> otherwise
<b>Emoji_Modifier_Base</b>	= <b>Yes</b> for characters that can serve as a base for emoji modifiers = <b>No</b> otherwise

If **Emoji=No**, then **Emoji\_Presentation=No**, **Emoji\_Modifier=No**, and **Emoji\_Modifier\_Base=No**.

The property values are specified in the main data file; see [emoji-data]. The format for that file is described in its header. There are two other data files listing sequences used to represent emoji.

See [emoji-charts] for a collection of charts that have been generated from the emoji data file that may be useful in helping to understand it and the related [CLDR] emoji data (annotations and ordering). These charts are not versioned, and are purely illustrative; the data to use for implementation is in [emoji-data].

**Review Note: The data files will be fleshed out to add alternate forms without EPVS characters.**

## Annex B: Flags

26 REGIONAL INDICATOR symbols are used in pairs to represent regions; these pairs are generally displayed as flags in systems that support them as emoji. Only valid sequences should be used, where:

- The valid region sequences are specified by Unicode region subtags as defined in [CLDR], with idStatus="regular", "deprecated", or the "macroregion". However, for macroregions, only **UN** and **EU** are valid.
- Deprecated region sequences should not be generated, but may be supported for backward compatibility.
- Macroregion region sequences generally do not have official flags, with the exception of the **UN** and **EU**.

Some region sequences represent countries (as recognized by the United Nations, for example); others represent territories that are associated with a country. Such territories may have flags of their own, or may use the flag of the country with which they are associated. Depictions of images for flags may be subject to constraints by the administration of that region.

Caveats:

- Although a pair of REGIONAL INDICATOR symbols is referred to as an emoji\_flag\_sequence, it really represents a specific region, not a specific flag.



for that region]. The actual flag displayed for the pair may be different on different platforms, for example for territories which do not have an official flag. The displayed flag may change over time as regions change their flags and platforms update their software.

- For some territories (especially those without separate official flags), the displayed flag may be the same as the flag for the country with which they are associated. For more about cases where characters have the same appearance, see *UTR #36: Unicode Security Considerations* [UTR36].

For additional information see the sub-section on Regional Indicator Symbols in *Section 22.10 Enclosed and Square* of [Unicode].

### **Presentation**

Emoji are generally presented with a square aspect ratio, which presents a problem for flags. The flag for Qatar is over 150% wider than tall; for Switzerland it is square; for Nepal it is over 20% taller than wide. To avoid a ransom-note effect, implementations may want to use a fixed ratio across all flags, such as 150%, with a blank band on the top and bottom. (The average width for flags is between 150% and 165%.) Presentation as a “waving” flag, or clipping to a circle, can help to present a uniform appearance, masking the aspect differences.

Flags should have a visible edge. One option is to use a 1 pixel gray line chosen to be contrasting with the adjacent field color.

For an open-source set of flag images (png and svg), see [region-flags](#).

Options for presenting an emoji\_flag\_sequence for which a system does not have a specific flag or other glyph include:

- Displaying each REGIONAL INDICATOR symbol separately as a letter in a dotted square, as shown in the Unicode charts. This provides information about the specific region indicated, but may be mystifying to some users.
- For all unsupported REGIONAL INDICATOR pairs, displaying the same “missing flag” glyph, such as the image shown below. This would indicate that the supported pair was intended to represent the flag of some region, without indicating which one.



### **Ordering**

The code point order of flags is by region code, which will not be intuitive for viewers, since that rarely matches the order of countries in the viewer's language. English speakers are surprised that the flag for Germany comes before the flag for Djibouti. An alternative is to present the sorted order according to the localized country name, using [CLDR] data.

### **Acknowledgments**

Mark Davis and Peter Edberg created the initial versions of this document, and maintain the text.

Thanks to Shervin Afshar, Julie Allen, Jeremy Burge, Michele Coady, Chenjintao (陈锦涛), Chenshiwei, Peter Constable, Craig Cummings, Andrew Glass, Paul Hunt, Hiroyuki Komatsu, Norbert Lindenberg, Ken Lunde, Gwyneth Marshall, Rick McGowan, Katsuhiko Momoi, Katsuhiko Ogata, Katrina Parrott, Michelle Perham, Addison Phillips, Roozbeh Pournader, Judy Safran-Aasen, Markus Scherer, Richard Tunnicliffe, and Ken Whistler for feedback on and contributions to this document, including earlier versions.

Thanks to Adobe / Paul Hunt, Apple, Michael Everson, Google, Microsoft, and iDiversicons for supplying images for illustration.

## Rights to Emoji Images

The content for this section has been moved to [Emoji Images and Rights](#).

## References

- [CLDR] CLDR – Unicode Common Locale Data Repository  
<http://cldr.unicode.org/>  
*For the latest version of the associated specification (LDML), see:*  
<http://www.unicode.org/reports/tr35/>
- [emoji-charts] The illustrative charts of emoji  
For the 4.0 beta versions, see  
<http://unicode.org/emoji/charts-beta/>  
*For the latest released version, see:*  
<http://unicode.org/emoji/charts/>  
*Review Note: change these lines back in the final release of 4.0.*
- [emoji-data] The associated data files for emoji characters  
For the 4.0 versions, see  
<http://unicode.org/Public/emoji/4.0/emoji-data.txt>  
<http://unicode.org/Public/emoji/4.0/emoji-sequences.txt>  
<http://unicode.org/Public/emoji/4.0/emoji-zwj-sequences.txt>  
<http://unicode.org/Public/emoji/4.0/emoji-test.txt>  
*For the latest released version, see:*  
<http://unicode.org/Public/emoji/latest/emoji-data.txt>  
<http://unicode.org/Public/emoji/latest/emoji->

[sequences.txt](#)

<http://unicode.org/Public/emoji/latest/emoji-zwj-sequences.txt>

<http://unicode.org/Public/emoji/latest/emoji-test.txt>

(emoji-test.txt link will only work after release)

- [JSources] The UCD sources for the JCarrier symbols  
*For the latest version, see:*  
<http://unicode.org/Public/UCD/latest/ucd/EmojiSources.txt>  
*For the 9.0 version, see:*  
<http://unicode.org/Public/9.0.0/ucd/EmojiSources.txt>
- [Unicode] The Unicode Standard  
*For the latest version, see:*  
<http://unicode.org/versions/latest/>
- [UTR36] UTR #36: Unicode Security Considerations  
<http://www.unicode.org/reports/tr36/>
- [VSData] A data file listing permissible variation sequences  
*For the latest version, see:*  
<http://unicode.org/Public/UCD/latest/ucd/StandardizedVariants.txt>  
*For the 9.0 version, see:*  
<http://unicode.org/Public/9.0.0/ucd/StandardizedVariants.txt>

However, see the note under **ED-9. emoji variation sequence** for the use of emoji variation selectors in advance of Unicode 10.0.

## Modifications

The following summarizes modifications from the previous revisions of this document.

### Revision 8

### Draft 2

- Section 1.4 **Definitions**
  - Added acronyms EPVS and TPVS for the emoji and text variation selection characters, since those are easier to remember than VS16

and VS15.

- Section 2.2 [Diversity](#)
  - Removed the table [Emoji Modifiers and Variation Selectors](#) since it is no longer applicable. Added note about supporting VSs in older data.
- Section 2.3 [Emoji ZWJ Sequences](#)
  - Refined recommendation to process forms both containing all applicable EPVS characters and no EPVS characters.
- Section 2.4 [Emoji Implementation Notes](#)
  - Added examples of emoji ZWJ sequences in the table [Variation Selectors](#)
  - New recommendation that a TPVS character should break a sequence. (A review note calls attention to this.)
- Section 3 [Which Characters are Emoji](#)
  - Added the recommendation that a font or keyboard whose goal is to support emoji should support the characters and sequences listed in the data files.
  - Added a review note for the proposed Emoji\_Component (EC) property.
  - Added a review note that both the Japanese Carriers and Sample Other Flags characters are of historical interest only, so we may remove them.
  - Fixed subtotals in table.
- [\[emoji-data\]](#)
  - Added <http://unicode.org/Public/emoji/4.0/emoji-test.txt> (had been omitted from previous version).

## Draft 1

- Section 1.4 [Definitions](#)
  - Under ED-9, listed three characters that are newly emoji. While the new ZWJ sequences do not require these for proper display, inclusion will have better fallback display in older programs. That requires patching StandardizedVariants.txt.
- Section 2.2 [Diversity](#)
  - Explained that modifiers applied to modifier bases with no visible skin should not be displayed.
- Section 2.3 [Emoji ZWJ Sequences](#)
  - Added recommendation for implementations to process forms both containing and not containing emoji variation selectors. Removed the exception for EYE + LEFT SPEECH BUBBLE.
- Section 2.4 [Emoji Implementation Notes](#)
  - Reformatted as a table for clarity.
  - Clarified that emoji zwj sequences should have an emoji presentation by default, even without variation selectors.
- Section 3 [Which Characters are Emoji](#)
  - Indicated that the list of flags is just a sample, and that Annex B defines the valid set.

- Stats:
  - 2,243 emoji are listed for v4.0, as opposed to 1,788 in version 3.0.
  - 3 existing characters are added to the set of characters with the Emoji property
  - 1 new flag (regional indicator pair) is added, for the UN.
  - 10 emoji characters are added to those with the Emoji\_Modifier\_Base property, for 50 new modifier sequences.
  - Many new zwj sequences are cataloged. Of these, however, 198 are typically duplicates of singleton emoji or modifier sequences, so effectively 401 new distinct emoji zwj sequences are cataloged.
- Section 4 [Presentation Style](#)
  - Clarified that variation selectors are not needed in emoji zwj sequences, and neither allowed nor needed in emoji modifier sequences and emoji flag sequences.
- [Annex B: Flags](#)
  - Corrected the omission of the macroregion EU, and added the UN.
  - Added a caution about the depictions of images for flags.
- [References](#)
  - Under [\[VSData\]](#), pointed to note under ED-9 about patching StandardizedVariants.txt.

## Revision 7

- General
  - Updated to assume Unicode 9.0 as current version.
- Sections 1.4.3 [Emoji Variation Sequences](#), 1.4.4 [Emoji Modifiers](#), 1.4.5 [Emoji Sequences](#)
  - Removed definition ED-10, updated ED-13 accordingly, added definitions ED-14a and ED-15a, updated definitions ED-15, ED-16, and ED-17. Among other things, the changes limit the elements that can participate in ZWJ sequences.
- Section 2.3 [Emoji ZWJ Sequences](#)
  - Updated the guidance on the use of variation selectors in ZWJ sequences.
  - Added recommendation to use CLDR segmentation.
  - Added notes on the recommended display of TAG sequences after emoji.
- Section 2.4 [Emoji Implementation Notes](#)
  - New section with notes on variation selector usage, segmentation, and handling unsupported tag sequences.
- Section 3 [Which Characters are Emoji](#)
  - Added a table of counts of different types of emoji and emoji sequences, and expanded the discussion on how to count emoji.
  - Removed the tables of common and standard additions.

- Sections 4.1 [Emoji Variation Selectors](#), 4.2 [Emoji Locale Extension](#), 4.3 [Emoji Script](#), 4.4 [Other Approaches for Control of Emoji Presentation](#)
  - Added descriptions of the new locale extension and script subtags that can be used to control emoji presentation, and a description of other mechanisms in use.
- [Annex B: Flags](#)
  - Updated to be more precise, to add caveats, and to refer to relevant material in The Unicode Standard.
  - Added information on handling unsupported REGIONAL INDICATOR pairs.

Modifications for previous revisions are listed in the [previous version](#) of this document.

---

© 2016 Unicode, Inc. All Rights Reserved. The Unicode Consortium makes no expressed or implied warranty of any kind, and assumes no liability for errors or omissions. No liability is assumed for incidental and consequential damages in connection with or arising out of the use of the information or programs contained or accompanying this technical report. The Unicode [Terms of Use](#) apply.

Unicode and the Unicode logo are trademarks of Unicode, Inc., and are registered in some jurisdictions.