

L2/98-005R

ISO/IEC 10646-1/PDAM 22	
Date: 1997-12-17	Reference number: ISO/JTC 1/SC 2 N 3003
Supersedes document --	

THIS DOCUMENT IS STILL UNDER STUDY AND SUBJECT TO CHANGE. IT SHOULD NOT BE USED FOR REFERENCE PURPOSES.

ISO/IEC JTC 1/SC 2 Coded Character Sets Secretariat: Japan (JISC)	Circulated to P- and O-members, and to technical committees and organizations in liaison for: - discussion at X comment by X voting by (P-members only) 1998-03-31 Please return all votes and comments directly to the SC 2 Secretariat by the due date indicated.
--	---

ISO/IEC 10646-1/PDAM 22 Title: Information Technology -- Universal Multiple-Octet Coded Character Set (UCS) -- Part 1: Architecture and Basic Multilingual Plane -- AMENDMENT 22 Project: 1.02.18.01.22

Introductory note: In accordance with Resolution M07.13 adopted at the 7th its Plenary Meeting held in Crete, Greece, 1997-07-08/09, SC 2 approved this subproject (SC 2 N 2940). The subdivision proposal has been submitted to JTC 1 for endorsement (JTC 1 N 5054). In anticipation of the JTC 1's endorsement and in accordance with Resolution M07.13, this document is circulated to the SC 2 members for <u>a 3-month combined PDAM registration and consideration ballot.</u> Please return all votes and comments directly to the SC 2 Secretariat as soon as possible but <u>not later than 1998-03-31.</u> Medium: Paper No. of pages: Cover + 3 + LB
--

Secretariat ISO/IEC JTC 1/SC 2 - Toshiko KIMURA

IPSJ/ITSCJ (Information Processing Society of Japan/Information Technology Standards Commission of Japan)*

Room 308-3, Kikai-Shinko-Kaikan Bldg., 3-5-8, Shiba-Koen, Minato-ku, Tokyo 105 JAPAN

Tel: +81 3 3431 2808; Fax: +81 3 3431 6493; Telex: 2425340 IPSJ J; email: kimura@itscj.ipsj.or.jp

*A Standard Organization accredited by JISC

Information Technology — Universal Multiple-Octet Coded Character Set (UCS) —

Part 1:

Architecture and Basic Multilingual Plane

AMENDMENT 22

1. List of new character names

Insert the following character name entries at the indicated positions in the tables of character names identified below, replacing the existing entries which read "(This position shall not be used)".

Page 91. Table 38 - Row 21: LETTERLIKE SYMBOLS, NUMBER FORMS

hex	Name
39	INFORMATION SOURCE

Page 93. Table 39 - Row 21: ARROWS

hex	Name
EB	UPWARDS WHITE ARROW ON PEDESTAL
EC	UPWARDS WHITE ARROW ON PEDESTAL WITH HORIZONTAL BAR
ED	UPWARDS WHITE ARROW ON PEDESTAL WITH VERTICAL BAR
EE	UPWARDS WHITE DOUBLE ARROW
EF	UPWARDS WHITE DOUBLE ARROW ON PEDESTAL
F0	RIGHTWARDS WHITE ARROW FROM WALL
F1	NORTH WEST ARROW TO CORNER (begin)
F2	SOUTH EAST ARROW TO CORNER (end)
F3	UP DOWN WHITE ARROW

Page 99. Table 42 - Row 23: MISCELLANEOUS TECHNICAL

hex	Name
80	INSERT
81	CONTINUOUS UNDERLINE SIGN
82	DISCONTINUOUS UNDERLINE SIGN
83	EMPHASIZE
84	SQUARE BISECTING CIRCLE (compose)
85	WHITE SQUARE WITH CENTRE VERTICAL LINE
86	RIGHTWARDS ARROW IN WHITE DIAMOND (enter)
87	RIGHTWARDS ARROW WITH SWITCH (alternate)
88	WHITE CIRCLE WITH SIX SPOKES (control)

89	CIRCLED HORIZONTAL BAR WITH NOTCH (pause)
8A	CIRCLED TRIANGLE DOWN (break)
8B	BROKEN CIRCLE WITH NORTHWEST ARROW (escape)
8C	U-TURN ARROW WITH BEADS (undo)

Page 101. Table 43 - Row 24: CONTROL PICTURES, OPTICAL CHARACTER RECOGNITION

hex	Name
25	SYMBOL FOR DELETE FORM TWO

Page 107. Table 46 - Row 25: BLOCK ELEMENTS, GEOMETRIC SHAPES

hex	Name
F0	WHITE SQUARE WITH UPPER LEFT QUADRANT
F1	WHITE SQUARE WITH LOWER LEFT QUADRANT
F2	WHITE SQUARE WITH LOWER RIGHT QUADRANT
F3	WHITE SQUARE WITH UPPER RIGHT QUADRANT
F4	WHITE CIRCLE WITH UPPER LEFT QUADRANT
F5	WHITE CIRCLE WITH LOWER LEFT QUADRANT
F6	WHITE CIRCLE WITH LOWER RIGHT QUADRANT
F7	WHITE CIRCLE WITH UPPER RIGHT QUADRANT
F8	BLACK UPPER LEFT NARROW TRIANGLE

Page 109. Table 47 - Row 26: MISCELLANEOUS SYMBOLS


hex	Name
14	DOCUMENT ON WINDOW (screen print)
15	PREVIOUS PAGE
16	NEXT PAGE

2. List of new graphic symbols

Insert the following character graphic symbols at the indicated positions in the tables of character glyphs identified below, replacing the existing entries which are indicated by a hatched fill.

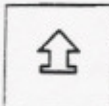
Page 90.


Table 38 - Row 21: LETTERLIKE SYMBOLS, NUMBER FORMS


2139: 


Page 92.


Table 39 - Row 21: ARROWS


21EB: 


21EC: 


21ED: 

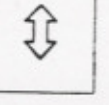
21EE: 

21EF: 

21F0: 


21F1: 


21F2: 

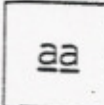
21F3: 


Page 98.


Table 42 - Row 23: MISCELLANEOUS TECHNICAL


2380: 


2381: 


2382: 


2383: 


2384: 


2385: 


2386: 


2387: 

2388: 

2389: 



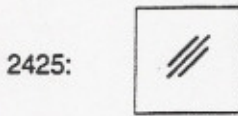
238A: 

238B: 

238C: 




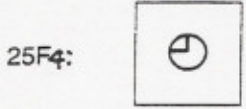



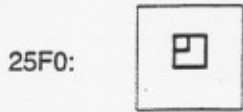
Page 100.

Table 43 - Row 24: CONTROL PICTURES, OPTICAL CHARACTER RECOGNITION



Page 106.

Table 46 - Row 25: BLOCK ELEMENTS, GEOMETRIC SHAPES



3. Pages 709 ff, Annex E Alphabetically sorted list of character names

Insert each of the character name entries from Item 1 above at the appropriate position, ordered alphabetically by the character name, in the list of character names in Annex E. [Editor's note: A list of the entries, showing their proper positions, will be provided in the Final Text.]

Page 108.

Table 47 - Row 26: MISCELLANEOUS SYMBOLS

