

Preliminary proposal to encode Tigalari script in Unicode

Vaishnavi Murthy K Y | vaishnavimurthy@gmail.com

Vinodh Rajan | vinodh@virtualvinodh.com

20/10/2017

KEY : **PBF** Post-Base Form

VS Vowel Sign

(to the left of a character) ◌ (to the right of a character)

1 Introduction

This proposal attempts to present a coherent orthography for the archaic Tigalari script as seen used predominantly in hand-written manuscripts. Additionally, it records the recently added characters that are being used to support the Tulu language. All the recommendations made in this proposal are the author's view alone.

The Tigalari¹ script is commonly seen inscribed on several palm leaf manuscripts that are found all along the western coastal belts and the Sahyadri mountain ranges (*Malanad*) of Karnataka and the northern districts of Kerala.

Since Tigalari was never used in a printed format, it gradually fell into disuse and was forgotten as a secret script (*Gupta lipi*). The large number of manuscripts available in this script have been found to be of great value due to the variety and complexity of topics covered by them.² A vast majority of these manuscripts are being restored, catalogued, digitised and studied today by several institutions.³ The research community would therefore find it useful to have a Unicode supported Tigalari typeface.

On another front, there is a renewed interest in the Tigalari script among the Tulu speaking community as this script was previously used in the Tulu speaking regions. Tulu language requires a few additional characters in Tigalari to support it fully. It would therefore be useful to include these in the Tigalari block as there is a ready need for them.

Tigalari has not been formally standardized in the past as the missionaries chose to use the Kannada script instead. The glyphs referred to here are based on: hand written samples found largely on palm leaf/paper manuscripts, stone/metal inscriptions and the works of several scholars who have studied this script closely (Refer Figures 1-4). It has to be noted here that the Tigalari script in most of these samples are surprisingly similar in their orthography and letter construction considering there was no formal standard that was followed. The samples studied are largely from libraries and private collections found across the states of Karnataka, Tamil Nadu and Kerala. A handful of users who still practice this script were also contacted.

1 Tigalāri

2 There are over 3,000 manuscripts in the Udupi Mutts alone. Over 500 manuscripts at Dharmasthala and 4000 manuscripts recorded in the Descriptive Catalogue of Tigalari Palm Leaf Manuscripts compiled Keladi Gunda Jois and S.R. Rao. There would be several thousands more if you take into account manuscripts found in smaller temples and homes of people of this region along with many manuscripts found in libraries and archives across India.

3 Several manuscripts are being restored, digitized and read in places like Udupi Mutts (Udupi, Mangalore, Sirsi etc.), Dharmasthala Trust (Mangalore), Tara Prakashana (Bangalore), French Institute of Pondicherry (Puducherry), Poor-naprajna Samshodhana Mandiram (Bangalore), Keladi Museum (Sagara), Govind Pai Research Institute (Udupi) to name a few. A few digitised manuscripts from FIP are available online : <http://www.ifpindia.org/manuscripts/>

1.1 Script Name

The script being proposed here is known by several names. The four commonly used ones are listed below :

| NAME OF THE SCRIPT | PREVALENT IN | REFERENCES TO THEIR ROOTS |
|---|--|---|
| Arya Ezhuttu / Grantha Malayalam | Kerala | Malayalam Speakers, Manipravala, Tamil Grantha |
| Western Grantha/ Tulu-Malayalam ⁴ | Few academic publications | 19 th Century Western Scholars |
| Tigalari | <i>Malanadu</i> (hilly) regions of Karnataka | Kannada speakers, Havyaka, National Manuscript Mission Catalogues |
| Tulu Lipi/ Tulu Grantha Lipi | Coastal Karnataka | Tulu speakers, A C Burnell |

The name by which this script is referred to is closely tied with its regional, linguistic or historical roots. It would not be wrong to assign all the names mentioned above to this script. Considering the technical difficulties in doing so, listed below are a few the reasons for choosing the name ‘Tigalari’ in the current context.

Arya Ezhuttu or the more recently coined term: Grantha Malayalam is used to refer to this script in Kerala. *Arya Ezhuttu* covers the spectrum between the older script (that is Tigalari) until it was standardised by the lead types for Malayalam script (old style) in Kerala.⁵

‘Tigalari’ is used to this day by the Havyaka brahmins of the *Malanadu* region. Tigalari is also the term that is commonly used to refer to this script in most manuscript catalogues and in several academic publications today. Prof. Gunda Jois has studied this script closely for over four decades now. According to his findings that were based on evidences found in stone inscriptions (Refer Figure 5), palm leaf manuscripts and early research work done by western scholars like Prof. B L Rice, he finds the only name used for this script historically has been ‘Tigalari’.

This script is commonly known as the Tulu script or Tulu Grantha script in the coastal regions of Karnataka. There are several recent publications and instructional books for learning this script. It is also called the Tulu script in—Elements of South Indian

4 Rev. A C Burnell refers to this script as Tulu-Malayalam script and calls it a form of western Grantha script. The Grantha script used in the Tamil region is in the same sentence called the Eastern Grantha script. (page 41.)

5 Kerala as a region was very similar linguistically to Tamil Nadu until the *Manipravala* period. This is when Malayalam as a language took shape. This was a time of social shift where Sanskrit as a language was being promoted to build an identity in this region independent of its neighbours. This was driven by a demand for an equal society which addressed region, caste and gender. Until this time we find Vattezhuttu and Kolezhuttu being used as the dominant scripts of this region (similar to Tamil Nadu). These two scripts had a limited character-set and were inadequate to write this new Sanskritised language.

Tigalari, which had evolved from the later Chola Grantha script, precisely to write Sanskrit, was being used then by the brahmins to the north of Kerala. To this day, its common for brahmins of this region to travel to Kerala for studying Astrology. Its possible that this Tigalari script (called Arya Ezhuttu in Kerala) was widely adopted here simply because it was a readily available script that better supported this new shift in language. Simultaneously in the Tamil regions, Grantha script was used to write Sanskrit. Thunchaththu Ramanujan Ezhuthachan, a 16th century poet is credited as the father of Malayalam language and script. Further study into the topic would be necessary as there is no concrete proof available to substantiate this.

Palaeography by Rev. A C Burnell and a couple of other early publications of the Basel Mission press, Mangalore.

The question arises whether 'Tulu' or 'Tigalari' should be chosen as a name for this script. I would like to suggest adopting the term 'Tigalari Script' for all practical purposes of the script encoding. Tigalari is more inclusive as it was often referred to by this name in both the Tulu and *Malanadu* regions where this script was in use predominantly. The alternate 'Tulu Script' can be added as an alias similar to the alternate names added to Siddham and Tai Tham scripts.

1.2 Geography

Tigalari was used along the western coastal regions of South India (from Goa to Kasargod) and the surrounding mountain ranges of the western ghats (Sahyadri). These regions would mainly comprise *Uttara Kannada*, Udupi, Mangalore and Shimoga districts of Karnataka and Kasaragod district in Kerala.

1.3 Languages

Tigalari was used to write Sanskrit, Tulu and Kannada languages. It was used mostly by the Shivalli (Tulu speaking), Havyaka (Kannada/Malayalam speaking) and Kota (Kannada speaking) brahmins to write Sanskrit religious texts. We also find a few examples of Tigalari manuscripts containing original pieces of Tulu (Refer Figures 12, 14) and Kannada literature (Refer Figures 7, 10).⁶ The orthography of Tigalari is influenced by other dominant languages/scripts like Nandinagari, Kannada, Tamil Grantha and Malayalam (Refer Figure 6). We find several predominantly Tigalari manuscripts that use multiple scripts (Refer Figures 8, 9). The commonly found scripts in such manuscripts are Kannada and Nandinagari.

2 History of Tigalari Script

There is a lack of material/research available for accurately dating the introduction of this script to these regions and the reasons for doing so when there were several other scripts that were actively used here at the time to write Sanskrit.

In a few of the older manuscript examples found so far, we come across the notable philosopher and god man Madhwacharya's student Hrishiksha Teertha recording Madhwa's teachings using this script. These manuscripts are called *Sarvamoola Grantha* or the root books.⁷ From this, based on the time-period that Madhwacharya might have been alive, we can comfortably come to the conclusion that Tulu script was being actively used in this region from at least 1300 CE.

It is commonly stated by those who have studied this script that due to geographic isolation of this region created by the western ghats to the east and the Arabian sea to its

6 Tulu books : Kaveri, Ramayana, Bhagavato, Mahabharato, Devi Mahatmyam
Kannada Books : Vamanajayanti anantavratam, Gramapaddhati, Yajnavalkya vyavaharadhiyaya, Surya-chandra grahan-adhyaya, Gokarna Mahatmyam (Note : Keladi Museum: Descriptive catalogue of Tigalari manuscripts records several Tigalari script, Kannada language books. On inspection of a couple of these manuscripts, they appeared to contain Kannada script along with Tigalari and not Kannada language (the language was Sanskrit). Awaiting scans for the manuscripts listed here currently not available in the Museum.)

7 <http://www.sciencedaily.com/releases/2006/09/060919102046.htm>

west, Tigalari further evolved independently from the Chola Grantha Script.⁸ Besides this, if you take into account several prominent character constructions it retains from the Chola Grantha script and the fact that it was a fully formed script when it was used in *Sarvamoola Grantha*, it seems possible that Tigalari might have existed at-least a century before Madhwa.⁹

The regions where Tigalari was used have been centres of learning for centuries and still continues to have high levels of literacy. It naturally follows that the manuscripts written in these regions; majority of which are in Tigalari script; to be of great literary and scientific value. These manuscripts cover a wide range of subjects such as: medicine, various sciences, Vedas, Sutras, Upanishads, mathematical formulae, daily accounts, astronomy, aesthetics and philosophy to name a few.

Historically, the rulers of these regions were subordinates of the larger Kannada kingdoms and they used Kannada script for official purposes. It's probably because of this along with political motivations, and economic reasons that the Basel Missionaries, who were aware of its use and having studied this script closely, thought it best to use Kannada script over Tigalari.

3 Current Situation

Tuḷu Sahitya academy, a cultural wing of the Government of Karnataka, has introduced Tuḷu language and Tigalari in schools across the Mangalore and Udupi districts. The text books for Tulu are currently in Kannada script. They are however trying to re-introduce Tigalari (called Tulu script here) by providing instructional manuals to learn this script (Refer Figure 45). A few workshops¹⁰ conducted by them in the previous years to teach Tigalari were well attended. They have also published 'Tuḷu script' lessons on their website to popularise it.¹¹ Due to this increased interest in Tigalari, there is a pressing need to have a Unicode compliant Typeface that will enable its use both in print and web.

In *the Tulu speaking regions*, Tigalari is in continuous use for several ritual purposes like writing birth charts, creating charms and *Mandalas* (during *Yajña*) or for reciting/memorising religious scriptures (*Pārāyaṇa*) from manuscripts that have been handed down generations. Making new copies of the ancestral manuscripts is considered meritorious and several copies of the same manuscript are commonly found. The religious heads of the eight Mutts (*Ashta matha*) of Udupi (established over 800 years ago) have been traditionally forbidden to use any script apart from Tigalari. Due to this, we see their signatures in this script to this day (Refer Figure 9). We also find large collections of Tigalari manuscripts in these Mutts and the

8 Rev. Burnell (EOSIP Pg. 41, 42) ascribes this script to about 8th or 9th Centuries AD and goes on to analyse the characteristic features this script and compares it with the Chola Grantha script.

9 Several stone inscriptions found in Udupi Taluk and Kadargod are currently being examined and are tentatively dated to mid 12th century based on the name references.

10 Tuḷu Script workshops are also held at Poornaprajna Vidyapeetha, Bangalore, which is affiliated to Karnataka Sanskrit University. Poornaprajna Vidyapeetha and Udupi Mutts house several scholars in Sanskrit and Tuḷu languages who also know Tigalari. Many of the old Tigalari manuscripts are serving as materials of study for Ph.D. students.

11 <http://www.tuluacademy.org/en/category/tulu-alphabets/> There are several errors in representing Tigalari in this primer and therefore cannot be used as a reference.

A Tigalari font was released by the Tulu Sahitya Academy under the name 'Tulu script Unicode Version' on 15 September 2014. This font built on Malayalam code-points. This font, despite being an interesting experiment, does not function properly to support Tigalari for academic use. It does not take advance of the advances in type technology available today that enables better representation of alternate forms and complex character constructions. Also, the font reflects a lot of contemporary Malayalam script influences in its typographic interpretation.

students are taught this script by following the lines in the manuscript as the teacher recites. Over time, one begins to recognise the characters for the sounds they stand for.

Apart from this, there are several religious and government bodies who have undertaken large-scale conservation and digitisation of the Tegalari manuscripts. A working typeface for Tegalari is an immediate requirement for archival, research and documentation purposes.

4 Proposal History

This proposal is a revision of the draft proposal titled “Preliminary proposal for encoding the Tuḷu script in the SMP of the UCS”, submitted on 2011-04-22 by Michael Everson.

Since this is an attempt at standardizing Tegalari for the first time in a formal manner, the characters cited there have been re-visited and at times revised after careful examination of primary sources. The glyph forms presented here are the normalized/standardized version of the script based on research into various sources.

5 Structure

Tegalari is an alpha syllabic script belonging to the Brahmic family where each letter carries an inherent schwa vowel. This vowel is commonly referred to as the vowel 'A' or [ə] in the IPA. Its orthography is similar to Grantha¹² and Malayalam scripts (Refer Figure 6). Today, majority of the Tegalari script users are well versed in Kannada/Malayalam and Devanagari scripts. Because of this, the switch will be mostly between these scripts and Tegalari.

Total number of proposed characters¹³: 90

5.1 Vowels (*Swarakshara*)

Tegalari has 16 independent vowels or *Swarakshara* which includes 2 diphthongs (TIGALARI LETTER AI & TIGALARI LETTER AU) along with *Anuswara* and *Visarga*. Keeping with the structure of Indic proposals, *Anuswara* and *Visarga* are discussed under Section 8.1. It needs to be noted here that many scholars of the Tulu speaking region recognise retroflex vowels U (ೞ), UU (ೞ), E (ೞ) and EE (ೞ) as *Swarakshara* (discussed under Section 5.4). The Tegalari vowels are to be encoded atomically in Unicode even if they can be analysed visually as consisting of multiple parts. For example, Tegalari Letter AI (ೞ) does not decompose as Tegalari Vowel Sign EE (ೞ) + Tegalari Letter EE (ೞ). Instead, Tegalari Letter AI (ೞ) will have a separate unique Unicode value. This behaviour is similar to the vowel letter behaviour in Malayalam¹⁴.

12 Throughout this document, 'Grantha', when used alone, refers to the modern Grantha script (U+11300–U+1137F).

13 A link for Tegalari orthography adopted by Tulu Sahitya Academy for instructional purposes : <http://www.tuluworld.org/dictionary/cgi-bin/web/html/Alphabets.pdf>.

14 Refer to Table 12-30 for Malayalam in The Unicode Standard 9.0 (TUS).

| | |
|-------------------------------|---|
| TIGALARI LETTER A (a) | 𑒀 |
| TIGALARI LETTER AA (ā) | 𑒁 |
| TIGALARI LETTER I (i) | 𑒂 |
| TIGALARI LETTER II (ī) | 𑒃 |
| TIGALARI LETTER U (u) | 𑒄 |
| TIGALARI LETTER UU (ū) | 𑒅 |
| TIGALARI LETTER VOCALIC R (ṛ) | 𑒆 |
| TIGALARI LETTER EE (ē) | 𑒇 |
| TIGALARI LETTER AI (ai) | 𑒈 |
| TIGALARI LETTER OO (ō) | 𑒉 |
| TIGALARI LETTER AU (au) | 𑒊 |

TIGALARI LETTER VOCALIC RR (ṛṛ) & TIGALARI LETTER VOCALIC L (ḷ) are rare and are mostly found in the Sanskrit language *Shakta* texts as *Bijakshara*. The long syllabic lateral: TIGALARI LETTER VOCALIC LL (ḷḷ) is found only nominally in the alphabet¹⁵. It gets an honorary mention in the lexicon as a *Bijakshara* and doesn't appear otherwise.

| | |
|---------------------------------|---|
| TIGALARI LETTER VOCALIC RR (ṛṛ) | 𑒋 |
| TIGALARI LETTER VOCALIC L (ḷ) | 𑒌 |
| TIGALARI LETTER VOCALIC LL (ḷḷ) | 𑒍 |

TIGALARI LETTER O & TIGALARI LETTER E are not present in the traditional Tegalari orthography. These two characters are essential for writing Tulu and Kannada languages. We see some initial attempts to introduce these characters for Tegalari in-order to write in Tulu language (Figures 42, 43 & 44). It is useful to have these characters and their equivalent vowel signs encoded for the Tulu audience who are already using this script as a part of the language and script revival exercise.

On a similar note, there were suggestions in Grantha for using the 'Virama' to denote short e/o¹⁶. The reasons for not adopting this practice and proposing separate characters (illustrated below) for Tegalari is discussed further under *Virama*, Section 5.4. TIGALARI LETTER O & TIGALARI LETTER E seen here have not been in previous use and have been created by the author based on discussions and careful study of the structure of Tegalari glyph shapes.

15 The debate on whether or not to add vocalic LL character to the Sanskrit alphabet has been going on since the time of Paanini. It is he who supposedly introduced this character. Prominent Sanskrit grammarians like Apishali have questioned the existence of this. Despite this, vocalic LL needs to be encoded as this character exists in the Tegalari manuscripts. (Ref : Emeneau, M. B. "The Nasal Phonemes of Sanskrit." *Language*, vol. 22, no. 2, 1946, pp. 86. JSTOR, www.jstor.org/stable/410341.)

16 <http://unicode.org/L2/L2011/11034-dravidian-grantha.pdf>

| | |
|-----------------------|---|
| TIGALARI LETTER O (o) | ೞ |
| TIGALARI LETTER E (e) | ಞ |

5.2 Dependent Vowel Signs

All independent *Swarakshara* have their corresponding dependent vowel signs except for TIGALARI LETTER A (inherent). These signs combine before, after, above and below other consonants/ conjuncts, replacing the final inherent vowel 'A'. A single vowel sign attaches to a consonant/ cluster. TIGALARI VOWEL SIGN AA is seen combining with other independent vowels in a few manuscripts to indicate the elongation of the shorter vowels¹⁷. This behaviour of 'aa' as a vowel lengthening sign should be supported by rendering engines. The vowel signs' decomposition is similar to their Malayalam counterparts.

Right spacing vowel signs :

Vowel signs AA, I & II are placed to the right of a character/conjunct.

| | | | | |
|----------------------------|---|----|---|------|
| TIGALARI VOWEL SIGN AA (ā) | ಠ | | | |
| ಠ | = | ಠ | + | ಠ |
| KAA | | KA | | A-vs |

| | | | | |
|---------------------------|---|----|---|------|
| TIGALARI VOWEL SIGN I (i) | ಠ | | | |
| ಠ | = | ಠ | + | ಠ |
| KAA | | KA | | I-vs |

| | | | | |
|----------------------------|---|----|---|-------|
| TIGALARI VOWEL SIGN II (ī) | ಠ | | | |
| ಠ | = | ಠ | + | ಠ |
| KAA | | KA | | II-vs |

Vowel signs re-ordered to the left of the base character :

Tigalari vowel signs E, EE & AI re-order; appearing before a character/conjunct. TIGALARI VOWEL SIGN E is a recent introduction and the representative glyph seen here is recommended by the author based on the behaviour of other similar Tigalari characters.

| | | | | |
|---------------------------|---|----|---|------|
| TIGALARI VOWEL SIGN E (e) | ಠ | | | |
| ಠ | = | ಠ | + | ಠ |
| KE | | KA | | E-vs |

| | | | | |
|----------------------------|---|----|---|-------|
| TIGALARI VOWEL SIGN EE (ē) | ಠ | | | |
| ಠ | = | ಠ | + | ಠ |
| KEE | | KA | | EE-vs |

17

This behaviour is seen in old Kannada manuscripts as-well. For example : U (ಉ)+ AA vowel mark (ಃe) = UU (ಉಃe)

TIGALARI VOWEL SIGN AI (ai) ీ

$\text{KAI} = \text{KA} + \text{AI-vs}$
 ీ = ీ + ీ

For the TIGALARI AI LENGTH MARK (ꣳ) U+113C8 should be used.

ీ IS NOT ీ + ీ
 ీ-vs ≠ ీ-vs ీ-vs

Two part vowel signs :

Vowel signs O, OO & AU are two part vowel signs that appear both before and after a character/conjunct and would also require re-ordering. The behaviour of Tigalari two part vowels are similar to Malayalam two part vowels with an exception of TIGALARI VOWEL SIGN AU. Here, the character that appears to the left of the base glyph is not similar to the TIGALARI VOWEL SIGN E like found in Malayalam but is similar to the TIGALARI VOWEL SIGN EE.

TIGALARI AU LENGTH MARK (ꣳ) is encoded separately similar to TAMIL AU LENGTH MARK U+0BD7. It is to be noted here that unlike MALAYALAM AU LENGTH MARK U+0D57, in Tigalari, this mark is not to be used in isolation. ꣳ mark is used primarily to render the two part TIGALARI VOWEL SIGN EE. TIGALARI VOWEL SIGN O is a recent introduction. The representative glyph seen here is recommended by the author. It is based on the structure and behaviour of Tigalari script.

Similar to Malayalam, the normalised form of two part vowels require for a equivalent combination of two component vowel sign code points to render them accurately. To avoid confusion, a single code point which appears after the base consonant should be assigned to this combination of code points that form a single two part vowel sign. The equivalence decomposition information for the rendering engines is as follows :

$\text{O-vs} \equiv \text{E-vs} + \text{A-vs}$
 $\text{OO-vs} \equiv \text{EE-vs} + \text{A-vs}$
 $\text{AU-vs} \equiv \text{EE-vs} + \text{AU-length mark}$

TIGALARI VOWEL SIGN O (o) ీ

$\text{KO} = \text{KA} + \text{O-vs}$
 ీ = ీ + ీ

TIGALARI VOWEL SIGN OO (ō) ీ

$\text{KOO} = \text{KA} + \text{OO-vs}$
 ీ = ీ + ీ

TIGALARI VOWEL SIGN AU (au) ౠ

$$\begin{array}{c} \text{K} \text{A} \text{U} \\ | \\ \text{K} \text{A} \end{array} = \begin{array}{c} \text{K} \text{A} \\ | \\ \text{K} \text{A} \end{array} + \begin{array}{c} \text{A} \text{U} \text{-vs} \\ | \\ \text{A} \text{U} \text{-vs} \end{array}$$

Vowel signs placed below and to the right; ligating :

Tigalari vowel signs U, UU, vocalic R & vocalic RR are rendered as ligatures. TIGALARI VOWEL SIGN U & TIGALARI VOWEL SIGN UU change their shape depending on the consonant they combine with (Refer Figures 11 and 38)¹⁸.

TIGALARI VOWEL SIGN U (u) ౡ ౢ ౣ ౤ (Default form : ౤)

$$\begin{array}{c} \text{K} \text{U} \\ | \\ \text{K} \text{U} \end{array} = \begin{array}{c} \text{K} \text{A} \\ | \\ \text{K} \text{A} \end{array} + \begin{array}{c} \text{U} \text{-vs} \\ | \\ \text{U} \text{-vs} \end{array}$$

$$\begin{array}{c} \text{K} \text{U} \\ | \\ \text{K} \text{U} \end{array} = \begin{array}{c} \text{K} \text{A} \\ | \\ \text{K} \text{A} \end{array} + \begin{array}{c} \text{U} \text{-vs} \\ | \\ \text{U} \text{-vs} \end{array} \text{ (alternate form)}$$

$$\begin{array}{c} \text{C} \text{H} \text{U} \\ | \\ \text{C} \text{H} \text{U} \end{array} = \begin{array}{c} \text{C} \text{H} \text{A} \\ | \\ \text{C} \text{H} \text{A} \end{array} + \begin{array}{c} \text{U} \text{-vs} \\ | \\ \text{U} \text{-vs} \end{array}$$

$$\begin{array}{c} \text{K} \text{H} \text{U} \\ | \\ \text{K} \text{H} \text{U} \end{array} = \begin{array}{c} \text{K} \text{H} \text{A} \\ | \\ \text{K} \text{H} \text{A} \end{array} + \begin{array}{c} \text{U} \text{-vs} \\ | \\ \text{U} \text{-vs} \end{array}$$

TIGALARI VOWEL SIGN UU (ū) ౥ ౦ (Default form : ౦)

$$\begin{array}{c} \text{C} \text{H} \text{U} \text{U} \\ | \\ \text{C} \text{H} \text{A} \end{array} = \begin{array}{c} \text{C} \text{H} \text{A} \\ | \\ \text{C} \text{H} \text{A} \end{array} + \begin{array}{c} \text{U} \text{U} \text{-vs} \\ | \\ \text{U} \text{U} \text{-vs} \end{array}$$

$$\begin{array}{c} \text{K} \text{H} \text{U} \text{U} \\ | \\ \text{K} \text{H} \text{A} \end{array} = \begin{array}{c} \text{K} \text{H} \text{A} \\ | \\ \text{K} \text{H} \text{A} \end{array} + \begin{array}{c} \text{U} \text{U} \text{-vs} \\ | \\ \text{U} \text{U} \text{-vs} \end{array}$$

TIGALARI VOWEL SIGN VOCALIC R (r) ౧

$$\begin{array}{c} \text{K} \text{R} \text{U} \\ | \\ \text{K} \text{A} \end{array} = \begin{array}{c} \text{K} \text{A} \\ | \\ \text{K} \text{A} \end{array} + \begin{array}{c} \text{Vocalic RR} \text{-vs} \\ | \\ \text{Vocalic RR} \text{-vs} \end{array}$$

TIGALARI VOWEL SIGN VOCALIC RR (ř) ౨


$$\begin{array}{c} \text{K} \text{R} \text{U} \text{U} \\ | \\ \text{K} \text{A} \end{array} = \begin{array}{c} \text{K} \text{A} \\ | \\ \text{K} \text{A} \end{array} + \begin{array}{c} \text{Vocalic RR} \text{-vs} \\ | \\ \text{Vocalic RR} \text{-vs} \end{array}$$




18 For more information on this behaviour, refer : Comments on encoding the Tigalari script - Srinidhi A & Sridatta A - L2/17-182, 2.1 Contextual vowel signs of U and UU, Page 7. (<http://www.unicode.org/L2/L2017/17182-tigalari-cmt.pdf>)


Vowel L & LL signs placed below & right ligating :




It is to be noted here that the frequency of these two characters are extremely low. Vocalic LL vowel mark is added directly below the consonant it's combining with. Vocalic L in Tigalari has two¹⁹ alternate forms.

1. Placed directly below :

TIGALARI VOWEL SIGN VOCALIC L (᳚) 


 =  + 
 |KLU |KA |Vocalic L-vs




TIGALARI VOWEL SIGN VOCALIC LL (᳛) 

 =  + 
 |KLUU |KA |Vocalic LL-vs

2. Placed below and to the right; ligating :

This form was recorded by Venkataraja Puninchathaya and looks like the combining form of TIGALARI LETTER LA + *Virama* ligature. While the TIGALARI LETTER LA + *Virama* combination can be used here, it is recommended not to as the characters are not canonically equal. These alternate forms of the Vocalic L vowel sign can be handled using the same logic as the alternate forms of post-base consonants (as a font variation).

TIGALARI VOWEL SIGN VOCALIC L (᳚) 

 =  + 
 |KLU |KA |Vocalic L-vs (alternate form)

5.3 Consonants & Semi-vowels (Vyanjanakshara)

Consonants and semi-vowles together constitute *Vyanjanakshara*. Consonants in Tigalari script orthography are traditionally laid-out in a phonetic order similar to other Indic scripts.

| Consonants (25) | Un-aspirated | Aspirated | Nasals |
|-------------------------|--|------------|--------|
| Guttural | KA, GA | KHA, GHA | NGA |
| Palatal | CA, JA | CHA, JHA | NYA |
| Retroflex | TTA, DDA | TTHA, DDHA | NNA |
| Dental | TA, DA | THA, DHA | NA |
| Labial | PA, BA | PHA, BHA | MA |
| Semi-vowels (11) | YA, RA, RRA, LA, VA, SHA, SSA, SA, HA, LLA, LLLA | | |

¹⁹ A third option exists where the vocalic L and vocalic LL marks are placed placed above the base and to the right (᳚᳛ & ᳛᳚). This behaviour is seen in only one manuscript so-far and therefore not mentioned here.

All *Vyanjanakshara* have an equivalent post-base form called *Adi vottu*²⁰. The behaviour of *Adi vottu* is further discussed under Section 5.5

| | CONSONANTS | POST-BASE / BELOW-BASE FORMS |
|----------------------------|------------|---------------------------------|
| TIGALARI LETTER KA (ka) | ක | ක |
| TIGALARI LETTER KHA (kha) | භ | භ |
| TIGALARI LETTER GA (ga) | ග | ග |
| TIGALARI LETTER GHA (gha) | ඝ | ඝ |
| TIGALARI LETTER NGA (ṅa) | ඟ | ඟ |
| TIGALARI LETTER CA (ca) | ච | ච |
| TIGALARI LETTER CHA (cha) | ඡ | ඡ |
| TIGALARI LETTER JA (ja) | ඣ | ඣ |
| TIGALARI LETTER JHA (jha) | ඤ | ඤ |
| TIGALARI LETTER NYA (ṅa) | ඟ | ඟ |
| TIGALARI LETTER TTA (ṭa) | ඨ | ඨ |
| TIGALARI LETTER TTHA (ṭha) | ඩ | ඩ |
| TIGALARI LETTER DDA (ḍa) | ඪ | ඪ |
| TIGALARI LETTER DDHA (ḍha) | ණ | ණ |
| TIGALARI LETTER NNA (ṇa) | ඬ | ඬ |
| TIGALARI LETTER TA (ta) | ත | ත |
| TIGALARI LETTER THA (tha) | ඳ | ඳ |
| TIGALARI LETTER DA (da) | ද | ද |
| TIGALARI LETTER DHA (dha) | ධ | ධ |
| TIGALARI LETTER NA (na) | න | න |
| TIGALARI LETTER PA (pa) | ප | ප |
| TIGALARI LETTER PHA (pha) | ඵ | ඵ |
| TIGALARI LETTER BA (ba) | භ | භ |
| TIGALARI LETTER BHA (bha) | ඞ | ඞ |
| TIGALARI LETTER MA (ma) | ම | ම |

20 The term '*adi vottu*' is borrowed from Kannada.

| | SEMI-VOWELS | POST-BASE / BELOW-BASE FORMS |
|--------------------------|-------------|---------------------------------|
| TIGALARI LETTER YA (ya) | ೞ | ೞ |
| TIGALARI LETTER RA (ra) | ರ | ರ |
| TIGALARI LETTER LA (la) | ಲ | ಲ |
| TIGALARI LETTER VA (va) | ಁ | ಁ |
| TIGALARI LETTER SSA (śa) | ಷ | ಷ |
| TIGALARI LETTER SHA (ṣa) | ಶ | ಶ |
| TIGALARI LETTER SA (sa) | ಸ | ಸ |
| TIGALARI LETTER HA (ha) | ಹ | ಹ |
| TIGALARI LETTER LA (ḷa) | ಱ | ಱ |

Tigalari has two characters that represent the Dravidian sounds : LLLA and RRA (*Shakata Repha*). These two characters are rare and are mostly found in Kannada (language) manuscripts (Refer Figures 10). It is due to the discovery of these two borrowed Dravidian phonemes in Tigalari manuscripts studied so far that a space for the TIGALARI LETTER NNNA is reserved.

| | | |
|---------------------------|---|---|
| TIGALARI LETTER LLLA (ḷa) | ೞ | ೞ |
| TIGALARI LETTER RRA (ra) | ೞ | ೞ |

5.4 Virama

The three prominent characteristics of the *Virama* are : to create conjuncts, to suppress the inherent vowel 'A' and to represent the retroflex vowels U, UU, E and EE.

Virama behaviour between two consonants creating a conjunct character is similar to other Indic scripts.

$$\begin{array}{ccccccc}
 \text{കു/കവ} & = & \text{ക} & + & \text{്} & + & \text{വ} \\
 |KMA & & |KA & & |virama & & |MA
 \end{array}$$

We also find the *Virama* sign representing two distinct sounds in Tigalari similar to Malayalam :

1. Suppress inherent vowel 'A' :

$$\begin{array}{ccccccc}
 \text{ധ്} & = & \text{ധ} & + & \text{്} & & \\
 |DH & & |DHA & & |virama & &
 \end{array}$$

2. Represent short Un-rounded 'u/uu' similar to *Samvrukaram* in Malayalam script when combined with vowel/vowel mark A, AA, U or UU and Retroflex 'E/EE'²¹ sounds when combined with vowel/vowel mark E or EE.²² These sounds are very common in Tulu language. It is therefore recommended to support this unique behaviour in Tigalari script.

Combining the *Virama* with vowels/vowel marks A & AA despite its phonetic inaccuracy needs to be used as default combination for this representation simply because the combinations with A and AA forms have been well accepted and are sometimes seen used in Tulu language manuscripts²³. However, this practice of adding the *Virama* mark after vowels/vowel marks U & UU are commonly used in Malayalam script today. I would recommend adding this behaviour to Tigalari as-well. This will allow for this combination to occur for those who are more comfortable using the phonetically correct behaviour.




























A ZWNJ character can be used after the *Virama* to avoid forming conjuncts that would naturally follow. Its also because of the presence of these characters that the *Virama* cannot be added to TIGALARI LETTER EE & TIGALARI LETTER OO to form their respective shorter (*Hrsva*) forms. At a later date, when the script behaviour for these phonemes are standardised, it is recommended to encode them as separate glyphs similar to U+090D (ँ), U+0945 (ँ), U+0911 (अँ) and U+0949 (ँ) in Devanagari.

| | | | | | | |
|------------------------|---|-------|---|--------|---|--------|
| ൗ | = | ൗ | + | ँ | | |
| Short un-rounded U | | A | | virama | | |
| ൠ | = | ൠ | + | ँ | | |
| Short un-rounded U | | U | | virama | | |
| ൡ | = | ൡ | + | ँ | | |
| Short un-rounded U-vs | | U-vs | | virama | | |
| ൢ | = | ൢ | + | ൡ | + | ँ |
| kṷ | | KA | | U-vs | | virama |
| ൣ | = | ൣ | + | ँ | | |
| Short un-rounded UU | | AA | | virama | | |
| ൤ | = | ൤ | + | ँ | | |
| Short un-rounded UU-vs | | AA-vs | | virama | | |
| ൥ | = | ൥ | + | ൤ | + | ँ |
| kṸ | | KA | | AA-vs | | virama |
| ൦ | = | ൦ | + | ँ | | |
| Short un-rounded UU | | UU | | virama | | |

21 Tulu Language: ൠ. Both J. Brigel and A. Männer state that this character is pronounced like 'e' in the French 'je'. If so, its phonetic value may be [œ]. However, if it is like Malayalam "half-u", then [ə] or [i] may be a better description. Bhat describes this phoneme as /u/. In the Kannada script, Brigel and Männer used a '*Virama*', ൠ, to denote this vowel. Bhat goes on to say, a '*telakaṭṭu*' (*Virama*) is used for this purpose. (Source: Wikipedia) (Further reading: William Bright 1972, The Enunciative Vowel, International Journal of Dravidian Linguistics 1.1, 26-5., http://www.ling.ohio-state.edu/~mielke/papers/Mielke_diss.pdf)

22 These retroflex vowels are used extensively in Tulu language. <http://www.unicode.org/L2/L2012/12203-kannada-tulu.pdf> discusses this behaviour in Kannada script that is already adopted and in use.







23 This issue of representing *Virama* in the Kannada script is presented in the proposal : <http://www.unicode.org/L2/L2012/12203-kannada-tulu.pdf> . The resolution of this issues with ZWNJ can be applied to Tuḷu script as-well.

| | | | | | | |
|--|---|---|---|--|---|---|
|  Short un-rounded UU-vs | = |  UU-vs | + |  virama | | |
|  kū | = |  KA | + |  UU-vs | + |  virama |
|  Retroflex E | = |  E | + |  virama | | |
|  Retroflex E-vs | = |  E-vs | + |  virama | | |
|  kē | = |  KA | + |  E-vs | + |  virama |
|  Retroflex EE | = |  EE | + |  virama | | |
|  Retroflex EE-vs | = |  EE-vs | + |  virama | | |
|  kē | = |  KA | + |  EE-vs | + |  virama |

Tigalari script has two *Virama* forms (similar to Malayalam script in their appearance but does not follow the behaviour exactly). Both the forms of *Virama* are found in Tigalari manuscripts as seen in Figure 14. There is no need to encode these forms separately like Malayalam does. Tigalari was used primarily to write the Sanskrit language. These two forms of *Virama* used in manuscripts are compatible and serves to represent : (a.) the schwa sounds discussed in the previous page and (b.) as a vowel suppressant.

1. *Ligature form :*

The *Virama* ligature curves upwards and outwards from the final stem of a character it combines with and are completable to their non-ligated sequence. Currently, we know of this form of *Virama* occurring with letters KA, TTA, TA & NA²⁴ (Refer Figure 14). Adding a *Virama* would have to create their respective ligature forms with these characters (default forms for these consonant + *Virama* combination).

| | | | | |
|--|---|---|---|--|
|  K | = |  KA | + |  virama |
|  TT | = |  TTA | + |  virama |

24 There are a few rare examples of GA+*Virama* ligature as indicated by Srinidhi. This ligature is not included here as its very similar to SHA+*Virama* form and can lead to confusion. Similar to Malayalam, NNA, RA & SHA ligature forms with *Virama* might also exist. These can be added at a later date as an alternate form in the font if found. However, they will not be default forms as they would be rare. These two issues need to be resolved in the future after careful study.

$$\begin{array}{lcl}
 \text{ത} & = & \text{ത} + \text{്} \\
 |T & & |TA \quad |virama \\
 \\
 \text{ന} & = & \text{ന} + \text{്} \\
 |N & & |NA \quad |virama
 \end{array}$$

2. *Semi-circular form* [്]:

The semi-circular—*Candra Virama* form appears to the top right of the base character/cluster. Adding a ZWNJ before the Virama will produce the Candra Virama and stop the next character from combining. Therefore, a ZWNJ added before or after a virama form will break the cluster.

$$\begin{array}{lcl}
 \text{ഖ്} & = & \text{ഖ} + \text{്} \\
 |KH & & |KHA \quad |virama \\
 \\
 \text{കൾ} & = & \text{ക} + \text{്} + \text{‍} + \text{ല} + \text{്} \\
 |K\text{U}L\text{U} & & |KA \quad |virama \quad |ZWNJ \quad |LA \quad |virama \\
 \\
 \text{ക്ൾ} & = & \text{ക} + \text{‍} + \text{്} + \text{ല} + \text{്} \\
 |K\text{U}L\text{U} & & |KA \quad |ZWNJ \quad |virama \quad |LA \quad |virama
 \end{array}$$

Word Example : **അക്ൾ** (Tulu : AKULU / Eng. : Them)

Virama Character Order :

Virama character always appears at the end of and to the top right of a cluster.

$$\begin{array}{l}
 \text{Consonant (}\omega\text{)} \rightarrow \text{Vowel Sign (}\text{ാ}\text{)} \rightarrow \text{Virama (}\text{്}\text{)} = \omega\text{്} \\
 \text{Consonant (}\omega\text{)} \rightarrow \text{Vowel Sign (}\text{ീ}\text{)} \rightarrow \text{Virama (}\text{്}\text{)} = \omega\text{്}
 \end{array}$$

5.5 Ligatures :

A maximum of four consonant/semi-vowel characters can be found in Tagalari manuscripts that form a ligature. Similar to Grantha and old style Malayalam scripts, we find a large number of ligature forms across Tigalari manuscripts. One can assume that character clusters which were easy to write in a single continuous stroke without lifting the stylus/chisel ended-up as ligatures. There are a few Tigalari ligatures that have varying behaviours across manuscripts as illustrated in an example below²⁵. It is hard to come to a consensus and identify a definitive conjunct/ligature set or shape for this script as of now. The alternate forms of ligatures can be handled using the open-type feature—stylistic sets while making the font.

$$\begin{array}{lcl}
 \text{ജ്ജ} & = & \text{ജ} + \text{്} + \text{ജ} \text{ (Stylistic Set 1)} \\
 |JJA & & |JA \quad |virama \quad |JA \\
 \\
 \text{ജ്ജ} & = & \text{ജ} + \text{്} + \text{ജ} \text{ (Stylistic Set 2)} \\
 |JJA & & |JA \quad |virama \quad |JA
 \end{array}$$

25 Further study into this subject is required.

The Malayalam model of adding a ZWJ character before the *Virama* to display the alternate ligature shape can be employed²⁶ for Tigalari as-well. In the example below, adding a ZWJ before the virama form calls the alternate form as defined by the font :

$$\begin{array}{l}
 \text{ശശാ} = \text{ശ} + \overset{\circ}{\text{ാ}} + \text{ശ} \text{ (Default form)} \\
 \text{|JJA} \quad \quad \quad \text{|JA} \quad \quad \quad \text{|virama} \quad \text{|JA} \\
 \\
 \begin{array}{l} \text{ശ} \\ \text{ശ} \end{array} = \text{ശ} + [\text{ZWJ}] + \overset{\circ}{\text{ാ}} + \text{ശ} \text{ (Alternate Form)} \\
 \text{|JJA} \quad \quad \quad \text{|JA} \quad \quad \quad \text{|zwj} \quad \quad \quad \text{|virama} \quad \text{|JA}
 \end{array}$$

There are four basic types of ligatures in Tigalari :

1. Consonant/Semi-Vowel + Consonant(s)/Semi-Vowel(s) = Conjunct
2. Consonant / Conjunct/Semi-Vowel + Vowel Sign
3. Consonant/Conjunct/Semi-Vowel + Special Character
4. Ligating Special Characters

1. **Consonant/Semi-Vowel + Consonant(s)/Semi-Vowel(s) = Conjunct :**

Consonants and semi-vowels in most cases have a corresponding post-base form that look similar to the independent consonant/semi-vowel that sits vertically centred below the base character (ശ). These characters form vertical conjunct stacks with combining *vottu* forms. These post-base character(s) are represented at the same size as their corresponding base glyphs. These below-base forms are not reduced in size to save inter-linear space or to improve the overall texture. This practice however might change over time as reflected in reformed Malayalam or Grantha typefaces. The conjunct forms can be defined at the font level. Stacking forms can be used where the ligature forms are not available.

Vertical stacking of conjunct forms is the default behaviour unless the font provides for an alternate rendering of a ligating form.

$$\begin{array}{l}
 \text{ശ} \\ \text{ന} \end{array} = \text{ശ} + \overset{\circ}{\text{ാ}} + \text{ന} \\
 \text{|JHNA} \quad \quad \quad \text{|JHA} \quad \quad \quad \text{|virama} \quad \text{|NA}$$

Consonants/semi-vowels can combine horizontally, vertically or have a combination of both in Tagalari. Sometimes the same conjunct can have both these ways of ligating as seen above in the case of JJHA. It is commonly found that the characters which have their final stem turning downwards and ending at the baseline form horizontal ligatures with characters that begin with upward strokes.

$$\begin{array}{l}
 \text{കക} = \text{ക} + \overset{\circ}{\text{ാ}} + \text{ക} \\
 \text{|KKA} \quad \quad \quad \text{|KA} \quad \quad \quad \text{|virama} \quad \text{|KA} \\
 \\
 \text{നകത} = \text{ന} + \overset{\circ}{\text{ാ}} + \text{ക} + \overset{\circ}{\text{ാ}} + \text{ത} \\
 \text{|NKTA} \quad \quad \quad \text{|NGA} \quad \quad \quad \text{|virama} \quad \text{|KA} \quad \quad \quad \text{|virama} \quad \text{|TA}
 \end{array}$$

²⁶ As recommended in the document : L2/16-342. Recommendations to UTC #149 November 2016 on Script Proposal. Malayalam ZWJ ligature switch behaviour is discussed in The Unicode Standard 9.0 (TUS) (p.502)

There are always exceptions to these general patterns :

$$\begin{array}{c} \text{ꣳꣳ} \\ \text{| LLLA} \end{array} = \begin{array}{c} \text{ꣳ} \\ \text{| LLA} \end{array} + \begin{array}{c} \text{ꣳ} \\ \text{| virama} \end{array} + \begin{array}{c} \text{ꣳ} \\ \text{| LLA} \end{array}$$

The characters that have their final stem turning upwards form vertical ligatures with other characters of the same kind :

$$\begin{array}{c} \text{ꣳ}^{27} / \text{ꣳ} \\ \text{| CCA} \end{array} = \begin{array}{c} \text{ꣳ} \\ \text{| CA} \end{array} + \begin{array}{c} \text{ꣳ} \\ \text{| virama} \end{array} + \begin{array}{c} \text{ꣳ} \\ \text{| CA} \end{array}$$

A ligature can have both horizontal and vertical combinations based on the same logic. The characters that combine vertically are usually formed at the end of such a ligature.

$$\begin{array}{c} \text{ꣳꣳ} \\ \text{| KSSA} \end{array} = \begin{array}{c} \text{ꣳ} \\ \text{| KA} \end{array} + \begin{array}{c} \text{ꣳ} \\ \text{| virama} \end{array} + \begin{array}{c} \text{ꣳ} \\ \text{| SA} \end{array} + \begin{array}{c} \text{ꣳ} \\ \text{| virama} \end{array} + \begin{array}{c} \text{ꣳ} \\ \text{| SA} \end{array}$$

TIGALARI LETTER MA, TIGALARI LETTER YA, TIGALARI LETTER RA, TIGALARI LETTER LA & TIGALARI LETTER VA have a combining post-base form that is unrelated to their parent shapes. These characters usually form ligatures with the characters they're combing with.

$$\begin{array}{c} \text{ꣳ} / \text{ꣳ} \\ \text{| KMA} \end{array} = \begin{array}{c} \text{ꣳ} \\ \text{| KA} \end{array} + \begin{array}{c} \text{ꣳ} \\ \text{| virama} \end{array} + \begin{array}{c} \text{ꣳ} \\ \text{| MA} \end{array}$$

$$\begin{array}{c} \text{ꣳ} \\ \text{| KYA} \end{array} = \begin{array}{c} \text{ꣳ} \\ \text{| KA} \end{array} + \begin{array}{c} \text{ꣳ} \\ \text{| virama} \end{array} + \begin{array}{c} \text{ꣳ} \\ \text{| MA} \end{array}$$

$$\begin{array}{c} \text{ꣳ} \\ \text{| KRA} \end{array} = \begin{array}{c} \text{ꣳ} \\ \text{| KA} \end{array} + \begin{array}{c} \text{ꣳ} \\ \text{| virama} \end{array} + \begin{array}{c} \text{ꣳ} \\ \text{| RA} \end{array}$$

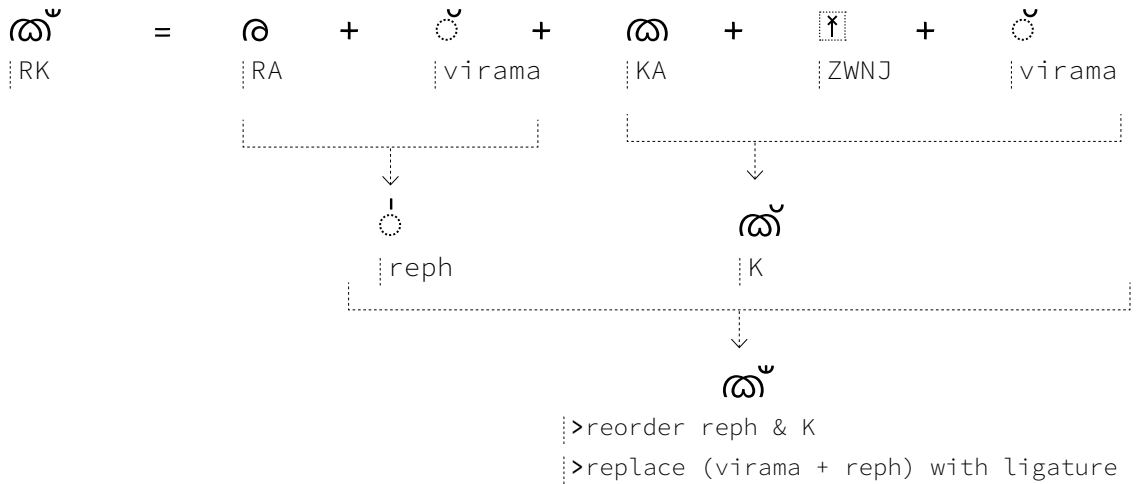
$$\begin{array}{c} \text{ꣳ} \\ \text{| KLA} \end{array} = \begin{array}{c} \text{ꣳ} \\ \text{| KA} \end{array} + \begin{array}{c} \text{ꣳ} \\ \text{| virama} \end{array} + \begin{array}{c} \text{ꣳ} \\ \text{| LA} \end{array}$$

$$\begin{array}{c} \text{ꣳ} \\ \text{| KVA} \end{array} = \begin{array}{c} \text{ꣳ} \\ \text{| KA} \end{array} + \begin{array}{c} \text{ꣳ} \\ \text{| virama} \end{array} + \begin{array}{c} \text{ꣳ} \\ \text{| VA} \end{array}$$

The semi-vowel signs that attach below the baseline in a conjunct cluster are attached to the final character (similar to vowel signs that attach below the baseline).

$$\begin{array}{c} \text{ꣳꣳ} \\ \text{| SSVA} \end{array} = \begin{array}{c} \text{ꣳ} \\ \text{| SA} \end{array} + \begin{array}{c} \text{ꣳ} \\ \text{| virama} \end{array} + \begin{array}{c} \text{ꣳ} \\ \text{| SA} \end{array} + \begin{array}{c} \text{ꣳ} \\ \text{| virama} \end{array} + \begin{array}{c} \text{ꣳ} \\ \text{| VA} \end{array}$$

27 Here the triangular form attached to the bottom right of letter CA is a duplication symbol that also appears with letters BA, VA and YA. This behaviour is not very common in Tigalari and seems to be an influence of Malayalam script.



This *Reph+Virama* ligature follows the character order of *Virama* and not *Reph*.

Consonant (𑌕) → Vowel (𑌐) → Virama (𑌐) + Reph (𑌐) = 𑌖

5.6 Vertical metrics :

Tigalari is seen to have a maximum of six characters in a cluster (Eg.: 𑌕𑌐𑌕𑌐𑌕). Characters that form these clusters come together in several ways making Tigalari a challenging script to build on a font platform that's made primarily for Lain based scripts (Refer Figures 15-17). To avoid the possibility of an infinite vertical stack, a *Virama* character can be used by the font to break a cluster after three vertically stacking consonants/semi-vowels. Tigalari font metrics needs to accommodate up-to six vertical stacks. Below is a representation of this using an abstract character :



6. BASIS FOR GLYPH SHAPES

Historically, Tigalari letter shapes have undergone several changes across various regions, time periods and materials (as is expected with any script). It is therefore possible to represent only the most commonly used forms while also considering the relevance of several later influences of the surrounding script systems like Kannada, Tamil, Grantha, Nandinagari and Malayalam on Tigalari.

The Tigalari script is slowly transitioning from a scribal culture to mass literacy—especially in the context of it being adopted to write the Tulu language. This implies the need for Tigalari to be standardised; keeping in mind its practical uses for archival, literary and educational purposes. Since this is an early attempt at standardisation; there is a possibility of Tigalari evolving quite differently from what is proposed here.

6.1 Alternate Glyph Shapes

Tigalari script has been studied by scholars like Venkataraja Puninchathaya, *Shrii* Bannanje Govindacharya, Keladi Gunda Jois, Dr S R Vighnaraj, *Shrii* Ramanath Acharya and *Shrii* Krishnaraja Bhat to name a few. After having consulted them regarding this issue, several characters clearly seem to have no resolution for the glyph shapes due to the frequency of their occurrence and the presence of several commonly used alternate glyph shapes as seen below. A few of these alternate shapes appear in sets (as seen grouped together under letters A, AA & O, OO). All the instances of alternate shapes can be addressed using stylistic sets (opentype features) and need not be encoded as separate characters. The exception to this being *Alankaara*. *Alankaara* forms have many variations across manuscripts. This is discussed further under Sections 8.2 & 8.7.

Alankaara 

The first glyph (from the left) in the list below is the default form.

Tigalari vowels with alternate forms. :

| | | | | | |
|--------------------------------|----|----|----|----|-------|
| TIGALARI LETTER A (a) | ಅ | | ಞ | | ಞಾ |
| TIGALARI LETTER AA (ā) | ಅಃ | ಅಃ | | ಞಃ | ಞಃ ಞಃ |
| TIGALARI LETTER II (ī) | ಀ | ಀ | | ಀಃ | |
| TIGALARI LETTER UU (ū) | ಁ | ಁ | | ಁಃ | |
| TIGALARI LETTER VOCALIC RR (ṛ) | ಠ | ಠ | | | |
| TIGALARI LETTER OO (ō) | ಌ | | ಌ | | ಌಃ |
| TIGALARI LETTER AU (au) | ಍ | | ಍ಃ | | ಍ಃಃ |

TIGALARI VOWEL SIGN U & TIGALARI VOWEL SIGN UU have varying shapes depending on the glyphs they combine with (Refer Section 5.2) (all these shapes belong the same stylistic set of the font and are not alternate shapes as is the case with the other characters listed in this section) :

| | | | | |
|----------------------------|----|-----|---|---|
| TIGALARI VOWEL SIGN U (u) | ಁ | ಁ | ಁ | ಁ |
| TIGALARI VOWEL SIGN UU (ū) | ಁಃ | ಁಃಃ | | |

TIGALARI VOWEL SIGN VOCALIC RR has two varying styles :

| | | |
|------------------------------------|---|---|
| TIGALARI VOWEL SIGN VOCALIC RR (ṛ) | ಠ | ಠ |
|------------------------------------|---|---|

Consonants and their corresponding below-base forms (*Vattu*) look similar in most cases. The alternate forms of Consonants and their corresponding *Vattu* are listed below :

| | CONSONANTS | POST-BASE / BELOW-BASE FORMS |
|----------------------------|------------|---------------------------------|
| TIGALARI LETTER KHA (kha) | ಀ ಁ | ಀ ಁ ಀ ಁ |
| TIGALARI LETTER GHA (gha) | ಂ ಃ ಄ | ಂ ಃ ಄ ಂ ಃ ಄ |
| TIGALARI LETTER CHA (cha) | ಅ ಆ | ಅ ಆ ಅ ಆ |
| TIGALARI LETTER JHA (jha) | ಇ ಈ | ಇ ಈ ಇ ಈ |
| TIGALARI LETTER NYA (ña) | ಉ ಊ | ಉ ಊ ಉ ಊ |
| TIGALARI LETTER DDA (ḍa) | ಋ ೠ | ಋ ೠ ಋ ೠ |
| TIGALARI LETTER DDHA (ḍha) | ಡ ಢ | ಡ ಢ ಡ ಢ |
| TIGALARI LETTER TA (ta) | ಣ ಥ | ಣ ಥ ಣ ಥ |
| TIGALARI LETTER DA (da) | ಑ ಒ | ಑ ಒ ಑ ಒ |
| TIGALARI LETTER BHA (bha) | ಣ ಳ | ಣ ಳ ಣ ಳ |
| TIGALARI LETTER MA (ma) | ಴ ವ | ಴ ವ ಶ ಷ ಠ ಡ |
| TIGALARI LETTER VA (va) | ಱ ಲ | ಱ ಲ ಳ ಴ ವ |
| TIGALARI LETTER LA (ḷa) | ಱ ಲ | ಱ ಲ ಱ ಲ |
| TIGALARI LETTER RRA (ṛa) | ಱ ಲ | ಱ ಲ ಱ ಲ |

Virama sign has two forms (ಠ & ಠ̣, KA + virama) in Tigalari as discussed under Section 5.4 in detail.

Reph forms a ligature with letters YA (ಱ) and RA (ಱ); discussed under Section 8.5.

7. Digits

The most popular convention is to use the Kannada numeral system along with Tigalari script. It is recommend to use these characters from the Kannada Unicode block: U+0CE6, U+0CE7, U+0CE8, U+0CE9, U+0CEA, U+0CEB, U+0CEC, U+0CED, U+0CEE & U+0CEF (Section 12 requests an extension of this Kannada block).

Similar to Malayalam, Tigalari manuscripts often use letters to represent numbers in the

8. Other / Symbols / Punctuations

| | |
|-------------------------|--|
| Candra Anunaasika | |
| Anuswara | |
| Visarga | |
| Avagraha | |
| Reph | |
| Dandas | |
| Alankaara | |
| Correction mark (Tiddu) | |

8.1. Visarga, Candra Anunaasika, Anuswara

Anunaasika means to pronounce simultaneously through the nose and mouth. It is not pure nasalisation (*Anuswara*). In Tigalari manuscripts, the *Anunaasika* sounds closely follow the Paninyan rules of nasalisation using class consonants. A spacing semicircle also represents the *Anunasika* in Tigalari, similar to Grantha sign *Candrabindu* U+11301³³. The resulting vowel sounds this character affects is produced through both the nose and the mouth, nasalising it in the process (making this an *Anunaasika*). Though this does indicate *Anunaasika*, it would be confusing to call this character *Anunaasika as-well*. The word *Anunaasika* denotes a wider set of behaviours as described above. Also, its not called *Candrabindu* because this character does not have a dot (*Bindu*) in Tigalari. Attestations for this semi-circular (*Candra*) *Anunaasika* form can be found in the document : L2/17-182, Comments on encoding the Tigalari script - Srinidhi A and Sridatta A (5.2 ANUNASIKA, p. 13)³⁴. This character can combine with all vowels/vowel marks.

 =  +  + 
 | ≈K00̃ | KA | 00-vs | candra anunaasika

A pure nasal sound in Tigalari is represented by an *Anuswara*. *Anuswara* means that which follows a vowel (where the vowel sound is not disturbed). *Anuswara* is added to the right of the character it affects.

 =  + 
 | KAM | KA | anuswara

Visarga indicates a voiceless glottal fricative. It is added to the right of the characters it affects.

 =  + 
 | KAHA | KA | visarga

³³ There is a *Candrabindu* form of *Anunaasika* in Tigalari as-well (Refer Figure 28). Its use in Tigalari is rare and experimental. The *Candrabindu* form can be added at a later date (if at all) as an alternate form of *Anunaasika* if more manuscripts containing *Candrabindu* are found where it represents the *Anunaasika* sound.

³⁴ In the document L2/17-182, this character is called *Anunaasika*.

8.2. Alankaara

There are various symbols that appear in Tigalari manuscripts which are collectively referred to as *Alankaara* or *Pushpika*. *Pushpika* is derived from '*Pushpa*', which means 'flower'. A flower can be a ritual offering or a decoration. *Alankaara* means decoration. In this proposal, the word *Alankaara* is used as the word *Pushpika* comes along with several connotations from other scripts that do not necessarily apply to Tigalari.

These *Alankaara* symbols are often elaborately drawn and stand-out on a page. There is no formal rule that dictates their use. These symbols serve several functions besides being purely for decoration. For example :

| | |
|-------|---|
| ୧୧୧୧୧ | When a row of <i>Alankaara</i> symbols appear between two verses, it could indicate an interval of a certain length before reciting the next verse. |
| ୧୧୧୧୧ | The same thing could instead be a pattern used to cover the imperfections on a palm leaf. |
| ୧୧୧୧୧ | Once again a row of <i>Alankaara</i> symbols could also be used to make a page look evenly grey when there is a large amount of empty pace. |
| ୧୧୧୧୧ | Can indicate the number of <i>Om</i> to recite. |
| ୧୧୧୧୧ | A row of <i>Alankaara</i> can indicate a chapter or book ending. |
| ୧ | Is semantically equal to a Double <i>Danda</i> . |
| ୧ | Is semantically equal to a Double <i>Danda</i> . |
| ୧୧ | Indicates a stop or pilcrow ³⁵ . |
| ❀ | Drawn on the margin to mark an important section. |

In the above examples, ୧ can be replaced by ୐ or ❀. We often find all the three of these symbols appearing in a single manuscript with interchanging behaviour. These decorative punctuations remain to be studied in detail. Taking a closer look at these three forms :

Om Alankaara (୧) :

This *Alankaara* symbol seems to be a stylised Tigalari *Om*³⁶. There are several variations of this *Om Alankaara* that are seen across manuscripts. I'd recommend using a separate code-point for this character.

Pushpa Alankaara (❀) :




This can be an abstraction of a lotus or a *Sudarshana Chakra*. ❀ can be plotted on FLOWER PUNCTUATION MARK (U+2055, *) while making a Tigalari font.

³⁵ It is to be noted here that the Period symbol in Tigalari has several forms that remains to be studied in detail. While a period serves a specific semantic function, *Alankaara* is an open-ended symbol that will be useful in documenting manuscripts.

³⁶ Some scholars like Shrii. Krishnaraja Bhat and Ramanatha Achar are of the opinion that this character might be an abstraction of the '*Om*' symbol.

Shrii Alankaara (𑒧𑒱) :

The *Shrii* ligature in Tigalari has two forms:

1.  =  +  +  +  + 
 |SHRII |SHA |virama |RA |II-vs
2. 

Both these forms can appear within the same manuscript. While version 1. is read as a ligature, version 2. can be either *Shrii* ligature or a symbol indicating beginnings, pauses, endings or space fillers (Refer Figure 23 & 24). Due to these differences and the frequency of use of both these forms, the symbol form of *Shrii* needs to be encoded as a separate character and the glyph plotted twice in a font. These two representations are semantically/canonically different despite being visually identical.³⁷

8.3. *Tiddu* mark (Correction mark)

Tiddu or correction mark in Tigalari behaves very similar to a 'caret' when used as an editors mark. *Tiddu* mark is used to indicate imperfections in the written text such as misspellings or insertions. This symbol is found in many manuscripts and looks like a small plus sign (Refer Figure 25). There is no particular rule to govern its placement. It tends to orbit around a glyph/conjunct or word that its pointing to as an error. We often find the corrections written alongside, above or below the baseline (where it usually appears in the opposite direction of the *Tiddu* mark). These corrections are often seen not inked-in as they were inscribed at a later stage (while reading from an already inked palm leaf manuscript). This character should not be mistaken for *Kaakapaada* (crow's foot)/*Kraunchapada* (crane's foot) or *Hamsapada* (swan's foot) which are notations used in classical music.

Representing this *Tiddu* mark accurately might prove to be a challenge while documenting a manuscript. It is advisable to use this as merely a visual symbol that does not affect the rendering behaviour in any way. Included here is a brief note on its use.

Often the person keying in the Tigalari materials is not familiar with the subject matter of the manuscript. There is a possibility of misreading the *Tiddu* mark therefore, not knowing the right glyph/conjunct or word it is marking as an error. To avoid this from happening, it would be useful to have a standardised approach to make it easy to type as read.

This proposal recommends using this *Tiddu* mark as a spacing sign placed after the glyph/conjunct or word instead of a non-spacing sign as it appears in its manuscript counterpart. The reasons for this being :

(a) Tigalari as a script will require a large vertical metrics to fit all the combining marks. Introducing a non-spacing *Tiddu* mark will add to this making it unnecessarily cumbersome.

(b) This mark will not be tagged to a particular character unless specifically indicated by brackets. This will avoid misinterpreting the manuscript matter. Indicated below are the proposed positions for the *Tiddu* character. The positioning can be handled within the font.

Spacing above :

$$\text{𑒧𑒱}^+ = \text{𑒧𑒱} + \text{𑒱}^+$$

Spacing below :

$$\text{𑒧𑒱}_+ = \text{𑒧𑒱} + \text{𑒱}_+$$

³⁷ Tigalari manuscripts have several symbols that appear decorative. These symbols have not been studied closely and might be worth examining. Similar symbols appear in several manuscripts and stone inscriptions from the Ashokan times and across most Brahmic script systems.

The corrections that are indicated in the manuscript can be added within brackets following the *Tiddu* mark. The following examples indicates the proposed method to use this mark :

$\text{ಕ}^+(\text{೨೨})\text{ಕ} / \text{ಕ}_+(\text{೨೨})\text{ಕ} = \text{ಕ೨೨ಕ}$
 (the matra that reorders attaches to the next glyph)

$\text{ಕ}^+(\text{೧})\text{ಕ} / \text{ಕ}_+(\text{೧})\text{ಕ} = \text{ಕ೧ಕ}$
 (the matra that does not reorder attaches to the previous glyph)

$\text{ಕ}^+(\text{ಁ})\text{ಕ} / \text{ಕ}_+(\text{ಁ})\text{ಕ} = \text{ಕಁಕ}$
 (extra characters appear where the mark is placed)

$\text{ಕಕ} (\text{ಕಁ})^+(\text{ಁಕ}) \text{ಕಕ} / \text{ಕಕ} (\text{ಕಁ})_+(\text{ಁಕ}) \text{ಕಕ}$
 $= \text{ಕಕ ಁಕ ಕಕ}$
 (a word in brackets followed by a Tiddu mark is read as:
 replaced by a word in brackets that follows)

The function of these brackets is not encoded and is manually input and read. It is not to be confused as an automatic function.

8.4 Vedic Tone Marks

Tigalari manuscripts have many Vedic *Swara* marks³⁸. The whole repertoire of these symbols can proposed to be added to the Tigalari block at a later date after studying them closely.

Svarita (◌̣) and *Anudatta* (◌̣̣) are the two most commonly found Vedic Tone (*Swara*) marks in Tigalari script. They are non-spacing signs (Refer Figure 26). Svarita and Anudatta are added centred directly above and below a cluster respectively.

8.5 *Reph* (*Reph* does not need a separate code-point)

Reph is called *Repha* or *Arka Vottu* in Tigalari/Kannada. I would recommend the use of *Repha* instead of *Reph* for Tigalari. However, throughout this proposal, the word *Reph* is used as it indicates the standard function of this character as recognised commonly across the Indic planes. This character is called on typing the sequence [RA+Virama+Consonant/Semi-vowel].

$\overset{|}{\text{ಕ}} = \text{ರ} + \overset{\text{◌̣}}{\text{}} + \text{ಕ}$
 |RKA |RA |virama |KA

38 Discussed in another unicode proposal by Srinidhi : <http://www.unicode.org/L2/L2015/15101-vedic.pdf>
 Further comments on this : <http://www.unicode.org/L2/L2015/15113-vedic-nondeva-cmt.pdf>

In Tulu language, the *Virama* sign can also indicate retroflexion. It is therefore necessary to have an alternative to form this [RA+*Virama*] which does not create a *Reph* form. This can be easily achieved by adding a ZWNJ following *Virama*. [RA+*Virama*] as a stand-alone form does not form *Reph*.

$$\begin{array}{ccccccccc} \text{ರ್ದ} & = & \text{ರ} & + & \text{್} & + & \text{ } & + & \text{ದ} \\ | \text{RKA} & & | \text{RA} & & | \text{virama} & & | \text{ZWNJ} & & | \text{KA} \end{array}$$

Tigalari manuscripts also have *Reph* combining with VOCALIC R (ಱ). In Sankrit, this combination is rare but can be found in words like निरृति Nirrti³⁹. This behaviour can be extended to VOCALIC RR & VOCALIC L as-well. These sounds are found in Tulu language. (Refer Figure 27)⁴⁰

$$\begin{array}{ccccccccc} \text{ಱ} & = & \text{ರ} & + & \text{್} & + & \text{ಱ} \\ | \text{RR} & & | \text{RA} & & | \text{virama} & & | \text{Vocalic R} \end{array}$$

$$\begin{array}{ccccccccc} \text{ಱಱ} & = & \text{ರ} & + & \text{್} & + & \text{ಱಱ} \\ | \text{RRR} & & | \text{RA} & & | \text{virama} & & | \text{Vocalic RR} \end{array}$$

$$\begin{array}{ccccccccc} \text{ಱ} & = & \text{ರ} & + & \text{್} & + & \text{ಱ} \\ | \text{RL} & & | \text{RA} & & | \text{virama} & & | \text{Vocalic L} \end{array}$$

There are two ways of representing *Reph*. They follow two distinct character orders⁴¹:

1. To the right of the character/conjunct. The advantage of this version is that it saves space vertically.

$$\text{Character (ದ)} \rightarrow \text{Vowel Mark (ಿ)} \rightarrow \text{Reph (್ದಿ)} = \text{ದ್ದಿ}$$

2. Directly above (centred) a character/conjunct. This placement is most commonly seen used in manuscripts and is the recommended form (Refer Figure 27).

$$\text{Consonant (ದ)} \rightarrow \text{Reph (್ದಿ)} \rightarrow \text{Vowel Mark (ಿ)} = \text{ದ್ದಿ}$$

Tigalari has a conjunct form of *Reph* that occurs with the a few characters like YA, VA etc.,. This behaviour is also seen in to Grantha and Malayalam⁴². The 'conjunct form 1' with the letters YA and VA as illustrated below are quite commonly seen in manuscripts and can be made the default forms in the font for these two characters. The *Reph+Virama* ligature form

39 Sage Kashyapa's wife

40 For more information, refer : Comments on encoding the Tigalari script - Srinidhi A and Sridatta A - L2/17-182, section 2.2, Page 8. (<http://www.unicode.org/L2/L2017/17182-tigalari-cmt.pdf>)

41 At the time of making alternate conjunct forms, it is useful to note that Tigalari has a conjunct form of *Reph* character that appears in a few manuscripts as indicated in the document 'L2/17-182, Comments on encoding the Tigalari script'. The alternate form attestations and behaviour are on pages 16 & 18. These forms as mentioned are rare and need not be a part of the standard behaviour.

42 For more information, refer : Comments on encoding the Tigalari script - Srinidhi A and Sridatta A - L2/17-182, section 8, Page 16. (<http://www.unicode.org/L2/L2017/17182-tigalari-cmt.pdf>)

will not form with these two characters as the RA+YA/VA takes priority. The conjunct forms of *Reph* can be handled at the font level.

| | | | | | |
|-----------------------|---|--------------|----------------|--------------------|--|
| ꣳ RYA | = | ꣲ + | ꣳ̣ + | ꣳ YA | |
| ꣳꣳ RYA | = | ꣲ + | ꣳ̣ + | ꣳ YA | (Refer Figure 27) (conjunct form 1) |
| ꣳ̣ RVA | = | ꣲ + | ꣳ̣̣ + | ꣳ̣ VA | |
| ꣳ̣ꣳ̣ RVA | = | ꣲ + | ꣳ̣̣ + | ꣳ̣ VA | (Refer Figure 27) (conjunct form 1) |
| ꣳ̣ꣳ RVA | = | ꣲ + | ꣳ̣̣ + | ꣳ VA | (Refer Figure 27) (conjunct form 2) |
| ꣳ̣ꣳ̣̣ RY | = | ꣲ + | ꣳ̣̣ + | ꣳ̣ + | ꣳ̣̣ virama |

8.6. Avagraha

Tigalari Avagraha follows the Devanagari (U+093D) Malayalam (U+0D3D) model and can be encoded on similar lines.

8.7 Dandas

Danda (I) and *Double-Danda* (II) are commonly seen in Tigalari manuscripts. These two characters need not be encoded separately for Tigalari as they behave very similar to DEVANAGARI DANDA U+0964 & DEVANAGARI DOUBLE DANDA U+0965. From a font point of view however, it would be useful to dis-unify these two characters from Devanagari as its easier to have script specific letter-shape and spacing in a multi-script font scenario (instead of customising the behaviour of Devanagari Danda for Tigalari).

8.8 Other

Other punctuation marks like the question mark, semicolon, ellipses, single and double quotation marks, mathematical notations etc., is used as is from the Latin script and would not require separate code points for Tigalari.

9 Script behaviour

Going over what's already discussed in earlier; the inherent vowel 'A' can be suppressed by adding a *Virama*. *Virama* also represents the half un-rounded 'U/UU' sounds and retroflex 'E/EE' sounds (when added with a vowel mark E or EE) (discussed in Section 5.4).

$$\begin{array}{c} \text{ക / ക്} \\ \text{K/KU} \end{array} = \begin{array}{c} \text{ക} \\ \text{KA} \end{array} + \begin{array}{c} \text{്} \\ \text{virama} \end{array}$$

$$\begin{array}{c} \text{കെ} \\ \text{KĒ} \end{array} = \begin{array}{c} \text{ക} \\ \text{KA} \end{array} + \begin{array}{c} \text{എ} \\ \text{E-vs} \end{array} + \begin{array}{c} \text{്} \\ \text{virama} \end{array}$$

The consonant clusters form a complex entity. The consonants are read from left to right and top to bottom. The inherent vowel 'A' is carried to the final consonant in a conjunct :

$$\begin{array}{c} \text{കഖ} \\ \text{KKHA} \end{array} = \begin{array}{c} \text{ക} \\ \text{KA} \end{array} + \begin{array}{c} \text{്} \\ \text{virama} \end{array} + \begin{array}{c} \text{ഖ} \\ \text{KHA} \end{array}$$

When a vowel sign is added to a character/conjunct, the inherent vowel 'A' is replaced by the new vowel indicated by the corresponding vowel sign and carried to final consonant in a conjunct.

$$\begin{array}{c} \text{കി} \\ \text{KKHII} \end{array} = \begin{array}{c} \text{ക} \\ \text{KA} \\ \text{>K + A} \end{array} + \begin{array}{c} \text{്} \\ \text{virama} \\ \text{-A} \end{array} + \begin{array}{c} \text{ഖ} \\ \text{KHA} \\ \text{>KH + A} \end{array} + \begin{array}{c} \text{ി} \\ \text{II-vs} \\ \text{-A + II} \end{array}$$

A few vowel signs reorder to appear before a consonant/conjunct, but is read after⁴³:

$$\begin{array}{c} \text{കേ} \\ \text{KEE} \end{array} = \begin{array}{c} \text{ക} \\ \text{KA} \end{array} + \begin{array}{c} \text{ഈ} \\ \text{EE-vs} \end{array}$$

$$\begin{array}{c} \text{കി} \\ \text{KAI} \end{array} = \begin{array}{c} \text{ക} \\ \text{KA} \end{array} + \begin{array}{c} \text{ഈ} \\ \text{AI-vs} \end{array}$$

Two part vowel signs appear before and after a consonant/conjunct and is read after :

$$\begin{array}{c} \text{കൗ} \\ \text{KAU} \end{array} = \begin{array}{c} \text{ക} \\ \text{KA} \end{array} + \begin{array}{c} \text{ൗ} \\ \text{AU-vs} \end{array}$$

⁴³ The method of writing or reading this is subjective. We see clusters written in two ways: (1) The order of reading, that is, the consonant/consonant-cluster is written first and the vowel sign added to it later, making the direction from right to left in case of re-ordering vowel marks; or, (2) The vowel sign added in the order of writing. That is, from left to right. Most software today add the vowel sign after entering the consonant(s).

10 IMPLEMENTATION

10.1 Collation

The collations is to be modelled upon Grantha and Malayalam.

A < AA < I < II < U < UU < Voc R < Voc RR < Voc L < Voc LL < E < EE < AI < O < OO < AU < ANUSVARA < CANDRA ANUNAASIKA < VISARGA < KA < KHA < GA < GHA < NGA < CA < CHA < JA < JHA < NYA < TTA < TTHA < DDA < DDHA < NNA < TA < THA < NA < PA < PHA < BA < BHA < MA < YA < RA < LA < VA < SHA < SSA < SA < HA < LLA < LLA < RRA < AVAGRAHA < VS. AA < VS. I < VS. II < VS. U < VS. UU < VS. Voc R < VS. Voc RR < VS. Voc. L < VS. Voc LL < VS. E < VS. EE < VS. AI > VS. O < VS. OO < VS. AU < VS. AU Length Mark < VIRAMA < SVARITA < ANUDATTA

< TIDDU < PUSHPA ALANKARA < OM ALANKAARA < SHRII ALANKARA

10.2 Character Properties

```

11380; << RESERVED >>
11381;TIGALARI SIGN CANDRA ANUNAASIKA;Mc;0;L;;;;;N;;;;;
11382;TIGALARI SIGN ANUSVARA;Mc;0;L;;;;;N;;;;;
11383;TIGALARI SIGN VISARGA;Mc;0;L;;;;;N;;;;;
11384; << reserved >>
11385;TIGALARI LETTER A;Lo;0;L;;;;;N;;;;;
11386;TIGALARI LETTER AA;Lo;0;L;;;;;N;;;;;
11387;TIGALARI LETTER I;Lo;0;L;;;;;N;;;;;
11388;TIGALARI LETTER II;Lo;0;L;;;;;N;;;;;
11389;TIGALARI LETTER U;Lo;0;L;;;;;N;;;;;
1138A;TIGALARI LETTER UU;Lo;0;L;;;;;N;;;;;
1138B;TIGALARI LETTER VOCALIC R;Lo;0;L;;;;;N;;;;;
1138C;TIGALARI LETTER VOCALIC L;Lo;0;L;;;;;N;;;;;
1138D; << reserved >>
1138E;TIGALARI LETTER E;Lo;0;L;;;;;N;;;;;
1138F;TIGALARI LETTER EE;Lo;0;L;;;;;N;;;;;
11390;TIGALARI LETTER AI;Lo;0;L;;;;;N;;;;;
11391; << reserved >>
11392;TIGALARI LETTER O;Lo;0;L;;;;;N;;;;;
11393;TIGALARI LETTER OO;Lo;0;L;;;;;N;;;;;
11394;TIGALARI LETTER AU;Lo;0;L;;;;;N;;;;;
11395;TIGALARI LETTER KA;Lo;0;L;;;;;N;;;;;
11396;TIGALARI LETTER KHA;Lo;0;L;;;;;N;;;;;
11397;TIGALARI LETTER GA;Lo;0;L;;;;;N;;;;;
11398;TIGALARI LETTER GHA;Lo;0;L;;;;;N;;;;;
11399;TIGALARI LETTER NGA;Lo;0;L;;;;;N;;;;;
1139A;TIGALARI LETTER CA;Lo;0;L;;;;;N;;;;;
1139B;TIGALARI LETTER CHA;Lo;0;L;;;;;N;;;;;
1139C;TIGALARI LETTER JA;Lo;0;L;;;;;N;;;;;
1139D;TIGALARI LETTER JHA;Lo;0;L;;;;;N;;;;;
1139E;TIGALARI LETTER NYA;Lo;0;L;;;;;N;;;;;
1139F;TIGALARI LETTER TTA;Lo;0;L;;;;;N;;;;;
113A0;TIGALARI LETTER TTHA;Lo;0;L;;;;;N;;;;;
113A1;TIGALARI LETTER DDA;Lo;0;L;;;;;N;;;;;
113A2;TIGALARI LETTER DDHA;Lo;0;L;;;;;N;;;;;
113A3;TIGALARI LETTER NNA;Lo;0;L;;;;;N;;;;;

```

113A4;TIGALARI LETTER TA;Lo;0;L;;;;;N;;;;;
 113A5;TIGALARI LETTER THA;Lo;0;L;;;;;N;;;;;
 113A6;TIGALARI LETTER DA;Lo;0;L;;;;;N;;;;;
 113A7;TIGALARI LETTER DHA;Lo;0;L;;;;;N;;;;;
 113A8;TIGALARI LETTER NA;Lo;0;L;;;;;N;;;;;
 113A9; << reserved >>
 113AA;TIGALARI LETTER PA;Lo;0;L;;;;;N;;;;;
 113AB;TIGALARI LETTER PHA;Lo;0;L;;;;;N;;;;;
 113AC;TIGALARI LETTER BA;Lo;0;L;;;;;N;;;;;
 113AD;TIGALARI LETTER BHA;Lo;0;L;;;;;N;;;;;
 113AE;TIGALARI LETTER MA;Lo;0;L;;;;;N;;;;;
 113AF;TIGALARI LETTER YA;Lo;0;L;;;;;N;;;;;
 113B0;TIGALARI LETTER RA;Lo;0;L;;;;;N;;;;;
 113B1;TIGALARI LETTER RRA;Lo;0;L;;;;;N;;;;;
 113B2;TIGALARI LETTER LA;Lo;0;L;;;;;N;;;;;
 113B3;TIGALARI LETTER LLA;Lo;0;L;;;;;N;;;;;
 113B4;TIGALARI LETTER LLLA;Lo;0;L;;;;;N;;;;;
 113B5;TIGALARI LETTER VA;Lo;0;L;;;;;N;;;;;
 113B6;TIGALARI LETTER SHA;Lo;0;L;;;;;N;;;;;
 113B7;TIGALARI LETTER SSA;Lo;0;L;;;;;N;;;;;
 113B8;TIGALARI LETTER SA;Lo;0;L;;;;;N;;;;;
 113B9;TIGALARI LETTER HA;Lo;0;L;;;;;N;;;;;
 113BA; << reserved >>
 113BB;TIGALARI SIGN TIDDU;Mc;0;L;;;;;N;;;;;
 113BC; << reserved for NUKTA >>
 113BD;TIGALARI SIGN AVAGRAHA;Lo;0;L;;;;;N;;;;;
 113BE;TIGALARI VOWEL SIGN AA;Mc;0;L;;;;;N;;;;;
 113BF;TIGALARI VOWEL SIGN I;Mc;0;L;;;;;N;;;;;
 113C0;TIGALARI VOWEL SIGN II;Mc;0;L;;;;;N;;;;;
 113C1;TIGALARI VOWEL SIGN U;Mn;0;NSM;;;;;N;;;;;
 113C2;TIGALARI VOWEL SIGN UU;Mn;0;NSM;;;;;N;;;;;
 113C3;TIGALARI VOWEL SIGN VOCALIC R;Mn;0;NSM;;;;;N;;;;;
 113C4;TIGALARI VOWEL SIGN VOCALIC RR;Mn;0;NSM;;;;;N;;;;;
 113C5; << reserved >>
 113C6;TIGALARI VOWEL SIGN E;Mc;0;L;;;;;N;;;;;
 113C7;TIGALARI VOWEL SIGN EE;Mc;0;L;;;;;N;;;;;
 113C8;TIGALARI VOWEL SIGN AI;Mc;0;L;;;;;N;;;;;
 113C9; << reserved >>
 113CA;TIGALARI VOWEL SIGN O;Mc;0;L;113C6 113BE;;;;;N;;;;;
 113CB;TIGALARI VOWEL SIGN OO;Mc;0;L;113C7 113BE;;;;;N;;;;;
 113CC;TIGALARI VOWEL SIGN AU;Mc;0;L;113C7 113D7;;;;;N;;;;;
 113CD;TIGALARI SIGN VIRAMA;Mn;9;NSM;;;;;N;;;;;
 113CE;TIGALARI PUSHPA ALANKAARA;So;0;L;;;;;N;;;;;
 113CF; << reserved >>
 113D0;TIGALARI OM ALANKAARA;So;0;L;;;;;N;;;;;
 113D1;TIGALARI VEDIC TONE SVARITA;Mn;230;NSM;;;;;N;;;;;
 113D2;TIGALARI VEDIC TONE;Mn;220;NSM;;;;;N;;;;;
 113D3;TIGALARI SHRII ALANKAARA;So;0;L;;;;;N;;;;;
 113D4; << reserved >>
 113D5; << reserved >>
 113D6; << reserved >>
 113D7;TIGALARI AU LENGTH MARK;Mc;0;L;;;;;N;;;;;
 113D8; << reserved >>
 113D9; << reserved >>
 113DA; << reserved >>
 113DB; << reserved >>
 113DC; << reserved >>
 113DD; << reserved >>
 113DE; << reserved >>

```

113DF; << reserved >>
113E0;TIGALARI LETTER VOCALIC RR;Lo;0;L;;;;;N;;;;;
113E1;TIGALARI LETTER VOCALIC LL;Lo;0;L;;;;;N;;;;;
113E2;TIGALARI VOWEL SIGN VOCALIC L;Mn;0;NSM;;;;;N;;;;;
113E3;TIGALARI VOWEL SIGN VOCALIC LL;Mn;0;NSM;;;;;N;;;;;
113E4; << reserved >>
113E5; << reserved >>
113E6;TIGALARI DIGIT ZERO;Nd;0;L;;0;0;0;N;;;;;
113E7;TIGALARI DIGIT ONE;Nd;0;L;;1;1;1;N;;;;;
113E8;TIGALARI DIGIT TWO;Nd;0;L;;2;2;2;N;;;;;
113E9;TIGALARI DIGIT THREE;Nd;0;L;;3;3;3;N;;;;;
113EA;TIGALARI DIGIT FOUR;Nd;0;L;;4;4;4;N;;;;;
113EB;TIGALARI DIGIT FIVE;Nd;0;L;;5;5;5;N;;;;;
113EC;TIGALARI DIGIT SIX;Nd;0;L;;6;6;6;N;;;;;
113ED;TIGALARI DIGIT SEVEN;Nd;0;L;;7;7;7;N;;;;;
113EE;TIGALARI DIGIT EIGHT;Nd;0;L;;8;8;8;N;;;;;
113EF;TIGALARI DIGIT NINE;Nd;0;L;;9;9;9;N;;;;;
113F0;TIGALARI NUMBER TEN;No;0;L;;;10;N;;;;;
113F1;TIGALARI NUMBER HUNDRED;No;0;L;;;100;N;;;;;
113F2; << reserved >>
113F3; << reserved >>
113F4; << reserved >>
113F5; << reserved >>
113F6; << reserved >>
113F7; << reserved >>
113F8; << reserved >>
113F9; << reserved >>
113FA; << reserved >>
113FB; << reserved >>
113FC; << reserved >>
113FD; << reserved >>
113FE; << reserved >>
113FF; << reserved >>

```

Indic Syllable Category

```
# Indic_Syllabic_Category=Bindu
```

```
11381..11382 ; Bindu # Mn [2] TIGALARI SIGN CANDRA ANUNAASIKA..
TIGALARI SIGN ANUSVARA
```

```
# Indic_Syllabic_Category=Visarga
```

```
11383 ; Visarga # Mc TIGALARI SIGN VISARGA
```

```
# Indic_Syllabic_Category=Avagraha
```

```
113BD ; Avagraha # Lo TIGALARI SIGN AVAGRAHA
```

```
# Indic_Syllabic_Category=Virama
```

```
113CD ; Virama # Mn TIGALARI SIGN VIRAMA
```

```
# Indic_Syllabic_Category=Vowel_Independent
```

```
11385..1138C ; Vowel_Independent # Lo [8] TIGALARI LETTER
A..TIGALARI LETTER VOCALIC L
```

```
1138E..11390 ; Vowel_Independent # Lo [3] TIGALARI LETTER
E..TIGALARI LETTER AI
```

```
11392..11394 ; Vowel_Independent # Lo [3] TIGALARI LETTER
O..TIGALARI LETTER AU
```



```

113E0..113E1 ; Vowel_Independent # Lo [2] TIGALARI LETTER
VOCALIC RR..TIGALARI LETTER VOCALIC LL

# Indic_Syllabic_Category=Vowel_Dependent
113BE..113C0 ; Vowel_Dependent # Mc [3] TIGALARI VOWEL SIGN
AA..TIGALARI VOWEL SIGN II
113C1..113C4 ; Vowel_Dependent # Mn [4] TIGALARI VOWEL SIGN
U..TIGALARI VOWEL SIGN VOCALIC RR
113C6..113C8 ; Vowel_Dependent # Mc [3] TIGALARI VOWEL SIGN
E..TIGALARI VOWEL SIGN AI
113CA..113CC ; Vowel_Dependent # Mc [3] TIGALARI VOWEL SIGN
O..TIGALARI VOWEL SIGN AU
113E2..113E3 ; Vowel_Dependent # Mn [3] TIGALARI VOWEL SIGN
VOCALIC L..TIGALARI VOWEL SIGN VOCALIC LL

# Indic_Syllabic_Category=Consonant
11395..113A8 ; Consonant # Lo [20] TIGALARI LETTER KA..TIGALARI
LETTER NA
113AA..113B9 ; Consonant # Lo [16] TIGALARI LETTER PA..TIGALARI
LETTER HA

# Indic_Syllabic_Category=Cantillation_Mark
113D1..113D2 ; Cantillation_Mark # Mn [2] TIGALARI VEDIC TONE
SVARITA..TIGALARI VEDIC TONE ANUDATTA

# Indic_Syllabic_Category=Syllable_Modifier
113BB ; Syllable_Modifier # Mc TIGALARI SIGN TIDDU

# Indic_Syllabic_Category=Number
113E6..113EF ; Number # Nd [10] TIGALARI GONDI DIGIT ZERO..
TIGALARI GONDI DIGIT NINE

Indic Positional Category

# Indic_Positional_Category=Right

11381..11383 ; Right # Mc [3] TIGALARI SIGN CANDRA ANUNAASIKA..
TIGALARI SIGN VISARGA
113BE..113C0 ; Right # Mc [3] TIGALARI VOWEL SIGN AA..TIGALARI
VOWEL SIGN II
113D0 ; Right # Mc TIGALARI SIGN TIDDU

# Indic_Positional_Category=Left
113C2..113C4 ; Left # Mc [3] TIGALARI VOWEL SIGN E..TIGALARI
VOWEL SIGN AI
113D7 ; Left # Mc TIGALARI AU LENGTH MARK

# Indic_Positional_Category=Left_And_Right
113CA..113CC ; Left_And_Right # Mc [3] TIGALARI VOWEL SIGN OO..
TIGALARI VOWEL SIGN AU

# Indic_Positional_Category=Top
113CD ; Top # Mn TIGALARI SIGN VIRAMA
113D1 ; Top # Mn TTIGALARI TONE MARK SVARITA

# Indic_Positional_Category=Bottom
113C1..113C4 ; Bottom # Mn [4] TIGALARI VOWEL SIGN U..TIGALARI
VOWEL SIGN VOCALIC RR

# Note: U, UU, R & RR form complex ligatures with consonants in
Tigalari orthography.

```

113E2..113E3 ; Bottom # Mn [4] TIGALARI VOWEL SIGN VOCALIC
L..TIGALARI VOWEL SIGN VOCALIC LL
113CF ; Bottom # Mn TIGALARI TONE MARK ANUDATTA

11380 --- << RESERVED >>

11380

Tigalari

113DF

| | 1138 | 1139 | 113A | 113B | 113C | 113D | 113E | 113F |
|---|-------|-------|-------|-------|-------|-------|-------|-------|
| 0 | 11380 | 11390 | 113A0 | 113B0 | 113C0 | 113D0 | 113E0 | 113F0 |
| 1 | 11381 | 11391 | 113A1 | 113B1 | 113C1 | 113D1 | 113E1 | 113F1 |
| 2 | 11382 | 11392 | 113A2 | 113B2 | 113C2 | 113D2 | 113E2 | 113F2 |
| 3 | 11383 | 11393 | 113A3 | 113B3 | 113C3 | 113D3 | 113E3 | 113F3 |
| 4 | 11384 | 11394 | 113A4 | 113B4 | 113C4 | 113D4 | 113E4 | 113F4 |
| 5 | 11385 | 11395 | 113A5 | 113B5 | 113C5 | 113D5 | 113E5 | 113F5 |
| 6 | 11386 | 11396 | 113A6 | 113B6 | 113C6 | 113D6 | 113E6 | 113F6 |
| 7 | 11387 | 11397 | 113A7 | 113B7 | 113C7 | 113D7 | 113E7 | 113F7 |
| 8 | 11388 | 11398 | 113A8 | 113B8 | 113C8 | 113D8 | 113E8 | 113F8 |
| 9 | 11389 | 11399 | 113A9 | 113B9 | 113C9 | 113D9 | 113E9 | 113F9 |
| A | 1138A | 1139A | 113AA | 113BA | 113CA | 113DA | 113EA | 113FA |
| B | 1138B | 1139B | 113AB | 113BB | 113CB | 113DB | 113EB | 113FB |
| C | 1138C | 1139C | 113AC | 113BC | 113CC | 113DC | 113EC | 113FC |
| D | 1138D | 1139D | 113AD | 113BD | 113CD | 113DD | 113ED | 113FD |
| E | 1138E | 1139E | 113AE | 113BE | 113CE | 113DE | 113EE | 113FE |
| F | 1138F | 1139F | 113AF | 113BF | 113CF | 113DF | 113EF | 113FF |

NASALS :

11381 ీ TIGALARI SIGN CANDRA ANUNAASIKA
 • Candrabindu

11382 ు TIGALARI SIGN ANUSVARA

SPECIAL CHARACTER :

11383 ూ TIGALARI SIGN VISARGA

VOWELS :

11384 --- << RESERVED >>

11385 ృ TIGALARI LETTER A

11386 ౄ TIGALARI LETTER AA

11387 ౅ TIGALARI LETTER I

11388 ె TIGALARI LETTER II

11389 ే TIGALARI LETTER U

1138A ై TIGALARI LETTER UU

1138B ౉ TIGALARI LETTER VOCALIC R

1138C ొ TIGALARI LETTER VOCALIC L

1138D --- << RESERVED >>

1138E ో TIGALARI LETTER E
 • Dravidian vowel

1138F ౌ TIGALARI LETTER EE

11390 ్ TIGALARI LETTER AI

11391 --- << RESERVED >>

11392 ౎ TIGALARI LETTER O
 • Dravidian vowel

11393 ౏ TIGALARI LETTER OO

11394 ౐ TIGALARI LETTER AU

CONSONANTS :

| | | |
|-------|-----|-------------------------|
| 11395 | ᱠ | TIGALARI LETTER KA |
| 11396 | ᱡ | TIGALARI LETTER KHA |
| 11397 | ᱢ | TIGALARI LETTER GA |
| 11398 | ᱣ | TIGALARI LETTER GHA |
| 11399 | ᱤ | TIGALARI LETTER NGA |
| 1139A | ᱥ | TIGALARI LETTER CA |
| 1139B | ᱦ | TIGALARI LETTER CHA |
| 1139C | ᱧ | TIGALARI LETTER JA |
| 1139D | ᱨ | TIGALARI LETTER JHA |
| 1139E | ᱩ | TIGALARI LETTER NYA |
| 1139F | ᱪ | TIGALARI LETTER TTA |
| 113A0 | ᱫ | TIGALARI LETTER TTHA |
| 113A1 | ᱬ | TIGALARI LETTER DDA |
| 113A2 | ᱭ | TIGALARI LETTER DDHA |
| 113A3 | ᱮ | TIGALARI LETTER NNA |
| 113A4 | ᱯ | TIGALARI LETTER TA |
| 113A5 | ᱰ | TIGALARI LETTER THA |
| 113A6 | ᱱ | TIGALARI LETTER DA |
| 113A7 | ᱲ | TIGALARI LETTER DHA |
| 113A8 | ᱳ | TIGALARI LETTER NA |
| 113A9 | --- | << RESERVED FOR NNNA >> |
| 113AA | ᱴ | TIGALARI LETTER PA |
| 113AB | ᱵ | TIGALARI LETTER PHA |
| 113AC | ᱶ | TIGALARI LETTER BA |
| 113AD | ᱷ | TIGALARI LETTER BHA |
| 113AE | ᱸ | TIGALARI LETTER MA |

| | | |
|-------|-----|----------------------|
| 113AF | ೞ | TIGALARI LETTER YA |
| 113B0 | ರ | TIGALARI LETTER RA |
| 113B1 | ಲೞ | TIGALARI LETTER RRA |
| 113B2 | ಲ | TIGALARI LETTER LA |
| 113B3 | ಲೞ | TIGALARI LETTER LLA |
| 113B4 | ಲೞೞ | TIGALARI LETTER LLLA |
| 113B5 | ವ | TIGALARI LETTER VA |
| 113B6 | ಶರ | TIGALARI LETTER SHA |
| 113B7 | ಷ | TIGALARI LETTER SSA |
| 113B8 | ಸ | TIGALARI LETTER SA |
| 113B9 | ಹ | TIGALARI LETTER HA |
| 113BA | --- | << RESERVED >> |

VARIOUS SIGNS :

| | | |
|-------|-----|--------------------------|
| 113BB | ೞ+ | TIGALARI SIGN TIDDU |
| 113BC | --- | << RESERVED FOR NUKTA >> |
| 113BD | ಽ | TIGALARI SIGN AVAGRAHA |

DEPENDENT VOWEL SIGNS :

| | | |
|-------|-----|---|
| 113BE | ಃ | TIGALARI VOWEL SIGN AA |
| 113BF | ಃ | TIGALARI VOWEL SIGN I |
| 113C0 | ಃ | TIGALARI VOWEL SIGN II |
| 113C1 | ಃ | TIGALARI VOWEL SIGN U |
| 113C2 | ಃ | TIGALARI VOWEL SIGN UU |
| 113C3 | ಃ | TIGALARI VOWEL SIGN VOCALIC R |
| 113C4 | ಃ | TIGALARI VOWEL SIGN VOCALIC RR |
| 113C5 | --- | << RESERVED >> |
| 113C6 | ಃ | TIGALARI VOWEL SIGN E • Dravidian vowel-sign |

| | | |
|-------|-------|---|
| 113C7 | ᳚ | TIGALARI VOWEL SIGN EE |
| 113C8 | ᳚᳚ | TIGALARI VOWEL SIGN AI |
| 113C9 | --- | << RESERVED >> |
| 113CA | ᳚᳚᳚ | TIGALARI VOWEL SIGN O • Dravidian vowel-sign ≡ 113C6 ᳚᳚ 113BE ᳚᳚᳚ |
| 113CB | ᳚᳚᳚᳚ | TIGALARI VOWEL SIGN OO ≡ 113C7 ᳚᳚᳚᳚ 113BE ᳚᳚᳚᳚ |
| 113CC | ᳚᳚᳚᳚᳚ | TIGALARI VOWEL SIGN AU ≡ 113C7 ᳚᳚᳚᳚᳚ 113D7 ᳚᳚᳚᳚᳚᳚ |

VIRAMA :

| | | |
|-------|--------|---|
| 113CD | ̣᳚ | TIGALARI SIGN VIRAMA = Halanth = vowel half-u |
| 113CE | ᳚᳚᳚᳚᳚᳚ | TIGALARI PUSHPA ALANKAARA |
| 113CF | --- | << RESERVED >> |

SIGN :

| | | |
|-------|-----|-----------------------|
| 113D0 | ᳚᳚᳚ | TIGALARI OM ALANKAARA |
|-------|-----|-----------------------|

VEDIC TONE MARKS :

| | | |
|-------|----|---|
| 113D1 | ᳚̇ | TIGALARI VEDIC TONE SVARITA • high/mid-high falling tone |
| 113D2 | ̣᳚ | TIGALARI VEDIC TONE ANUDATTA • low tone |

SIGN :

| | | |
|-------|--------|--------------------------|
| 113D3 | ᳚᳚᳚᳚᳚᳚ | TIGALARI SHRII ALANKAARA |
| 113D4 | --- | << RESERVED >> |
| 113D5 | --- | << RESERVED >> |
| 113D6 | --- | << RESERVED >> |

DEPENDENT VOWEL SIGNS :

| | | |
|-------|-----|-------------------------|
| 113D7 | ◌ᳵ | TIGALARI AU LENGTH MARK |
| 113D8 | --- | << RESERVED >> |
| 113D9 | --- | << RESERVED >> |
| 113DA | --- | << RESERVED >> |
| 113DB | --- | << RESERVED >> |
| 113DC | --- | << RESERVED >> |
| 113DD | --- | << RESERVED >> |
| 113DE | --- | << RESERVED >> |
| 113DF | --- | << RESERVED >> |

INDEPENDENT VOWELS :

| | | |
|-------|---|----------------------------|
| 113E0 | ᳶ | TIGALARI LETTER VOCALIC RR |
| 113E1 | ᳷ | TIGALARI LETTER VOCALIC LL |

DEPENDENT VOWEL SIGNS :

| | | |
|-------|-----|---|
| 113E2 | ◌ᳶ | TIGALARI VOWEL SIGN VOCALIC L |
| 113E3 | ◌᳷ | TIGALARI VOWEL SIGN VOCALIC LL |
| 113E4 | --- | << RESERVED >> → 0964 Devanagari danda |
| 113E5 | --- | << RESERVED >> → 0965 Devanagari double danda |

DIGITS :

| | | |
|-------|---|----------------------|
| 113E6 | ᳸ | TIGALARI DIGIT ZERO |
| 113E7 | ᳹ | TIGALARI DIGIT ONE |
| 113E8 | ᳺ | TIGALARI DIGIT TWO |
| 113E9 | ᳻ | TIGALARI DIGIT THREE |
| 113EA | ᳼ | TIGALARI DIGIT FOUR |
| 113EB | ᳽ | TIGALARI DIGIT FIVE |
| 113EC | ᳾ | TIGALARI DIGIT SIX |

| | | | |
|-------|-----|----------|----------------|
| 113ED | ᱇ | TIGALARI | DIGIT SEVEN |
| 113EE | ᱈ | TIGALARI | DIGIT EIGHT |
| 113EF | ᱉ | TIGALARI | DIGIT NINE |
| 113F0 | ᱊ | TIGALARI | NUMBER TEN |
| 113F1 | ᱏ | TIGALARI | NUMBER HUNDRED |
| 113F2 | --- | << | RESERVED >> |
| 113F3 | --- | << | RESERVED >> |
| 113F4 | --- | << | RESERVED >> |
| 113F5 | --- | << | RESERVED >> |
| 113F6 | --- | << | RESERVED >> |
| 113F7 | --- | << | RESERVED >> |
| 113F8 | --- | << | RESERVED >> |
| 113F9 | --- | << | RESERVED >> |
| 113FA | --- | << | RESERVED >> |
| 113FB | --- | << | RESERVED >> |
| 113FC | --- | << | RESERVED >> |
| 113FD | --- | << | RESERVED >> |
| 113FE | --- | << | RESERVED >> |
| 113FF | --- | << | RESERVED >> |

11. Similar characters (Confusables)

Tigalari script has a few characters that look similar to each other. All efforts have been made to make them as unambiguous as possible while not straying away from the original script. However, some characters might still create confusion in their hand-written forms.

Key : Tigalari (Ti.), Kannada (Ka.)

| | | | | | |
|-----------|---|----------|---|---------------|---|
| 1. ___ | | 2. ___ | | 3. ___ | |
| KHA | 𑌕 | E | 𑌔 | TA | 𑌒 |
| CA | 𑌖 | BHA | 𑌑 | NA | 𑌓 |
| PA | 𑌗 | HA | 𑌒 | | |
| VA | 𑌘 | 8 (Ti.) | 𑌔 | | |
| MA | 𑌙 | | | | |
| 4. ___ | | 5. ___ | | 6. ___ | |
| DHA | 𑌚 | SHA | 𑌛 | 2 (Ti.) | 𑌛 |
| 3 | 3 | GA | 𑌜 | U | 𑌛 |
| | | | | 2 | 2 |
| 7. ___ | | 8. ___ | | 9. ___ | |
| TTA | 𑌞 | Anuswara | ◦ | Virama | 𑌟 |
| Anudatta | 𑌟 | 0 | 0 | Anunaasika | 𑌠 |
| | | 0 (Ti.) | 0 | Reph + Virama | 𑌡 |
| 10. ___ | | 11. ___ | | 12. ___ | |
| Vocalic R | 𑌢 | 7 (Ti.) | 𑌣 | 10 (Ti.) | 𑌤 |
| 4 (Kan.) | 𑌣 | EE-vs | 𑌤 | DA | 𑌥 |
| | | | | DDA | 𑌦 |
| 13. ___ | | | | | |
| 3 (Ti.) | 𑌧 | | | | |
| I | 𑌨 | | | | |

12. Script Extensions

Kannada digits U+0CE6..U+0CEF should be extended for use with Tigalari as indicated under section 7.

ACKNOWLEDGEMENT

Dharmasthala Samshodana Pratishtana, Dharmasthala

Udupi Ashta Matha, Udupi/Bangalore

Rashtra Kavi Govinda Pai Samshodhana Kendra, Udupi

Taraprakashana, Bangalore

Poornaprajna Vidyapeetha, Bangalore

Oriental Research Institute, Mysore

Keladi Museum

Shri Bannanje Govindacharya

Dr S R Vighnaraj

Shrii Ramanath Acharya

Srinidhi (srinidhi.pinkpetals24@gmail.com)

Keladi Gunda Jois

Dr Keladi Venkatesh Jois

Deborah W Anderson

Anshuman Pandey

S A Krishnaiah

Shrii Krishnaraja Bhat

Dr Girish Dalvi

Immanuel Suresh

Cibu C J

Individuals who generously shared their stories and manuscript collections

(+ + +)

REFERENCES

- Bhat, D N S. "South Dravidian, Tulu." *The Dravidian Languages*. Ed. Sanford B Steever. London/GB: Taylor & Francis Ltd, 1998. 158-178. Print.
- Bhatt, P Gururaja. *Studies in Tuluva History and Culture*: Manipal Power Press, 1975. Print.
- Bhatt, P Gururaja. *Tulunaadu, Saamajika Chariteyalli ondu Shodanathmaka Vivechane*. Print.
- Burnell, Arthur Coke. *Elements of South-Indian Palæography, from the Fourth to the Seventeenth Century, A. D.; Being an Introduction to the Study of South-Indian Inscriptions and Mss.*; London: Trübner &; [Mangalore, Basel Mission], 1878. Plate XVI. Internet Archive. Web. 31 July 2015.
- Several Grantha, Malayalam and Kannada unicode proposals and discussions.
- Kekunnaya, Padmanabha. 1995. *A Comparative Study of Tulu Dialects*. Rashtrakavi Govinda Pai Research Centre, Udupi. 1994. Print.
- Krishnamurti, Bhadriraju. 2003. *The Dravidian languages: Cambridge language surveys*. Cambridge: Cambridge University Press.
- Leeladhar Shetty, Malavika. *Television and the Construction of Tulu Identity in South India*. Diss. PhD, 2008. Austin: The University of Texas at Austin, 2008. Print.
- Männer, A. *Tulu-English and English-Tulu dictionary (August 1886)*. Basel Mission Press, Mangalore, 1886.
- Panini, Ed. Srisa C Vasu, *Ashtadhyayi of Panini*, South Asia Books, 1997
- Punanchathaya Venkataraja. *Tulu Devi Mahatme, Prachina Gadhya Kavyo*. Dharmasthala.
- Punanchathaya Venkataraja. *Tulu Lipi*, Tulu Sahitya Academy, Udupi.
- Rama, M. *Linguistic studies – Tulu grammar*. – IJDL 11, 1982, 306-316.
- Rao, Ramachandra. B.: *Inter-relation of Tulu with other Dravidian languages*. – IJDL 11, 1982, 244-252
- Shivalli, Budhanand. *Tulu Patero, Philology and Grammar of Tulu*. Print.
- Subrahmanyam, P. S (1968): *A Descriptive Grammar of Goniḍ*. Annamalainagar, Annamalai University.
- Tulu Lexicon, Volumes 1-6, Rashtrakavi Govinda Pai Research Centre, M.G.M. College. 198

FIGURES



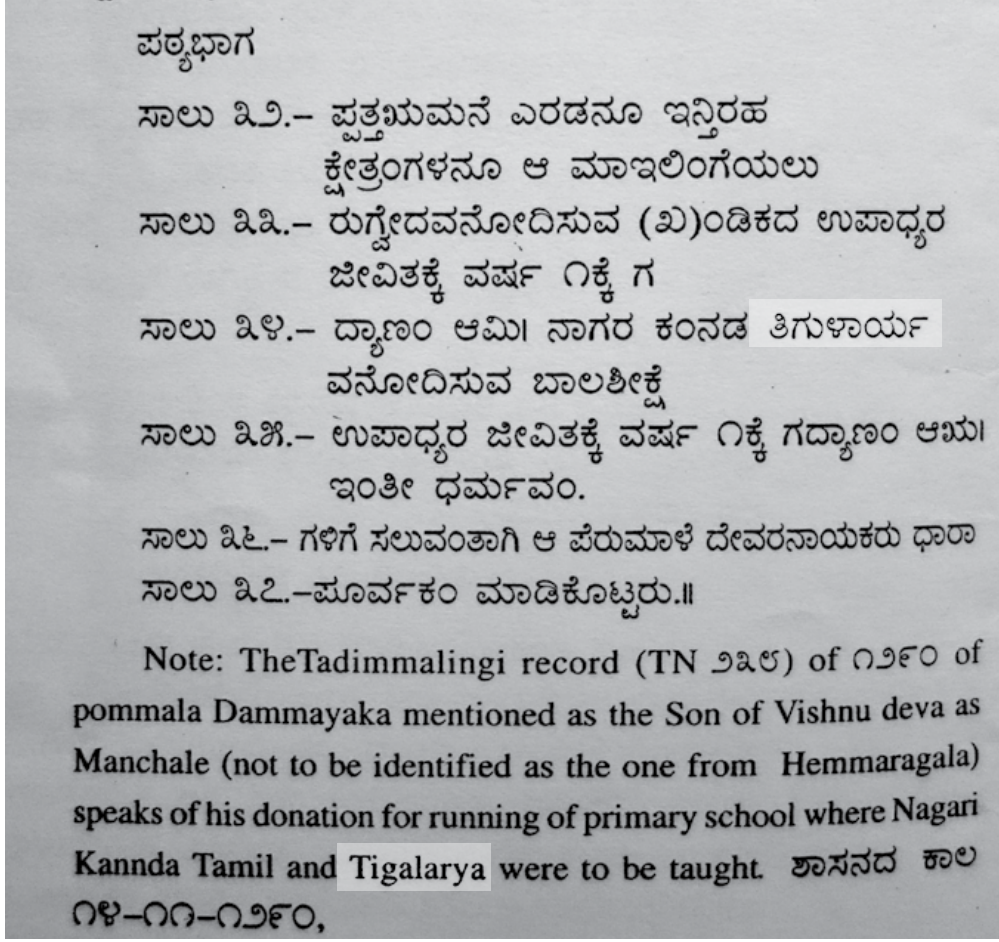
FIGURE 1. Initials: PU (*Danda*) RA (stands for Puttige Ramakrishna), written on a copper vessel. SOURCE Private collection, Udupi District.



FIGURE 2. Stone inscriptions in Tegalari script found in a temple at Kodipadi, near Puttur. SOURCE Kodipay Janardhana Temple, Mangalore district.



FIGURE 3. Tegalari script, Tulu language (top) and Kannada language (bottom) manuscripts. SOURCE (Top) Punyahavidhi, Govind Pai Research Centre, Udupi. (Bottom) Srinidhi A

**FIGURE 5.**

An epigraphical reading from a stone inscription dated 14th November 1290 uses the term 'Tigalarya' to refer to this script.

SOURCE

Jois, Gunda. 'Havyaka Guudhalipi Tigalari Hasthprathi Granthagalu' Ananta Krishna Carita. 114. Print.

| | Tamil | Grantha | Tigalari | Malayalam | Kannada |
|-------------------|-------|---------|----------|-----------|---------|
| ANUSVARA | - | ಂ | ಂ | ಂ | ಂ |
| VISARGA | - | ಃ | ಃ | ಃ | ಃ |
| LETTER A | அ | ஃ | അ | അ | ಅ |
| LETTER AA | ஆ | ஄ | ആ | ആ | ಆ |
| LETTER I | இ | ஐ | ഈ | ഇ | ಇ |
| LETTER II | ஈ | ಱ | ഈ | ഈ | ಈ |
| LETTER U | உ | உ | ഉ | ഉ | ಉ |
| LETTER UU | ஊ | ஊ | ഊ | ഊ | ಊ |
| LETTER VOCALIC R | - | ಝ | ഝ | ഝ | ಝ |
| LETTER VOCALIC RR | - | ಞ | ഞ | ഞ | ಞ |
| LETTER VOCALIC L | - | ಌ | ഌ | ഌ | ಲ |
| LETTER VOCALIC LL | - | ಍ | ഍ | ഍ | ಲಾ |
| LETTER E | எ | (ಎಂ?) | എ | എ | ಎ |
| LETTER EE | ஏ | ಎ | ഈ | ഈ | ಏ |
| LETTER AI | ஐ | ಐ | ഈ | ഈ | ಐ |
| LETTER O | ஓ | (ಓ?) | ഊ | ഊ | ಓ |
| LETTER OO | ஔ | ಔ | ഊ | ഊ | ಓ |
| LETTER AU | ஔ | ಔ | ഊ | ഊ | ಔ |
| LETTER KA | க | க | ക | ക | ಕ |
| LETTER KHA | - | ഖ | പ | വ | ಖ |
| LETTER GA | - | ഗ | ഗ | ഗ | ಗ |
| LETTER GHA | - | ഘ | ഘ | ഘ | ಘ |
| LETTER NGA | ங | ഐ | ങ | ങ | ಙ |
| LETTER CA | ச | ച | ച | ച | ಚ |
| LETTER CHA | - | ച | ശ | ശ | ಛ |
| LETTER JA | ஐ | ജ | ജ | ജ | ಜ |
| LETTER JHA | - | ഘ | ഘ | ഘ | ಝ |
| LETTER NYA | ஞ | ഞ | ഞ | ഞ | ಞ |
| LETTER TTA | ட | ട | ട | ട | ಟ |
| LETTER TTHA | - | ഠ | ഠ | ഠ | ಠ |

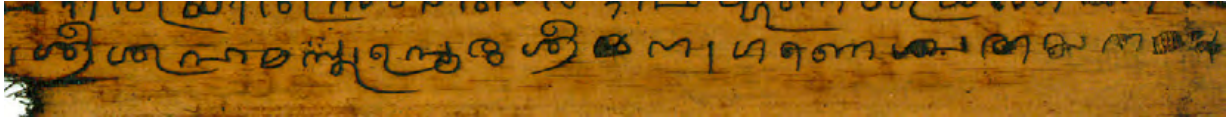
| | | | | | |
|-----------------------|---|----|----|----|----|
| LETTER DDA | - | ಬ | ಬ | ಬ | ಡ |
| LETTER DDHA | - | ಬಿ | ಬಿ | ಬಿ | ಡಿ |
| LETTER NNA | ಣ | ಣ | ಣ | ಣ | ಣ |
| LETTER TA | ತ | ತ | ತ | ತ | ಠ |
| LETTER THA | - | ಝ | ಝ | ಝ | ಠ |
| LETTER DA | - | ಞ | ಞ | ಞ | ಠ |
| LETTER DHA | - | ಝ | ಝ | ಝ | ಠ |
| LETTER NA | ನ | ನ | ನ | ನ | ಠ |
| LETTER PA | ಪ | ಪ | ಪ | ಪ | ಠ |
| LETTER PHA | - | ಫ | ಫ | ಫ | ಠ |
| LETTER BA | - | ಬ | ಬ | ಬ | ಠ |
| LETTER BHA | - | ಬಿ | ಬಿ | ಬಿ | ಠ |
| LETTER MA | ಮ | ಮ | ಮ | ಮ | ಠ |
| LETTER YA | ಯ | ಯ | ಯ | ಯ | ಠ |
| LETTER RA | ರ | ರ | ರ | ರ | ಠ |
| LETTER RRA | ರ | ರ | ರ | ರ | ಠ |
| LETTER LA | ಲ | ಲ | ಲ | ಲ | ಠ |
| LETTER LLA | ಲ | ಲ | ಲ | ಲ | ಠ |
| LETTER LLLA | ಲ | ಲ | ಲ | ಲ | ಠ |
| LETTER VA | ವ | ವ | ವ | ವ | ಠ |
| LETTER SHA | ಶ | ಶ | ಶ | ಶ | ಠ |
| LETTER SSA | ಷ | ಷ | ಷ | ಷ | ಠ |
| LETTER SA | ಸ | ಸ | ಸ | ಸ | ಠ |
| LETTER HA | ಹ | ಹ | ಹ | ಹ | ಠ |
| VOWEL SIGN AA | ಾ | ಾ | ಾ | ಾ | ಾ |
| VOWEL SIGN I | ಿ | ಿ | ಿ | ಿ | ಿ |
| VOWEL SIGN II | ೀ | ೀ | ೀ | ೀ | ೀ |
| VOWEL SIGN U | ು | ು | ು | ು | ು |
| VOWEL SIGN UU | ೂ | ೂ | ೂ | ೂ | ೂ |
| VOWEL SIGN VOCALIC R | - | ್ರ | ್ರ | ್ರ | ್ರ |
| VOWEL SIGN VOCALIC RR | - | ್ರ | ್ರ | ್ರ | ್ರ |

| | | | | | |
|-----------------------|----|---------|-----|-----|-----|
| VOWEL SIGN VOCALIC L | - | ◌᳚ | ◌᳚ | ◌᳚ | ◌᳚ |
| VOWEL SIGN VOCALIC LL | - | ◌᳚᳚ | ◌᳚᳚ | ◌᳚᳚ | ◌᳚᳚ |
| VOWEL SIGN E | ◌᳚ | ◌᳚ | ◌᳚ | ◌᳚ | ◌᳚ |
| VOWEL SIGN EE | ◌᳚ | ◌᳚ | ◌᳚ | ◌᳚ | ◌᳚ |
| VOWEL SIGN AI | ◌᳚ | ◌᳚ | ◌᳚ | ◌᳚ | ◌᳚ |
| VOWEL SIGN O | ◌᳚ | ◌᳚ | ◌᳚ | ◌᳚ | ◌᳚ |
| VOWEL SIGN OO | ◌᳚ | ◌᳚ | ◌᳚ | ◌᳚ | ◌᳚ |
| VOWEL SIGN AU | ◌᳚ | ◌᳚ | ◌᳚ | ◌᳚ | ◌᳚ |
| VIRAMA | ◌᳚ | ◌᳚ | ◌᳚ | ◌᳚ | ◌᳚ |
| AVAGRAHA | - | ◌᳚ | ◌᳚ | ◌᳚ | ◌᳚ |
| REPH | - | ◌᳚ / ◌᳚ | ◌᳚ | ◌᳚ | ◌᳚ |
| 0 | 0 | 0 | 0 | 0 | 0 |
| 1 | க | க | 𑌕 | 𑌕 | 𑌕 |
| 2 | ச | ச | 𑌖 | 𑌖 | 𑌖 |
| 3 | ந | ந | 𑌗 | 𑌗 | 𑌗 |
| 4 | ப | ப | 𑌘 | 𑌘 | 𑌘 |
| 5 | ஠ | ஠ | 𑌙 | 𑌙 | 𑌙 |
| 6 | ஡ | ஡ | 𑌚 | 𑌚 | 𑌚 |
| 7 | ஢ | ஢ | 𑌛 | 𑌛 | 𑌛 |
| 8 | ண | ண | 𑌜 | 𑌜 | 𑌜 |
| 9 | வ | வ | 𑌝 | 𑌝 | 𑌝 |
| 10 | ஶ | ஶ | 𑌞 | 𑌞 | 𑌞 |
| 100 | ஠ | ஠ | 𑌟 | 𑌟 | 𑌟 |

FIGURE 6. Comparison of Tamil, Grantha, Tigalari, Malayalam and Kannada scripts.

FONTS USED

Tamil : Noto Sans Tamil, Grantha : e-Grantamil 7, Tigalari : Mokay (Designed by the Author), Malayalam : Meera, Kannada : Noto Sans Kannada



ಶ್ರೀ ಷ ಣ ಡ ಮ್ನ | ಲ ಷ ರು ಶ್ರೀ ಡ ಣ ಗ ಳ ಷ ಲ ರಾ ಜ ಗ ಡಃ |
 ಶ್ರೀ ಶು ಭ ಮ ಸ್ತು | ಉ ಪೂ ರು ಶ್ರೀ ಮ ಹಾ ಗ ಳೇ ಶ್ವ ರಾ ಯ ನ ಮಃ |
 ಶ್ರೀ ಶು ಭ ಮ ಸ್ತು | ಉ ಪೂ ರು ಶ್ರೀ ಮ ಹಾ ಗ ಳೇ ಶ್ವ ರಾ ಯ ನ ಮಃ |
 Shrii Shu Bha Ma Stu . U Puu Ru Shrii Ma Haa Ga Nnee Shva Raa Ya Na Maha.

FIGURE 7.
 Transcribing Tigalari characters into Kannada, Devanagari and Latin scripts from a manuscript source.
SOURCE
 Dodmane. Uppoor. Udupi.



FIGURE 8.1.
 Kannada language, Tigalari script manuscript.
SOURCE
 Yajnavalkya Vyavaharadhiyaya, Srinidhi




FIGURE 8.2.
 A sample of both Kannada and Tigalari scripts used on the same leaf of a manuscript. Its common to see Kannada or Nandinagari scripts used in the last few pages of the Tigalari manuscripts.
SOURCE
 Yajnavalkya Vyavaharadhiyaya, Srinidhi



FIGURE 8.3.
A tantric palm leaf manuscript that has Kannada, Nagari and Tigarari scripts.
SOURCE
Keladi Museum, Keladi.




FIGURE 9.
Signature of a prominent seer from Udupi in Tigarari that reads 'Shrii Vishwa Vallabha Teertha' of Sōdé Mutt. Rest of the text surrounding it is in Kannada language and script.
SOURCE
Printed on an invitation card.




FIGURE 10.

(LEFT)

RRA+l-vs found in a Kannada language, Tegalari script manuscript. This character has been recently found by Srinidhi in several other such Kannada language manuscripts.

SOURCE

Srinidhi.

(RIGHT)

Tegalari letter LLLA as proposed by Venkataraja Puninchathaya.

SOURCE

Puninchathaya Venkataraja, Tulu Lipi, Tulu Sahitya Academy, Mangalore.

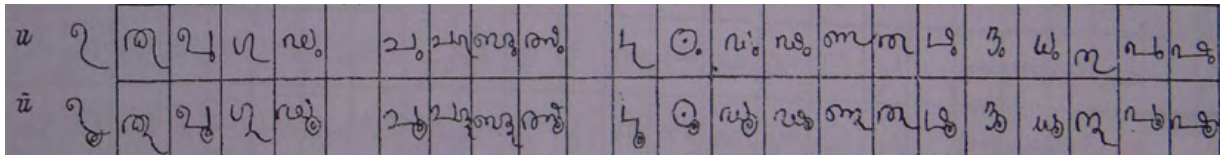


FIGURE 11.

Vowel sign U & UU change according to the character they are combining with.

SOURCE

A C Burnell, Elements of South Indian Palaeography




FIGURE 12.

A manuscript of Tulu language and Tegalari script. Here we see a sequence of letters with *Virama* representing the short un-rounded 'u'.

SOURCE

Dharmasthala Samshodana Pratishthana, Dharmasthala.




FIGURE 13.
 A manuscript of Sanskrit language which uses the semi-circular *Virama* form denoting the negation of the inherent vowel 'A'.
SOURCE
 Taraprakashana, Bangalore.




FIGURE 14.
(LEFT)
 Both the *Virama* forms seen used in a Tulu language, Tigalari script manuscript. Note Ra+*Virama* does not form *Reph*. The combining *Virama* indicates a retroflexion that is distinct from a *Reph*.
SOURCE
 Anantavruta Kathe, S.A.Krishnaiah, Govinda Pai Research Centre, Udupi
(RIGHT)
Virama ligatures in a Tigalari script text book.
SOURCE
 Tuḷu Sahitya Academy, Mangalore.




FIGURE 15.
 Here, we can see the common practice of drawing post-base forms the same size as the base consonant. It is also interesting to note that most vertical conjuncts shift slightly above the base-line, reducing the interlinear space.
SOURCE
 Oriental Research Institute, Mysore.




FIGURE 16.
Various forms of ligatures found on a manuscript.

SOURCE
Private collection, Tamil Nadu.




FIGURE 17.
1. Consonant MA, 2. Horizontal Conjunct [NTRA = NA+TA+RA-PBF], 3. Consonant + Vowel Sign [PU = PA+U-vs], 4. Vertical Conjunct [SSPA = SSA+PA-PBF], 5. Anuswara. The word reads *Mantrapushpam*.

SOURCE
Private Collection, Puttur.




FIGURE 18.
An example of Vertical Ligature combining with a vowel sign [SSA+KA+Vocalic R].

SOURCE
Private Collection, Bangalore.




FIGURE 19.
Virama and Reph ligature.

SOURCE

(LEFT)

15th century specimen isolated by Dr Venkataraja Puninchathaya.

(RIGHT)

Tulu Ramayana, Dharmasthala Samshodana Pratisthana, Dharmasthala.



FIGURE 20.


Tulu page numbering examples :

1, 2, 3, 5, 6

7, 8, 9, 10, 17

SOURCE

Dharmasthala Samshodana Pratisthana, Dharmasthala.

**FIGURE 21.****(ABOVE)**

Digits One and Zero written using Tulu numbers.

IMAGE CREDIT

GVS Ullal

SOURCE

Dharmasthala Samshodana Pratishtana, Dharmasthala.

(BELOW)

Telugu-Kanarese numerals are used in most Tugalari manuscripts. In the above example, these numbers are seen used to number the pages on a palm leaf manuscript. Its interesting to note however that 5 (arrow indicator) is sometimes written in the above style which is slightly different from the current Telugu-Kannada style.

SOURCE

Private collection. Ududpi.

ತುಳು ಅಕ್ಷರ ಸಂಖ್ಯೆಗಳು

| | | | | | | | | | |
|---------|-------|--------|--------|--------|--------|--------|--------|--------|--------|
| 1 - ೧ | 11-೪೧ | 21-2೪೧ | 31-2೪೧ | 41-೫೪೧ | 51-೬೪೧ | 61-೭೪೧ | 70-೮೪೧ | 81-೨೪೧ | 91-೩೪೧ |
| 2 - 2 | 12-೪೨ | 22-2೪೨ | 32-2೪೨ | 42-೫೪೨ | 52-೬೪೨ | 62-೭೪೨ | 72-೮೪೨ | 82-೨೪೨ | 92-೩೪೨ |
| 3 - ೩ | 13-೪೩ | 23-2೪೩ | 33-2೪೩ | 43-೫೪೩ | 53-೬೪೩ | 63-೭೪೩ | 73-೮೪೩ | 83-೨೪೩ | 93-೩೪೩ |
| 4 - ೪ | 14-೪೪ | 24-2೪೪ | 34-2೪೪ | 44-೫೪೪ | 54-೬೪೪ | 64-೭೪೪ | 74-೮೪೪ | 84-೨೪೪ | 94-೩೪೪ |
| 5 - ೫ | 15-೪೫ | 25-2೪೫ | 35-2೪೫ | 45-೫೪೫ | 55-೬೪೫ | 65-೭೪೫ | 75-೮೪೫ | 85-೨೪೫ | 95-೩೪೫ |
| 6 - ೬ | 16-೪೬ | 26-2೪೬ | 36-2೪೬ | 46-೫೪೬ | 56-೬೪೬ | 66-೭೪೬ | 76-೮೪೬ | 86-೨೪೬ | 96-೩೪೬ |
| 7 - ೭ | 17-೪೭ | 27-2೪೭ | 37-2೪೭ | 47-೫೪೭ | 57-೬೪೭ | 67-೭೪೭ | 77-೮೪೭ | 87-೨೪೭ | 97-೩೪೭ |
| 8 - ೮ | 18-೪೮ | 28-2೪೮ | 38-2೪೮ | 48-೫೪೮ | 58-೬೪೮ | 68-೭೪೮ | 78-೮೪೮ | 88-೨೪೮ | 98-೩೪೮ |
| 9 - ೯ | 19-೪೯ | 29-2೪೯ | 39-2೪೯ | 49-೫೪೯ | 59-೬೪೯ | 69-೭೪೯ | 79-೮೪೯ | 89-೨೪೯ | 99-೩೪೯ |
| 10 - ೧೦ | 20-೫೦ | 30-೫೦ | 40-೫೦ | 50-೫೦ | 60-೫೦ | 70-೫೦ | 80-೫೦ | 90-೫೦ | 100-೫೦ |

FIGURE 22. Tigalari Number system. The title reads 'Tulu numbers' as its commonly referred to by this name by the scholars of the Tulu speaking region today.

SOURCE

Dr S R Vighnaraj, Dharmasthala Samshodana Pratishtana, Dharmasthala. Published by Tulu Sahitya Academy, Mangalore. 2006.




FIGURE 23. Examples of Alankaara 'ೳ'.

SOURCE

Private collection, Mangalore district.




FIGURE 24.
Example of Shrii 'ꣳ' used as space filler and an ornament.

SOURCE

Private collection, Mangalore district.

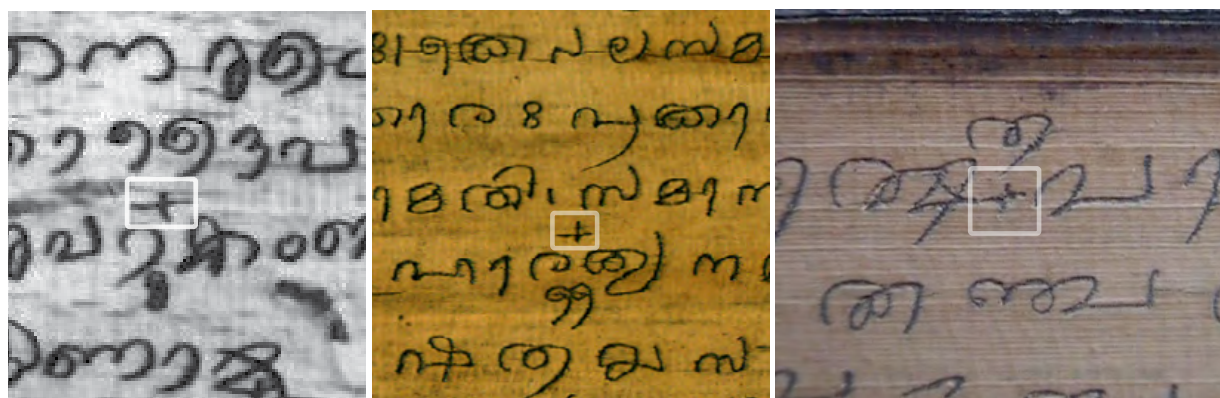


FIGURE 25.
Example of *Tiddu* marks with corrections appearing above and below the baseline.

SOURCE

Mahaitarayopanishatt Bhashya, Location: Udipi Mutt. Digitised by Tarapakahana, Bangalore.




FIGURE 26.
Svarita and *Anudatta* are marked in the above manuscript.

SOURCE

Private collection, Mangalore district.

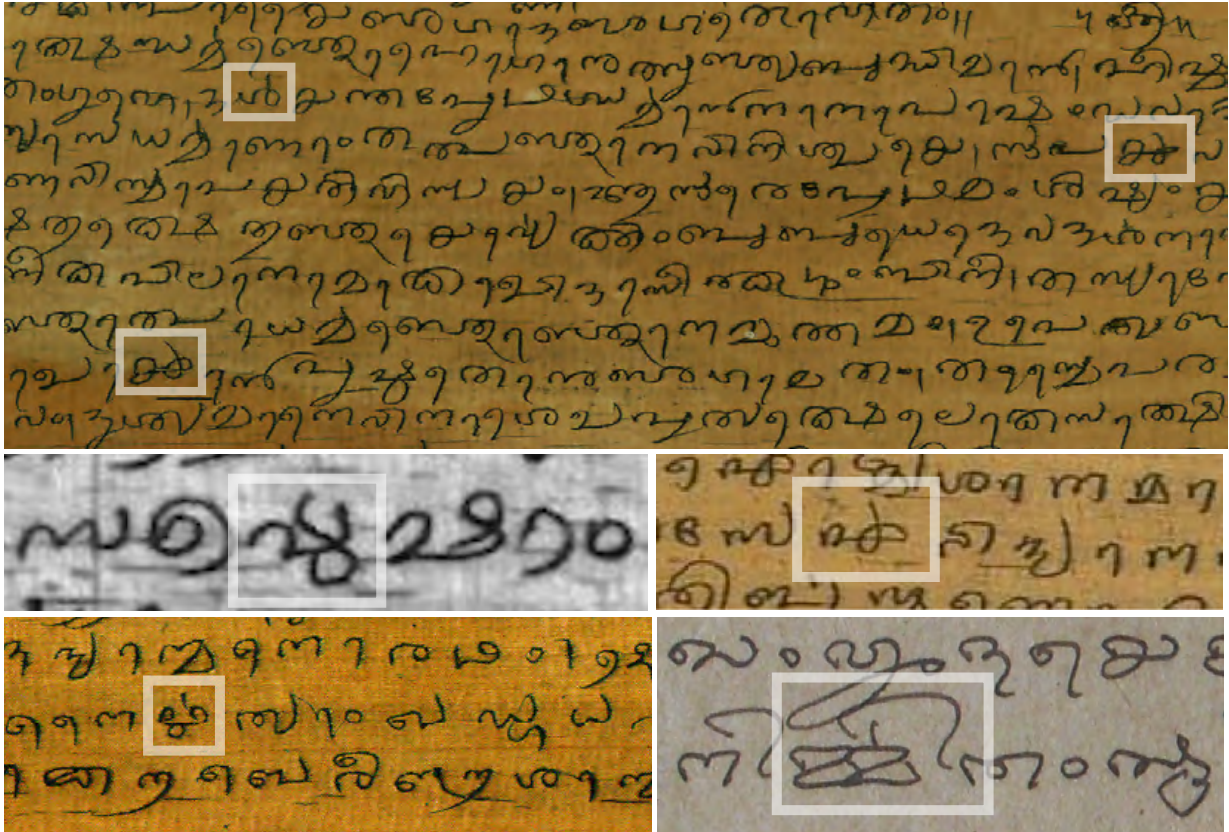


FIGURE 27.

(TOP)

Ligature form YA+*Reph* (ꣳ). Also note the Tigalari Letter SHA forms a ligature with *Reph* here. Not to be confused with a SHA+*Virama chillu* form as seen in Malayalam U+0D7E.

SOURCE

Private Collection, Kasargod.

(MIDDLE RIGHT AND LEFT)

The two forms of VA+*Reph* ligature found in Tigalari.

SOURCE

Left : Sarvamoola Grantha, Udipi Mutt. Digitised by Taraprakashana, Bangalore

Right : Srinidhi

(BELOW LEFT)

Repha combining with Vocalic R. From the word NAIRRTYAAM नैर्ऋत्यां.

SOURCE

Private Collection, Udupi.

(BELOW RIGHT)

[MA+MA]+*Reph*+I

SOURCE

Dharmasthala Samshodana Pratishthana, Dharmasthala.




FIGURE 28. Candrabindu style Anunaasika character seen used in a Tulu language manuscript. This symbol is used experimentally here in an attempt to indicate the half unrounded U sound which is otherwise associated with a *Candra Virama* form.

SOURCE
Tulu Ramayana, Dharmasthala Samshodana Pratishtana, Dharmasthala.

NOTE :

Figures 29, 30, 31, 32, 33, 34, 35, 36, 37, 42 and 43 are collected samples of Tigalari alphabet by individuals and organisations. There are several inconsistencies in a few of these images with the current research. However, it makes for an interesting collection to study the various representations.

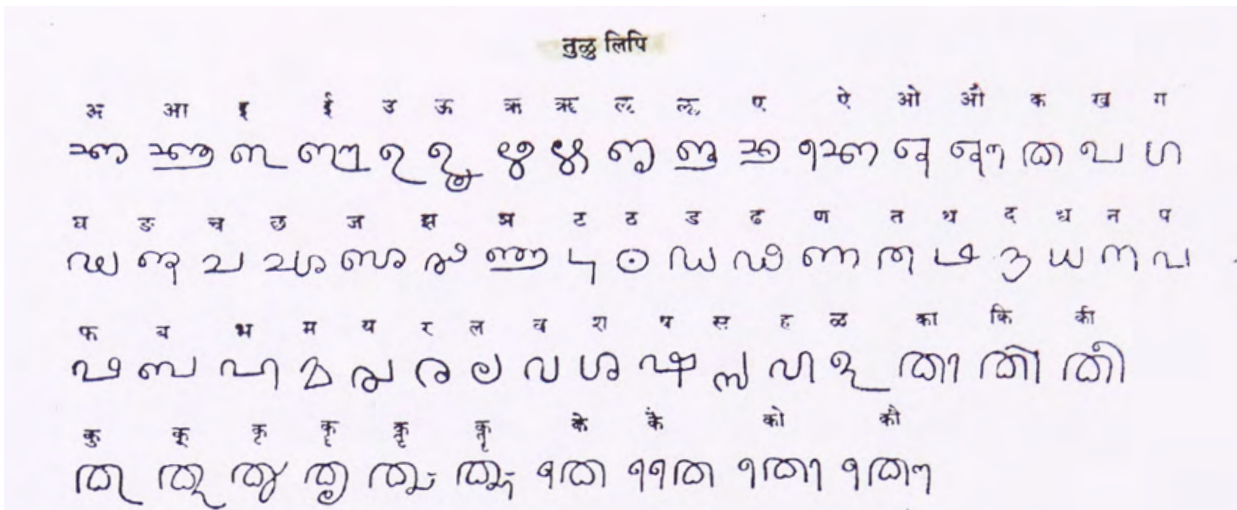


FIGURE 29. Tigalari alphabet
SOURCE
Ojha, Gauri Shankar Hirachand. Bharatiya Prachin Lipimala (The Palaeography of India). Delhi : Munshiram Manoharlal, 1918. Print.

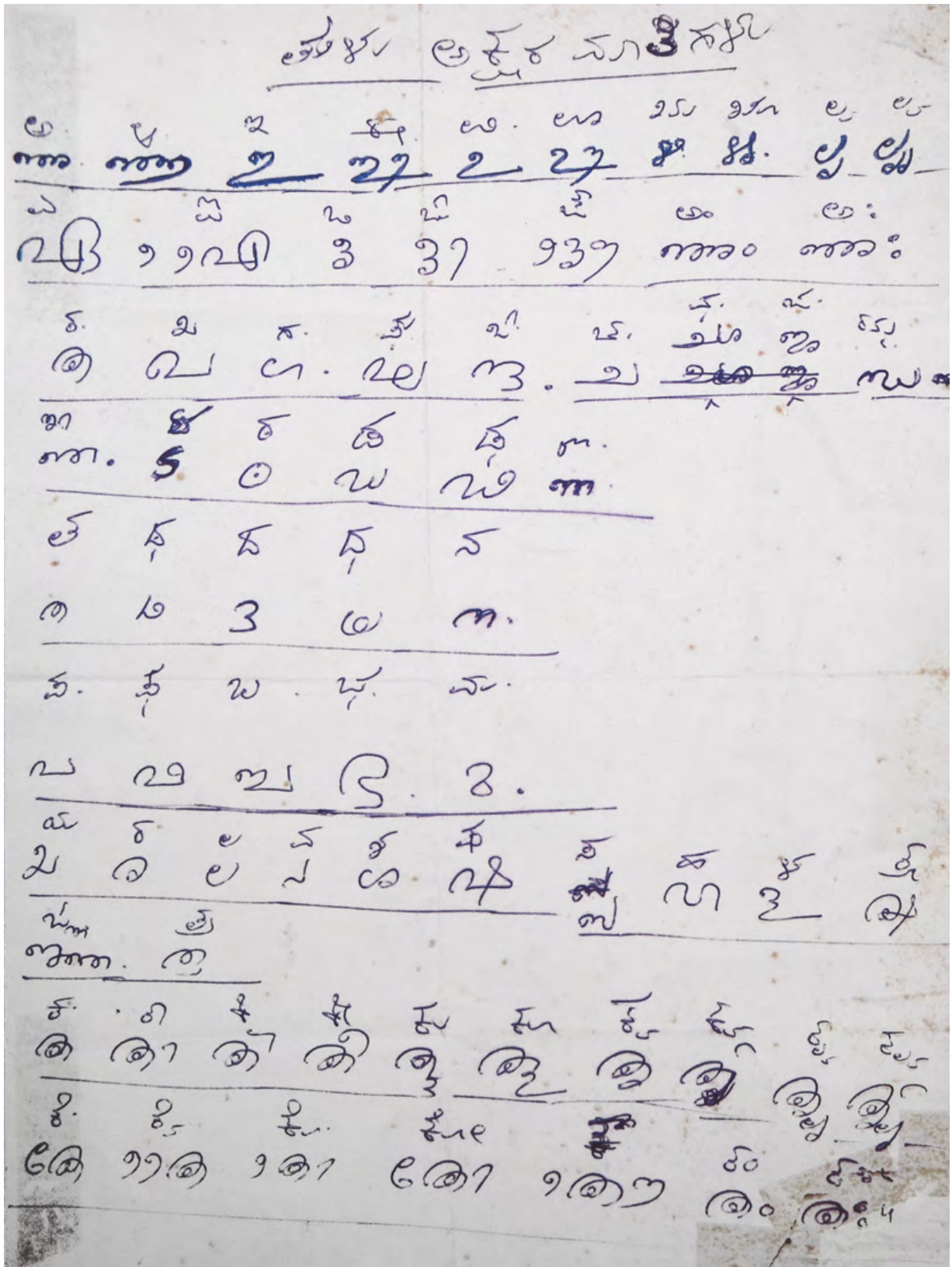


FIGURE 32.
 Handwriting Sample of the Tigalari character-set and vowel marks.
SOURCE
 Poornaprajna Vidyapeetha, Bangalore.

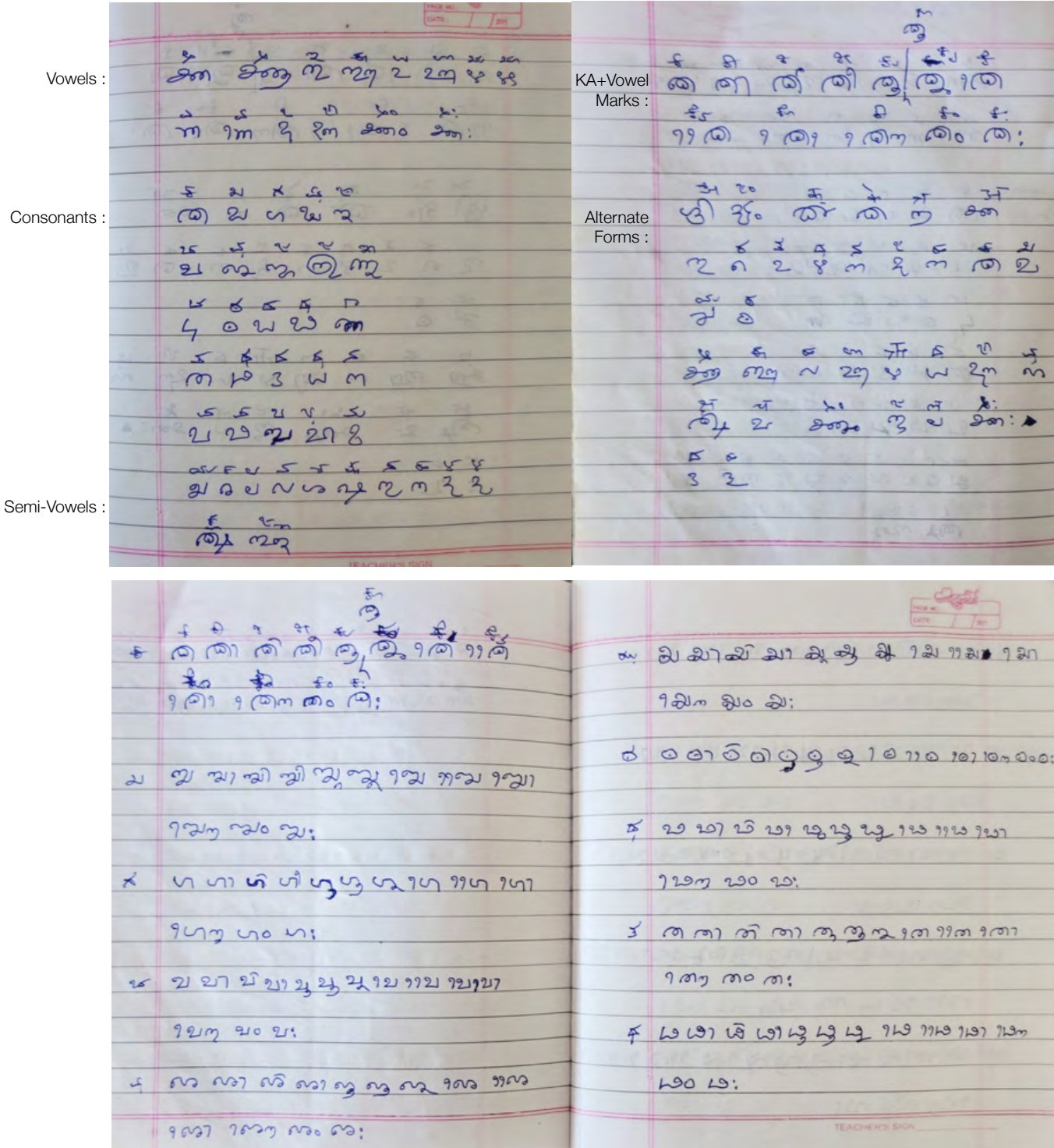


FIGURE 33.

Gunda Jois and his son, Venkatesh Jois established a Museum a Keladi that houses several Tigalarai manuscripts. They have studied this script for several years now. Images 33, 34 & 35 capture the Tigalari orthography as seen in several manuscripts that were read by them.

SOURCE

From the personal notes of Dr Keladi Venkatesh Jois, Keladi Museum, Keladi.

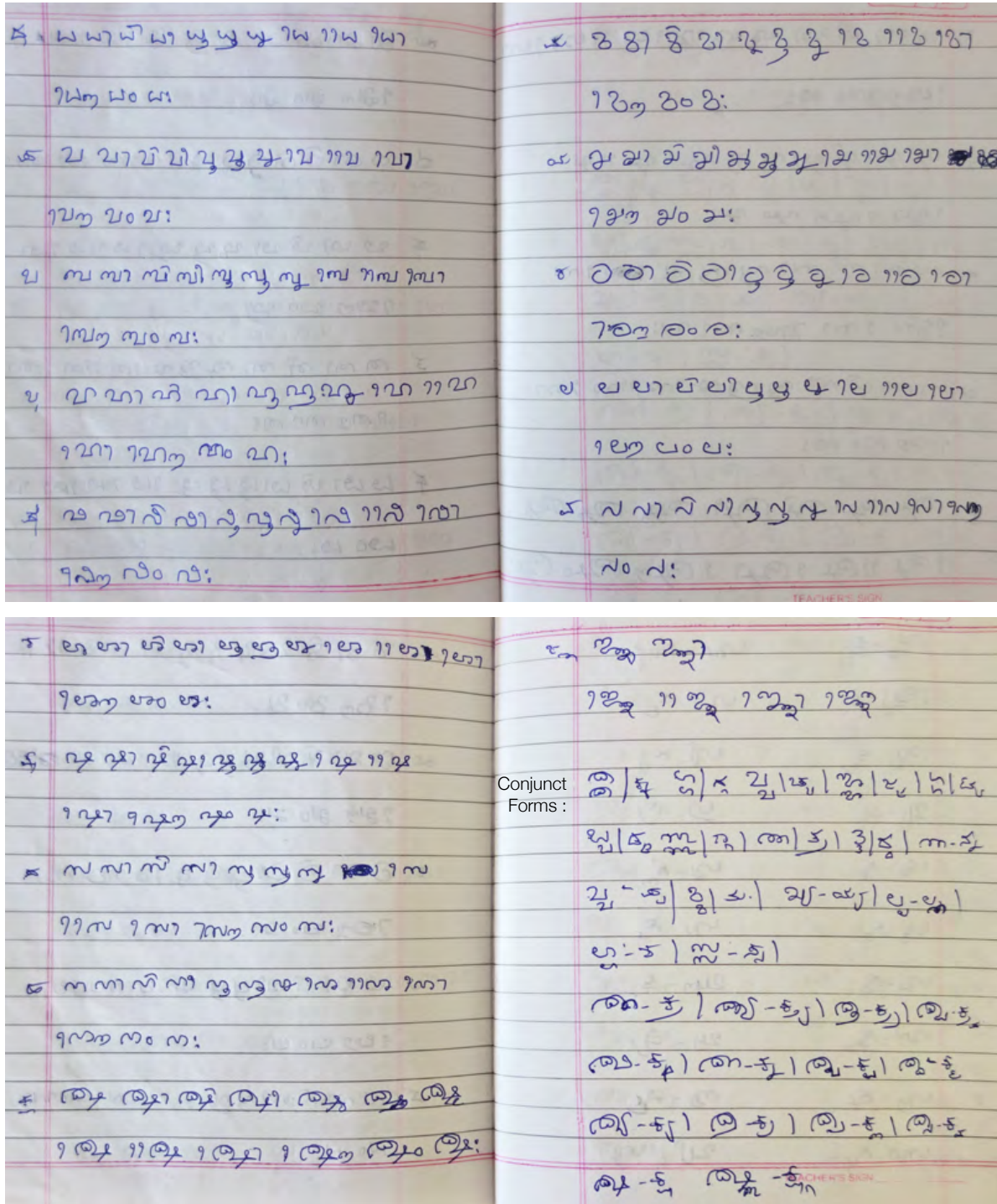


FIGURE 34. Consonant+Vowel mark combinations and Conjunct forms in Tigalari.
SOURCE From the personal notes of Dr Keladi Venkatesh Jois, Keladi Museum, Keladi.

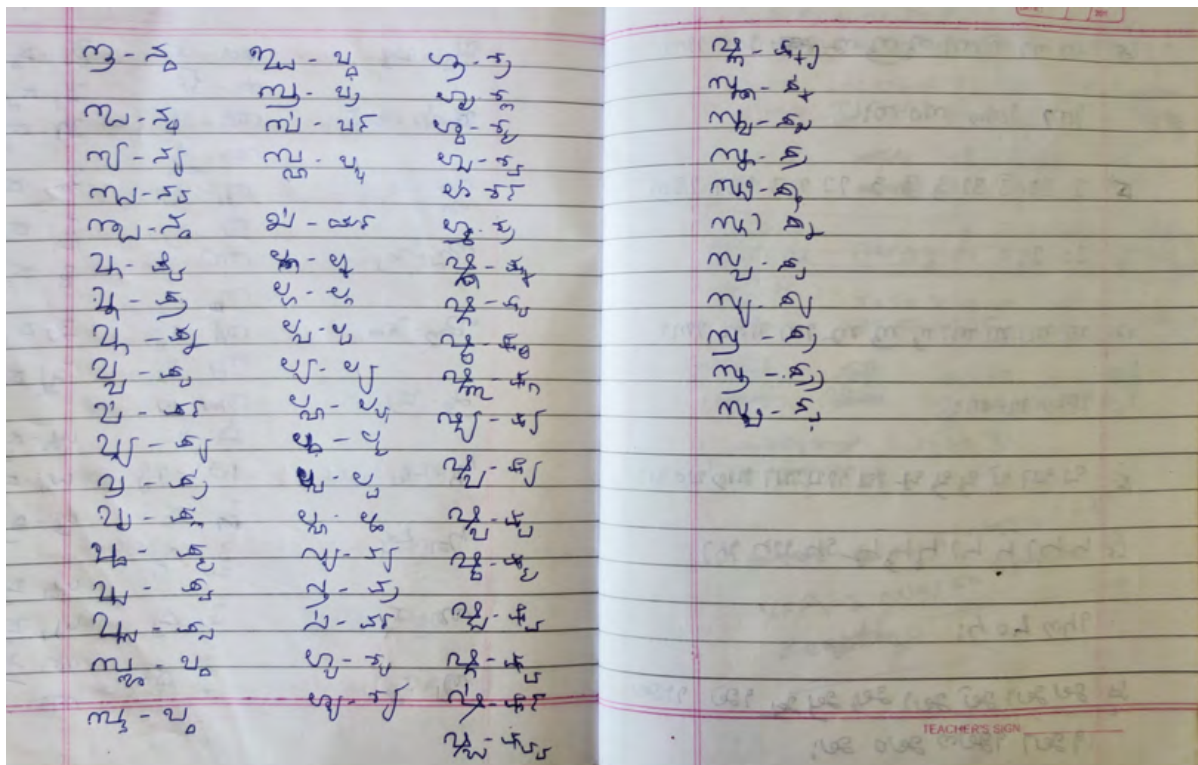
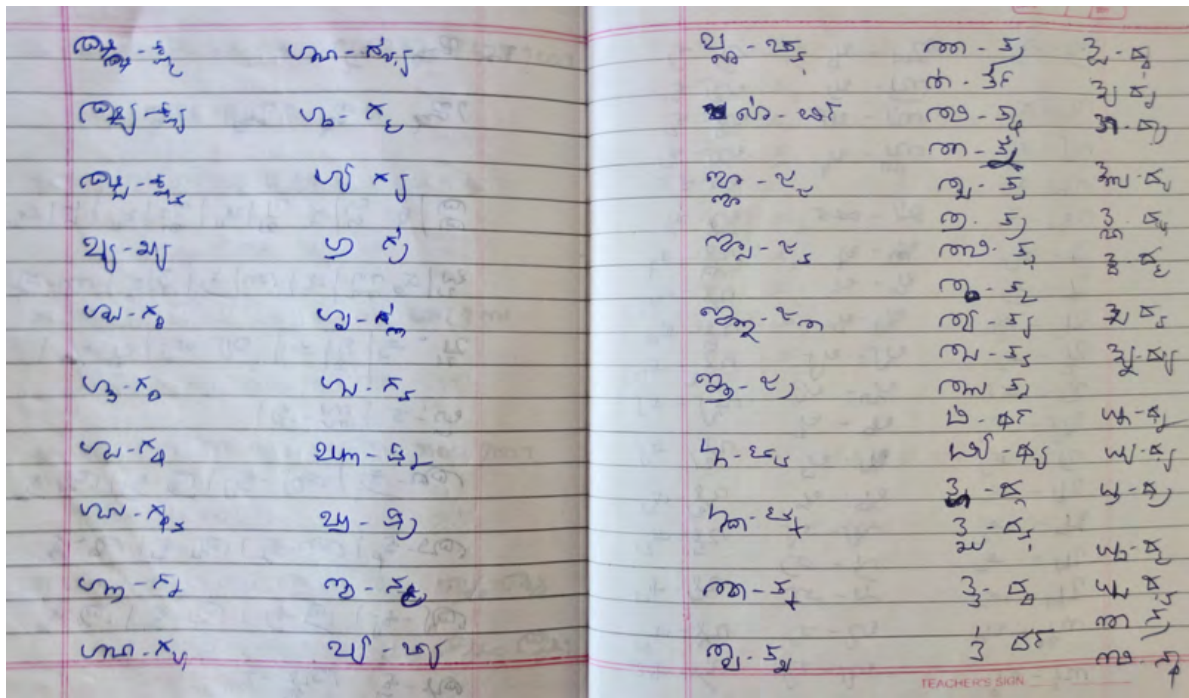


FIGURE 35.
Listing the conjunct forms in Tigalari.

SOURCE

From the personal notes of Dr Keladi Venkatesh Jois, Keladi Museum, Keladi.

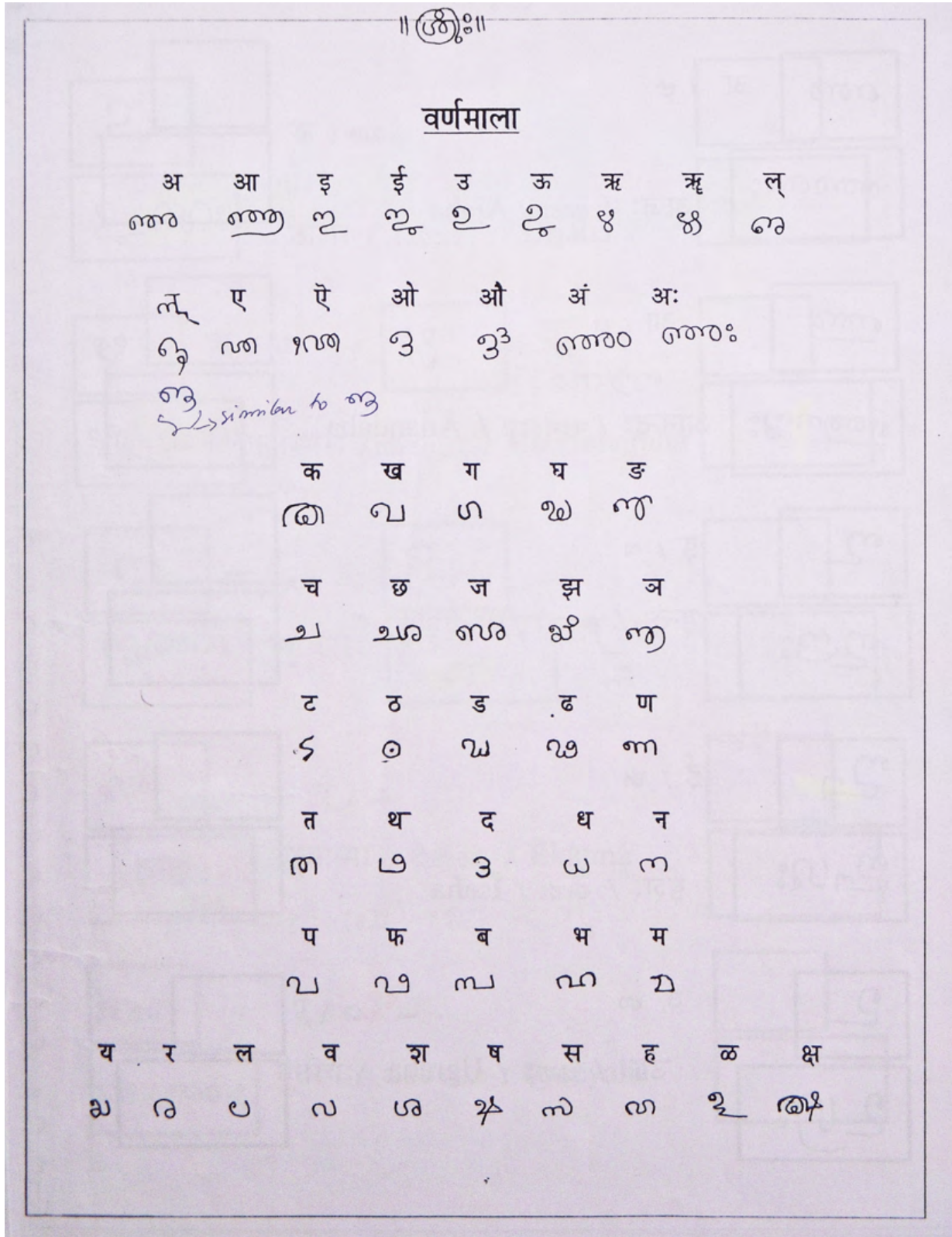


FIGURE 36.

Tegalari script is being taught in several places in Bangalore and coastal Karnataka. The image above is a part of the teaching material used in one of these workshops conducted in Bangalore by *Shrii* Krishnaraja Bhat. His workshops are aimed at teaching this script primarily for Sanskrit language.

SOURCE

The Poornaprajna Samshodhana Mandiram, Bangalore.

॥ (ॐ) ॥

अक्षराणामितराणं रूपानि

| शुणितमितीनि | | | | | | सङ्ख्याः | |
|-------------|----|---|-----|----|----|----------|----|
| क | - | अ | २७० | गू | ५२ | १ | ५७ |
| ख | -१ | आ | २७१ | घ | ५३ | २ | २१ |
| ग | -१ | इ | २७२ | च | ५४ | ३ | ३३ |
| घ | -१ | ए | ०० | झ | ५५ | ४ | ४४ |
| ङ | -० | ऊ | २७३ | झ | ५६ | ५ | ७३ |
| च | -० | उ | २७४ | ञ | ५७ | ६ | ३५ |
| छ | -० | व | ५ | | | ७ | ५५ |
| ज | -० | ख | ५ | | | ८ | ५५ |
| झ | -० | ग | ५ | | | ९ | ५५ |
| ञ | -० | घ | ५ | | | १० | ५७ |
| ट | -० | च | ५ | | | | |
| ठ | -० | छ | ५ | | | | |
| ड | -० | ज | ५ | | | | |
| ढ | -० | झ | ५ | | | | |
| ण | -० | ञ | ५ | | | | |
| त | -० | अ | ५ | | | | |
| थ | -० | आ | ५ | | | | |
| द | -० | इ | ५ | | | | |
| ध | -० | ए | ५ | | | | |
| न | -० | ऊ | ५ | | | | |
| प | -० | उ | ५ | | | | |
| फ | -० | व | ५ | | | | |
| ब | -० | ख | ५ | | | | |
| भ | -० | ग | ५ | | | | |
| म | -० | घ | ५ | | | | |
| य | -० | च | ५ | | | | |
| र | -० | छ | ५ | | | | |
| ल | -० | ज | ५ | | | | |
| व | -० | झ | ५ | | | | |
| श | -० | ञ | ५ | | | | |
| ष | -० | अ | ५ | | | | |
| स | -० | आ | ५ | | | | |
| ह | -० | इ | ५ | | | | |
| ः | -० | ए | ५ | | | | |
| ० | -० | ऊ | ५ | | | | |
| ० | -० | उ | ५ | | | | |
| ० | -० | व | ५ | | | | |
| ० | -० | ख | ५ | | | | |
| ० | -० | ग | ५ | | | | |
| ० | -० | घ | ५ | | | | |
| ० | -० | च | ५ | | | | |
| ० | -० | छ | ५ | | | | |
| ० | -० | ज | ५ | | | | |
| ० | -० | झ | ५ | | | | |
| ० | -० | ञ | ५ | | | | |
| ० | -० | अ | ५ | | | | |
| ० | -० | आ | ५ | | | | |
| ० | -० | इ | ५ | | | | |
| ० | -० | ए | ५ | | | | |
| ० | -० | ऊ | ५ | | | | |
| ० | -० | उ | ५ | | | | |
| ० | -० | व | ५ | | | | |
| ० | -० | ख | ५ | | | | |
| ० | -० | ग | ५ | | | | |
| ० | -० | घ | ५ | | | | |
| ० | -० | च | ५ | | | | |
| ० | -० | छ | ५ | | | | |
| ० | -० | ज | ५ | | | | |
| ० | -० | झ | ५ | | | | |
| ० | -० | ञ | ५ | | | | |
| ० | -० | अ | ५ | | | | |
| ० | -० | आ | ५ | | | | |
| ० | -० | इ | ५ | | | | |
| ० | -० | ए | ५ | | | | |
| ० | -० | ऊ | ५ | | | | |
| ० | -० | उ | ५ | | | | |
| ० | -० | व | ५ | | | | |
| ० | -० | ख | ५ | | | | |
| ० | -० | ग | ५ | | | | |
| ० | -० | घ | ५ | | | | |
| ० | -० | च | ५ | | | | |
| ० | -० | छ | ५ | | | | |
| ० | -० | ज | ५ | | | | |
| ० | -० | झ | ५ | | | | |
| ० | -० | ञ | ५ | | | | |
| ० | -० | अ | ५ | | | | |
| ० | -० | आ | ५ | | | | |
| ० | -० | इ | ५ | | | | |
| ० | -० | ए | ५ | | | | |
| ० | -० | ऊ | ५ | | | | |
| ० | -० | उ | ५ | | | | |
| ० | -० | व | ५ | | | | |
| ० | -० | ख | ५ | | | | |
| ० | -० | ग | ५ | | | | |
| ० | -० | घ | ५ | | | | |
| ० | -० | च | ५ | | | | |
| ० | -० | छ | ५ | | | | |
| ० | -० | ज | ५ | | | | |
| ० | -० | झ | ५ | | | | |
| ० | -० | ञ | ५ | | | | |
| ० | -० | अ | ५ | | | | |
| ० | -० | आ | ५ | | | | |
| ० | -० | इ | ५ | | | | |
| ० | -० | ए | ५ | | | | |
| ० | -० | ऊ | ५ | | | | |
| ० | -० | उ | ५ | | | | |
| ० | -० | व | ५ | | | | |
| ० | -० | ख | ५ | | | | |
| ० | -० | ग | ५ | | | | |
| ० | -० | घ | ५ | | | | |
| ० | -० | च | ५ | | | | |
| ० | -० | छ | ५ | | | | |
| ० | -० | ज | ५ | | | | |
| ० | -० | झ | ५ | | | | |
| ० | -० | ञ | ५ | | | | |
| ० | -० | अ | ५ | | | | |
| ० | -० | आ | ५ | | | | |
| ० | -० | इ | ५ | | | | |
| ० | -० | ए | ५ | | | | |
| ० | -० | ऊ | ५ | | | | |
| ० | -० | उ | ५ | | | | |
| ० | -० | व | ५ | | | | |
| ० | -० | ख | ५ | | | | |
| ० | -० | ग | ५ | | | | |
| ० | -० | घ | ५ | | | | |
| ० | -० | च | ५ | | | | |
| ० | -० | छ | ५ | | | | |
| ० | -० | ज | ५ | | | | |
| ० | -० | झ | ५ | | | | |
| ० | -० | ञ | ५ | | | | |
| ० | -० | अ | ५ | | | | |
| ० | -० | आ | ५ | | | | |
| ० | -० | इ | ५ | | | | |
| ० | -० | ए | ५ | | | | |
| ० | -० | ऊ | ५ | | | | |
| ० | -० | उ | ५ | | | | |
| ० | -० | व | ५ | | | | |
| ० | -० | ख | ५ | | | | |
| ० | -० | ग | ५ | | | | |
| ० | -० | घ | ५ | | | | |
| ० | -० | च | ५ | | | | |
| ० | -० | छ | ५ | | | | |
| ० | -० | ज | ५ | | | | |
| ० | -० | झ | ५ | | | | |
| ० | -० | ञ | ५ | | | | |
| ० | -० | अ | ५ | | | | |
| ० | -० | आ | ५ | | | | |
| ० | -० | इ | ५ | | | | |
| ० | -० | ए | ५ | | | | |
| ० | -० | ऊ | ५ | | | | |
| ० | -० | उ | ५ | | | | |
| ० | -० | व | ५ | | | | |
| ० | -० | ख | ५ | | | | |
| ० | -० | ग | ५ | | | | |
| ० | -० | घ | ५ | | | | |
| ० | -० | च | ५ | | | | |
| ० | -० | छ | ५ | | | | |
| ० | -० | ज | ५ | | | | |
| ० | -० | झ | ५ | | | | |
| ० | -० | ञ | ५ | | | | |
| ० | -० | अ | ५ | | | | |
| ० | -० | आ | ५ | | | | |
| ० | -० | इ | ५ | | | | |
| ० | -० | ए | ५ | | | | |
| ० | -० | ऊ | ५ | | | | |
| ० | -० | उ | ५ | | | | |
| ० | -० | व | ५ | | | | |
| ० | -० | ख | ५ | | | | |
| ० | -० | ग | ५ | | | | |
| ० | -० | घ | ५ | | | | |
| ० | -० | च | ५ | | | | |
| ० | -० | छ | ५ | | | | |
| ० | -० | ज | ५ | | | | |
| ० | -० | झ | ५ | | | | |
| ० | -० | ञ | ५ | | | | |
| ० | -० | अ | ५ | | | | |
| ० | -० | आ | ५ | | | | |
| ० | -० | इ | ५ | | | | |
| ० | -० | ए | ५ | | | | |
| ० | -० | ऊ | ५ | | | | |
| ० | -० | उ | ५ | | | | |
| ० | -० | व | ५ | | | | |
| ० | -० | ख | ५ | | | | |
| ० | -० | ग | ५ | | | | |
| ० | -० | घ | ५ | | | | |
| ० | -० | च | ५ | | | | |
| ० | -० | छ | ५ | | | | |
| ० | -० | ज | ५ | | | | |
| ० | -० | झ | ५ | | | | |
| ० | -० | ञ | ५ | | | | |
| ० | -० | अ | ५ | | | | |
| ० | -० | आ | ५ | | | | |
| ० | -० | इ | ५ | | | | |
| ० | -० | ए | ५ | | | | |
| ० | -० | ऊ | ५ | | | | |
| ० | -० | उ | ५ | | | | |
| ० | -० | व | ५ | | | | |
| ० | -० | ख | ५ | | | | |
| ० | -० | ग | ५ | | | | |
| ० | -० | घ | ५ | | | | |
| ० | -० | च | ५ | | | | |
| ० | -० | छ | ५ | | | | |
| ० | -० | ज | ५ | | | | |
| ० | -० | झ | ५ | | | | |
| ० | -० | ञ | ५ | | | | |
| ० | -० | अ | ५ | | | | |
| ० | -० | आ | ५ | | | | |
| ० | -० | इ | ५ | | | | |
| ० | -० | ए | ५ | | | | |
| ० | -० | ऊ | ५ | | | | |
| ० | -० | उ | ५ | | | | |
| ० | -० | व | ५ | | | | |
| ० | -० | ख | ५ | | | | |
| ० | -० | ग | ५ | | | | |
| ० | -० | घ | ५ | | | | |
| ० | -० | च | ५ | | | | |
| ० | -० | छ | ५ | | | | |
| ० | -० | ज | ५ | | | | |

VOWEL SIGN U -

| Consonant | ◌u | ◌ụ | ◌u̇ |
|-----------|----|-----|-----|
| ku | കു | കു̣ | - |
| gu | ഗു | ഗു̣ | - |
| chu | കു | കു̣ | - |
| ju | കു | കു̣ | - |
| ṭu | കു | - | കു̣ |
| ṇu | കു | കു̣ | കു̇ |
| tu | കു | കു̣ | - |
| nu | കു | - | കു̣ |
| bhu | കു | കു̣ | - |
| ru | കു | കു̣ | കു̇ |
| śu | കു | കു̣ | - |
| hu | കു | കു̣ | - |

VOWEL SIGN UU-

| Consonant | ◌ū | ◌ū̇ |
|-----------|-----|-----|
| kū | കു̄ | കു̇ |
| gū | കു̄ | - |
| chū | കു̄ | - |
| jū | കു̄ | - |
| ṭū | കു̄ | കു̇ |
| ṇū | കു̄ | കു̇ |
| tū | കു̄ | - |
| nū | കു̄ | കു̇ |
| bhū | കു̄ | - |
| rū | കു̄ | കു̇ |
| śū | കു̄ | - |
| hū | കു̄ | - |

FIGURE 38.

Tigalari vowel marks U and UU vary according to the characters they combine with. Also these forms change across manuscripts. This is a tabulated form of these variations put-together by Srinidhi A.

SOURCE
Srinidhi A.

ALPHABET

The letters of the alphabet adopted and the method of their transliteration.

| | Kannada | Roman | Nearest English equivalent in pronunciation wherever available |
|---------------------------|---------|---------|--|
| Vowels: | ಉ | u | |
| | ಊ | uu | |
| | ಅ | a | u of cut |
| | ಆ | aa | a of calm |
| | ಇ | i | i of bit |
| | ಊ | ii | ee of keep |
| | ಉ | u | u of put |
| | ಊ | uu | oo of shoot |
| | ಋ | r | |
| | ೠ | rr | |
| | ಋ | ε | a of man |
| | ೠ | εε | a of mat |
| Diphthongs: | ಏ | e | e of bet |
| | ಊ | ee | a of mate |
| | ಓ | o | o of obedience |
| | ಔ | oo | oa of coat |
| | ಐ | ai/ ei | i of like ai of main |
| | ಋಯ್ಯ | ayū/ ay | |
| | ಋಯ್ | ayi | |
| | ಋಯ್ | eyi | |
| | ಋಯ್ | au/ ou | ov of love ov of stove |
| | ಋಯ್ | avū/ av | |
| | ಋಯ್ | avu | |
| | ಋಯ್ | ovu | |
| Stops unaspirated: | ಕ | ka | k of skin |
| | ಗ | ga | g of get |
| | ಚ | ca | ch of church |
| | ಜ | ja | j of jet |
| | ತ | ta | t of heat (with the tip of the tongue curled back) |
| | ಡ | da | d of curd (with the tip of the tongue curled back) |

CHAPTER - 1

PHONOLOGY

1.1. INVENTORY

The overall phonemic system of Tulu is as follows:

Vowels :

| | Front | Central | Back |
|------|-------------|-------------|-------------|
| High | <i>i ii</i> | <i>ɨ ɨɨ</i> | <i>u uu</i> |
| Mid | <i>e ee</i> | | <i>o oo</i> |
| Low | <i>ɛ ɛɛ</i> | | <i>a aa</i> |

Consonants :

Stops and affricates :

| | | | | | | |
|-----------|---|-----------|-----------|-----------|-----------|-----------|
| voiceless | : | <i>p</i> | <i>t</i> | <i>ʈ</i> | <i>c</i> | <i>k</i> |
| aspirated | : | <i>ph</i> | <i>th</i> | <i>ʈh</i> | <i>ch</i> | <i>kh</i> |
| voiced | : | <i>b</i> | <i>d</i> | <i>ɖ</i> | <i>j</i> | <i>g</i> |
| aspirated | : | <i>bh</i> | <i>dh</i> | <i>ɖh</i> | <i>jh</i> | <i>gh</i> |

Sonorants:

| | | | | | | |
|-----------|---|----------|----------|----------|----------|----------|
| nasal | : | <i>m</i> | <i>n</i> | <i>ɳ</i> | <i>ṅ</i> | <i>ṇ</i> |
| oral | : | <i>v</i> | <i>l</i> | <i>ɭ</i> | <i>y</i> | |
| trill | : | | <i>r</i> | | | |
| sibilant | : | | <i>s</i> | <i>ʂ</i> | <i>ʃ</i> | |
| fricative | : | | | | | <i>h</i> |

The following phonemes have marginal status:

Consonants:

| | | | | |
|-----------|-----------|-----------|-----------|-----------|
| <i>ph</i> | <i>th</i> | <i>ʈh</i> | <i>ch</i> | <i>kh</i> |
| <i>bh</i> | <i>dh</i> | <i>ɖh</i> | <i>jh</i> | <i>gh</i> |
| | | <i>ʂ</i> | <i>ʃ</i> | |

FIGURE 40.

Tulu language phonetic system. The additional phonetic values are listed here as-well. It is very useful to have these additional characters included in Tigalari as-well.

SOURCE

Kekunnaya, Padmanabha. "Chapter 1." A Comparative Study of Tulu Dialects. Udupi, Karnataka: Rashtrakavi Govinda Pai Research Centre, 1994. 21. Print.

Table - 1 (Contd.)

Distribution of Phonemes

| <u>Vowels</u> | <u>Initial</u> | <u>Medial</u> | <u>Final</u> |
|---------------|----------------|---------------|--------------|
| ʊ | + | + | + |
| ʊʊ | - | + | + |
| a | + | + | + |
| aa | + | + | + |
| u | + | + | + |
| uu | + | + | + |
| o | + | + | + |
| oo | + | + | + |

Illustrations :

| <u>Vowels</u> | <u>Initial</u> | | <u>Medial</u> | | <u>Final</u> | |
|---------------|----------------|-----------------|-------------------|-------------------------|----------------|---------------------|
| i | irɛ | leaf | kide | cow-pen | aɖi | bottom |
| ii | iinɛ | You (hon.sg) | niinɛ | water | pii | human excreta |
| e | edɛ | chest | cembu | copper | aaye | he |
| ee | eedu | goat | keedu | harm | kaɖee | to grind |
| ɛ | -- | -- | -- | -- | tare | head |
| ɛɛ | -- | -- | ɖɛnsɛ | dance | baalɛɛ | O! my dear child |
| ʊ | ʊnda | Lo! take | naɖuɖu | to tremble | kaaɖu | forest |
| ʊʊ | -- | -- | poomɛunde (Nb) | he told: it has gone | tindɛnɛ | it has eaten |
| a | aŋgi | shirt | karɛ | side | kara | earthen pot |
| aa | aanɛ | elephant | naalu | four | tinpa | to cause to eat |
| u | umi | husk | kuɖu | horsegram | sappu | leaf |
| uu | uuru | native, village | nuulu | thread | sknuu | screw |
| oo | oŋji | one | koɖɛ | umbrella | tooʃo | garden |
| oo | ooni | lane | kooɖi | corner | suupoo (Sb) | to show |

FIGURE 41.

Analysis and examples of the retroflex A, AA, E & EE in Tulu language.

SOURCE

Kekunnaya, Padmanabha. "Chapter 1." A Comparative Study of Tulu Dialects. Udupi, Karnataka: Rashtrakavi Govinda Pai Research Centre, 1994. 22. Print.

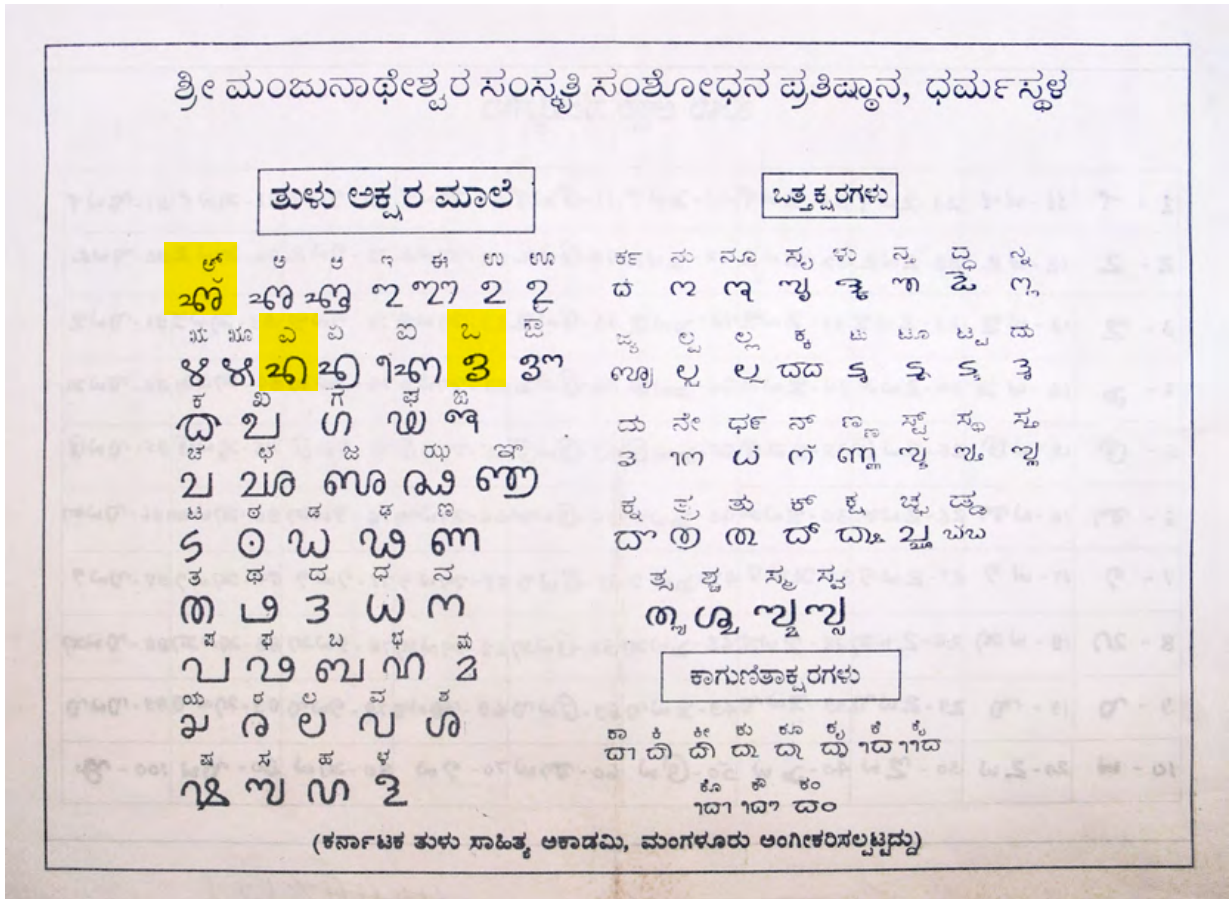


FIGURE 43. Leaflet distributed by Dharmasthala Samshodana Pratishthana, Dharmasthala to encourage the adoption of Tigalari script for Tulu language. Here we see the recently added vowel E as proposed by S R Vighnaraj. Also the Tigalari long vowel OO is interpreted as short vowel O. This is a mistake that might have arisen from the author’s familiarity with the Malayalam script. A + *Virama* combination is also included.

SOURCE
 Dr S R Vighnaraj, Dharmasthala Samshodana Pratishthana, Dharmasthala.



FIGURE 45. Tulu (Tigalari) primer 'Tulu Aksharamaale' published by Karnataka Tulu Sahithya Academy (Pg. 7, 13, 21, 26); Mangalore. The characters and orthography seen here is once again roughly based on Puninchattaya's work published as a book called 'Tulu Lipi'. The glyph shapes appear to be the similar to Figure 44 and carries forward the same errors.

SOURCE
<http://www.tuluacademy.org/en/category/tulu-alphabets/>

ಪಾಠ ೪
ಪರ್ಣಮಾಲೆಯ ಕೆಲವು ಪಾಠಾಂತರಗಳು
ವಿಭಿನ್ನ ರೂಪಗಳು

| ತುಳು | ಕನ್ನಡ |
|------|-------|
| ೦೦ | ಈ |
| ೭೫ | ಊ |
| ೫ | ಋ |
| ೩ | ೠ |
| ೩ | ಕ್ |
| ೩ | ಕ |

| ತುಳು | ಕನ್ನಡ |
|------|-------|
| ೩ | ಕ್ |
| ೩ | ಕ |
| ೩ | ಕ |
| ೩ | ಕ |
| ೩ | ಕ |
| ೩ | ಕ |

| ತುಳು | ಕನ್ನಡ |
|------|-------|
| ೩ | ಕು |
| ೩ | ಕು |
| ೩ | ಕು |
| ೩ | ಕು |
| ೩ | ಕು |
| ೩ | ಕು |

| ತುಳು | ಕನ್ನಡ |
|------|-------|
| ೩ | ಹು |
| ೩ | ಹು |
| ೩ | ಹು |
| ೩ | ಹು |
| ೩ | ಹು |
| ೩ | ಹು |

ಪುಟ ೧೬ / 15

ಪಾಠ ೬

| ಒತ್ತಕ್ಕರಗಳು |
|---|
| ತುಳುವಿನಲ್ಲಿ ಒತ್ತಕ್ಕರಗಳನ್ನು ಮೂರು ರೀತಿಯಲ್ಲಿ ಬರೆಯಬಹುದು. |
| 1. ಒಂದು ಮೂಲಾಕ್ಷರದ ಕೆಳಗೆ ಅಥವಾ ಅದಕ್ಕೆ ಬೇರೊಂದು ಇನ್ನೊಂದು ಮೂಲಾಕ್ಷರವನ್ನೇ ಬರೆಯುವುದು. |
| ಉದಾ: ಫ್ - ಗ್ಫ ಫ್ - ಗ್ಫ |
| ಫ್ - ಫ್ ಫ್ - ಗ್ಫ |
| ಫ್ - ಫ್ ಫ್ - ಫ್ |
| ಫ್ - ಫ್ ಫ್ - ಫ್ |
| ಫ್ - ಫ್ ಫ್ - ಫ್ |
| 2. ಒಂದು ಮೂಲಾಕ್ಷರಕ್ಕೆ ನಮಗೆ ಬೇಕಾದ ಮೂಲಾಕ್ಷರದ ಸಂಕೇತವನ್ನು ಬೇರಿಸುವುದು. |
| ಉದಾ: ಫ್ - ಫ್ ಫ್ - (ಫ್) |
| ಫ್ - ಫ್ ಫ್ - (ಫ್) |
| ಫ್ - ಫ್ ಫ್ - (ಫ್) |
| ಫ್ - ಫ್ ಫ್ - (ಫ್) |
| ಫ್ - ಫ್ ಫ್ - (ಫ್) |
| ಫ್ - ಫ್ ಫ್ - (ಫ್) |

| |
|---|
| 3. ಒತ್ತಕ್ಕರದ ಮೊದಲ ಅಕ್ಷರವನ್ನು ಆ ಕಾಲಾತ್ಮಕವಾಗಿ ಪರಿವರ್ತಿಸುವುದು. |
| ಉದಾ: ಫ್ - ಫ್ ಫ್ - ಫ್ |
| 4. ಒತ್ತಕ್ಕರವು ಮಹಾಪ್ರಾಣವಾಗಿದ್ದರೆ ಮೊದಲನೆಯ ಅಕ್ಷರವು ಅಲ್ಪಪ್ರಾಣವಾಗುತ್ತದೆ. |
| ಉದಾ: ಫ್ - ಫ್ ಫ್ - ಫ್ |
| 5. ಅನುಪ್ರಾಸರಯುಕ್ತವಾದ ಅಕ್ಷರಗಳನ್ನು ಎರಡು ರೀತಿಯಲ್ಲಿ ಬರೆಯಲಾಗುತ್ತದೆ. |
| ಉದಾ: ಫಠೆ - ಫಠೆ (ಫಠೆ) ಫಠೆ |
| ಫಠೆ - ಫಠೆ (ಫಠೆ) ಫಠೆ |

| |
|---|
| 3. ತುಳು ವೈಯಕ್ತಿಕ ಎದ್ದು ಬಾಕಿ |
| 4. ಕೊಡವರಾದ ಅರುಣಾಚ್ಚ ಕವಿ ತುಳು ಮಹಾಭಾರತಕೊಡು ಬರೆಯಿ. |
| ಈ ಕೆಳಗಿನ ವಾಕ್ಯಗಳನ್ನು ಕನ್ನಡ ರೀತಿಯಲ್ಲಿ ಬರೆಯಿ. |
| 1. 2022 ಡಿಸೆಂಬರ್ 10 ರಂದು |
| 2. 2022 ಡಿಸೆಂಬರ್ 10 ರಂದು |
| 3. 2022 ಡಿಸೆಂಬರ್ 10 ರಂದು |
| 4. 2022 ಡಿಸೆಂಬರ್ 10 ರಂದು |

ಪುಟ ೧೬ / 24

FIGURE 46.
(Previous Page & Current Page)
The first ever book published solely to teach Tigaglari script by Venkataraja Puninchathaya on which several later Tigalari characters were based. This book also popularied the term 'Tulu Script' for Tigalari
SOURCE
Puninchathaya, Venkataraja. (Cropped scans from several pages) Tulu Lipi. Mangalore, Karnataka Tulu Sahitya Academy. Print.




FIGURE 47.
Tegalari character anatomy.

