

ISO/IEC JTC1/SC2/WG2
Coded Character Set
Secretariat: Japan (JISC)

Doc. Type: Input to ISO/IEC 10646:2012

Title: Updated proposal to add Wingdings and Webdings Symbols

Source: Unicode (authored by Michel Suignard)

Project: JTC1 02.10646

Status: For review by UTC and WG2

Date: 2011-09-23

Distribution: WG2, UTC

Reference: Replaces L2/11-149, L2/11-196(WG2 N4022), L2/11-247 (WG2 N4115)

Medium:

The following document is a proposal for adding into Unicode/ISO 10646 the repertoire of four popular symbol sets which is not yet encoded, these symbols sets are:

- Webdings
- Wingdings
- Wingdings 2
- Wingdings 3

A large part of the repertoire (referenced under the name 'Wingdings' in the rest of this document): 504 characters are already part of the current ballot for Amd1.2 to the third edition of ISO/IEC 10646 and are documented as such in this document.

(Note that is this 2 less characters than mentioned by WG2 N4115, because two characters were found to be already encoded and were removed from the ballot document).

This document addresses two major topics:

- Reunification of 10 out of the 504 characters proposed in the ballot.
- Encoding decisions for the Webdings characters for which further study was deemed necessary. As a result, some characters were unified and 113 new characters are proposed for additions.

These results in $504 - 10 + 113 = 607$ characters being proposed. This is slightly less than the 640 characters proposed in WG2 N4022 (L2/11-196) because more characters were unified. Only one character (now proposed at 2BF9) was dis-unified compared to N4022.

These symbols have been used in text in major system platforms such as Microsoft Windows and Mac OS for many years. The original Wingdings fonts first appeared in 1992 in Windows 3.1 and have been expanded in

following versions of Windows to the four fonts we know today. Wingdings and Webdings have also appeared in early version of Mac OS such as version 9 (1999) but typically as an optional install or related to some application install. However, recent versions after 10.5 (Leopard) show these 4 fonts as being part of the essential set. In total, as of today, the number of computers where these fonts are available to users and applications is in the hundreds of millions. As such, symbols from these fonts can be found in an extremely large number of documents.

Unfortunately, these symbols have been available to application through either Unicode Private Use Area (U+F020-U+F0FF) or special menu command (like Insert Symbols in Microsoft Word). This is not optimal for interchange, and it would be preferable to dedicate actual encoding values for these symbols. It would also make them searchable, and offer a migration mechanism for applications and system which want to preserve their use of these symbols while using an encoding compatible with general purpose usage. It would also make them fully interoperable and searchable among all platforms and remove a major caveat for use in web applications. Finally, adding them would complement the work that was recently done for the Japanese ARIB set and the Emoji set. Major software vendors have expressed their willingness to adopt the new encodings as soon as they are adopted.

Any proposal to encode the Webdings/Wingdings set has to address peculiarities of that set:

- Because the sets are installed and used in hundreds of millions of computing devices, unification with existing similar but different glyphs is difficult. In some cases it may be possible to change the current encoded glyph. In others, when the encoded glyph has also a strong presence (such as the Dingbats collection), it is important to leave the current encoded glyph unchanged.
- The characters from the Webdings/Wingdings set do not have official name. The closest thing to identification is their Postscript name in the fonts.
- Therefore, unification based on semantic usage should be avoided.

Status

This document is an update to a previous addition proposal. It separates the characters in the following categories:

1. Candidates for unification with no glyph change for the already encoded character,
2. Candidates for unification where a glyph change was accepted for the already encoded character,
3. Candidates for unification where a glyph change may be considered for the already encoded character, but not required,
4. Candidates for addition that were included in the Amd1.2 ballot,
5. Candidates for addition that were not included in the Amd1.2 ballot. The cases for inclusion may be more or less strong, depending on similarities with existing encoded characters.

To facilitate identification, the 4 sets have been identified as such:

- Webdings (w-0033..w-00255),
- Wingdings (w-1033..w-1255),
- Wingdings2 (w-2033-w-2255), and
- Wingdings3 (w-3033..w-3255).

These identifiers are used in all column headed by 'Glyph ID' with the 'w-' prefix removed; for example '3153' represents 'w-3153'.

Table format

The tables provide the ID as determined above, the original glyph as represented in the Webdings/Wingdings collection, UCS code point and UCS current glyph when unification is possible, character name, and comments. When the character is not unified, the cells corresponding to UCS code point contain the following:

- A provisional UCS code point shown with underline for characters that are part of Amd1.2, (category 4 above)
- A provisional UCS code point shown with yellow highlight and underline for characters that are not part of Amd1.2 (category 5 above).

In those cases, the second glyph column is typically empty. However, in few instances a second UCS glyph is shown followed in the same cell by the UCS code point. Those cases typically correspond to case where the dis-unification is debatable and showing the 2 glyphs at the same large size is useful.

When a character is unified, the UCS code point and current glyph is shown along with the Wingdings glyph. As stated above, unified characters fall in three categories:

1. Characters for which the glyphs are very similar, except for small size difference and minor details. In that case, there is no need to call attention to glyph change in the current chart.
2. Characters for which the glyphs are different and the Wingdings was deemed better and a glyph change was approved in ISO/IEC 10646 3rd edition. Note that in those occurrences the UCS 'current' glyph shown in the table is the glyph used prior to that edition.
3. Characters for which the glyphs are different and no glyph change has been approved. By default, the UCS glyph won't change unless a consensus is developed to do so.

Category 2 and 3 characters are documented in the table part of the Glyph changes consideration below.

Source separation

The set is not currently subject to source separation as a whole. When 2 glyphs are the same across these 4 symbol set, they are assigned to the same character. There are currently three cases of such unification:

- 1F584 (proposed) for w-0155 and w-1043,
- 272F (existing) for w-0152 and w-2243,
- 29B8 (existing) for w-0120 and w-2088.

There is however a de facto source separation for each of the two sources; Wingdings and Webdings. In other words, all Wingdings have a unique mapping and all Webdings have a unique mapping. The only intersections occur between Wingdings and Webdings,

Dis-unification between Zapf dingbats and Wingdings

There are many intersections between the two sets, where Zapf would have one element of a larger set more completely represented in Wingdings. However their shapes are typically different. It is not clear whether we should totally dis-unify those cases and re-encode the whole set part of Wingdings. The current mapping generally dis-unifies between these two groups.

Dis-unification among pictographs

Compared to previous versions of this document, unification decisions have been more liberal. That is, if a Wingdings pictograph differs in orientation, or in color (black versus white), or in style from the current UCS character to which it is unified, it is expected that implementations of new fonts may choose either the current UCS glyph, the Wingdings variant, or an intermediate shape. In all cases, this document shows both glyphs to facilitate readers' feedback.

Re-unification of characters dis-unified in the Amd1.2 ballot

After further consideration, it does not seem necessary to dis-unify the 'white arrow' set and the 'white rectangular arrow' set. In Amd1.2 a new set of 10 white rectangular arrows was added in 1F880-1F889 which duplicates characters already encoded in the blocks 21xx and 2Bxx. A preferred solution would be to re-unify these two sets and use the Wingdings set which looks better. The corresponding glyphs are all shown in Glyph changes consideration below. This decrease the Wingdings set in Amd1.2 from 504 characters to 494 characters.

Geometric shapes sizes

The set of four fonts are designed in a consistent manner with shapes that obey strict rules concerning vertical alignment and sizes. While it is not expected that these constraints would be imposed on every implementation of these characters, it is important to document them. The following is a list of these design rules:

- All fonts use a design square EM box of 2048 space unit,

- Many geometric shapes are contained in a 1480x1480 unit box based on the default baseline (0 based) and centered in the middle (740),
- For shapes that are sized vertically (such as squares and circles), a maximum of 8 sizes are defined in vertical size unit; these values are related to the values defined in TR25 Unicode Support for Mathematics as follows (first value design unit, second value: TR25 names):
 1. 198, tiny
 2. 296, very small
 3. 394, slightly small (new, see below)
 4. 592, small
 5. 790, medium small
 6. 1184, medium
 7. 1480, regular
 8. 2048, large (see below)

The alignment with sizes defined in TR25 is reasonably accurate for all values, except for 'very small' which is implemented very inconsistently in the current UCS charts (values vary from 250 to 375 units), and the new value 'slightly small' which does not exist in TR25. The large size corresponds to a shape using the full design box (2048 unit) and it is not aligned with the previous shapes (center is at 614) in the Wingdings context.

- A 9th sized shape is defined to be 'centered' in the 1480 square and consequently the ink size is determined by that shape. For example, the size of the sides of the centered square is 1046 corresponding to a diagonal of 1480 which allows the diamond with the same side size to fit in the 1480 square.
- Diamonds and lozenges use a different scale (1 to 6) in Wingdings, with 'large' not being represented. These values in design unit are related to the terminology used in TR25 as follows:
 1. 280, tiny
 2. 418, very small
 3. 558, small
 4. 838, medium small
 5. 1184, medium
 6. 1675, regular

According to that scale, the already encoded character 2B29 BLACK SMALL DIAMOND should be slightly reduced in size to fit the 'small' pattern.

- More generally, scaling of the geometric shapes should be harmonized with rules used in TR25, with the understanding that some existing characters may be resized to better align with Wingdings sizing rules, especially concerning the existing 'very small glyphs' such as 2219 BULLET OPERATOR ('black very small circle') and 2B1D BLACK VERY SMALL SQUARE.
- Two sets of shapes commonly specified in TR25 as 'circled circles' are defined here as 'rings' for 'circled white circles' and 'ring buttons' for 'circled black circles' respectively because they better represent the shapes when multiple sizes are used. This is also consistent with the box and box button terms used for square based shapes.
- The proposal has kept numeric values to size rings, ring buttons, boxes, box buttons, and many other shapes (range 1 to 7) in proposed character names for lack of better terminology. This is subject to change. For example, the simple black shapes such as cross, x form, spoked asterisks, etc... could use the TR25 size terminology.
- In sets with full 7 sizes representation (excluding the atypical 'large'), the current proposal maintains holes with cross references for already encoded character to facilitate research and verification of these cross references. Future versions of this proposal may compact these lists. In this context, cross references on empty cells imply mapping (as what was done for set such as Dingbats).
- It is intended that the shapes of the current UCS characters that are unified with geometric shapes from Wingdings will be altered to be closer to the Wingdings variant (size and position). However, this should be done with great caution because of additional hidden design relationships between various shapes.
- The case of 26AB ● MEDIUM BLACK CIRCLE is a bit problematic because it unifies geometric usage and UI usage (record). These two usages are differentiated in Wingdings

(cell size, vertical position, ink size). The proposal preserves the geometric usage (to keep consistency with TR25) and creates a new variant for UI as 23FA BLACK CIRCLE FOR RECORD.

- Similar situation for 25FC ■ BLACK MEDIUM SQUARE, with the proposed creation for a new variant for UI as 23F9 BLACK SQUARE FOR RECORD.
- The 'large' size appears larger than the already encoded 'large' glyph for reasons having to do with design decision taken for the fonts used in the UCS charts (large ascenders/descenders). However their design unit sizes (full EM square) are identical to the equivalent Wingdings set. Therefore they have been unified.

Geometric shapes Arrows

These sets contain a large number of arrow styles. These have been classified as following (Postscript glyph name, glyph ID as documented above, glyph, and common part of the UCS name (augmented with directionality term in full UCS name)):

Postscript name	Glyph ID	glyph	UCS name (common part)
A1	3153	←	Arrow with small triangle arrowhead
A2	3033	←	Simple triangle-headed arrow
A3	3157	←	Arrow with medium triangle arrowhead
A4	3161	←	Arrow with large triangle arrowhead
B2	3102	←	Sans-serif arrow
Barb1	3209	←	Wide-headed light barb arrow
Barb2	1223	←	Wide-headed barb arrow
Barb3	3217	←	Wide-headed medium barb arrow
Barb4	1231	←	Wide-headed heavy barb arrow
Barb5	3225	←	Wide-headed very heavy barb arrow
C1	3137	←	Arrow with small equilateral arrowhead
C2	3141	←	Arrow with equilateral arrowhead
C3	3145	←	Heavy arrow with equilateral arrowhead
C4	3149	←	Heavy arrow with large equilateral arrowhead
D1	3165	←	Triangle headed arrow with narrow shaft
E3	3167	←	Triangle headed arrow with medium shaft
F4	3169	←	Triangle headed arrow with bold shaft
G5	3171	←	Triangle headed arrow with heavy shaft
H6	3177	←	Triangle headed arrow with very heavy shaft
I8	3179	◄	Finger-post arrow

Postscript name	Glyph ID	glyph	UCS name (common part)
J6	3181	◀	Squared arrow
K6	3185	◄	Arrow with notched tail
L7	3189	↵	Compressed arrow
M9	3193	↵	Heavy compressed arrow
N7	3197	◄	Heavy arrow



















































The literal part of the Postscript name indicates style (A to N and Barb); the numeral part indicates the thickness of the arrow. These names are documented in relevant parts of the following tables.

Glyph changes consideration





































The following Wingdings characters have glyphs which are similar to already encoded characters and as such have been unified. In some cases, it may be preferable to change the representative glyph to be (or be closer to) the Wingdings glyph. Note that none of these glyph changes affect the Dingbat block for reasons exposed above. The following table should be considered as background information to make a decision about the eventual glyph to use in the future for these code points: either keep the existing UCS one, or adopt the Wingdings one, or something in between.

The status column contains a 'x' for the changes (total of 13) that were approved as part of the final review of the 3rd edition of ISO/IEC 10646 (category 2 as specified above). For production reason, these new glyphs do not show in the charts used in Pdam 1.2, but will be used in future versions of that amendment. Others (category 3) should be considered by experts when commenting during the ballot period.

Wing dings ID	Wing dings glyph	UCS	UCS glyph	Status	Name and comment
1239	↶	21E6	↶		LEFTWARDS WHITE ARROW
1241	↷	21E7	↷		UPWARDS WHITE ARROW
1240	↸	21E8	↸		RIGHTWARDS WHITE ARROW
1242	↹	21E9	↹		DOWNWARDS WHITE ARROW
1244	↕	21F3	↕		UP DOWN WHITE ARROW
3087	▤	237D	▤		SHOULDERED OPEN BOX
3084	↗	2303	↗	x	UP ARROWHEAD
1177	⊕	2316	⊕	x	POSITION INDICATOR
3083	↗	2324	↗	x	UP ARROWHEAD BETWEEN TWO HORIZONTAL BARS
3085	↶	2325	↶		OPTION KEY

Wing dings ID	Wing dings glyph	UCS	UCS glyph	Status	Name and comment
1214		2326		x	ERASE TO THE RIGHT
1120		2327		x	X IN A RECTANGLE BOX
1213		232B		x	ERASE TO THE LEFT
3087		237D			SHOULDERED OPEN BOX
3082		238B		x	BROKEN CIRCLE WITH NORTHWEST ARROW
1054		23F3			HOURGLASS WITH FLOWING SAND
3086		2423			OPEN BOX
0232		24C5			CIRCLED CAPITAL LETTER P
2116		24FF		x	NEGATIVE CIRCLED DIGIT ZERO
1069		261C			WHITE LEFT POINTING INDEX
1070		261E			WHITE RIGHT POINTING INDEX
1071		261D			WHITE UP POINTING INDEX
1082		263C			WHITE SUN WITH RAYS
0233		267F			WHEELCHAIR SYMBOL
0135		26F7			SKIER
1034		2702			BLACK SCISSORS
1035		2701			UPPER BLADE SCISSORS
1041		2706			TELEPHONE LOCATION SIGN
1062		2707			TAPE DRIVE
1081		2708			AIRPLANE
1063		270D			WRITING HAND
1246		2B00			NORTH EAST WHITE ARROW
1245		2B01			NORTH WEST WHITE ARROW
1248		2B02			SOUTH EAST WHITE ARROW
1247		2B03			SOUTH WEST WHITE ARROW

Wingdings ID	Wingdings glyph	UCS	UCS glyph	Status	Name and comment
1243		2B04			LEFT RIGHT WHITE ARROW
0224		1F31C			LAST QUARTER MOON WITH FACE
0229		1F378			COCKTAIL GLASS
0236		1F393			GRADUATION CAP
0178		1F3A7			HEADPHONE
0183		1F3AC		x	CLAPPER BOARD, details in UCS glyphs are too small
0174		1F3AD		x	PERFORMING ARTS, original glyph Emoji forms closer to Wingdings glyph
0136		1F3C2			SNOWBOARDER
0139		1F3C4			SURFER
0037		1F3C6			TROPHY
0138		1F3CA			SWIMMER
0246		1F408			CAT
0245		1F415			DOG
0244		1F41F			FISH
0243		1F426			BIRD
1036		1F453		x	EYEGLASSES
0147		1F4B3		x	CREDIT CARD, both designs are OK, Wingdings has more usage
0179		1F4BF			OPTICAL DISC
0143		1F4C8			CHART WITH UPWARDS TREND
1038		1F4D6			OPEN BOOK
0168		1F4DA			BOOKS
0199		1F4DF		x	PAGER, current glyph looks like an old radio
0211		1F4E4			OUTBOX TRAY
0210		1F4E5			INBOX TRAY
1044		1F4EA			CLOSED MAILBOX WITH LOWERED FLAG, preliminary font incorrect
1045		1F4EB			CLOSED MAILBOX WITH RAISED FLAG
1046		1F4EC			OPEN MAILBOX WITH RAISED FLAG, not an Emoji character

Wing dings ID	Wing dings glyph	UCS	UCS glyph	Status	Name and comment
1047		1F4ED			OPEN MAILBOX WITH LOWERED FLAG, not an Emoji character
0181		1F4F7			CAMERA
0187		1F4FB			RADIO
		1F507			SPEAKER WITH CANCELLATION STROKE, need to resized, see 1F508
0088		1F508			SPEAKER, current glyph is too small, size needs to be increased for all in range 1F507-1F50A for consistency
		1F509			SPEAKER WITH ONE SOUND WAVE
		1F50A			SPEAKER WITH THREE SOUND WAVES
0209		1F511			KEY
0207		1F512			LOCK
0208		1F513			OPEN LOCK
0118		1F68D			ONCOMING BUS
0112		1F694			ONCOMING POLICE CAR
0142		1F698			ONCOMING AUTOMOBILE
0119		1F6A9			TRIANGULAR FLAG ON POST
0122		1F6AD			NO SMOKING SYMBOL
0098		1F6B2			BICYCLE
0128		1F6B9			MENS SYMBOL
0129		1F6BA			WOMENS SYMBOL









Acknowledgements

This work would not have been possible without the earlier work by Asmus Freytag, Michael Everson, and Debbie Anderson who contributed extensively to the analysis of these symbols.





This project was made possible in part by a grant from the U.S. National Endowment for the Humanities, which funded the Universal Scripts Project (part of the Script Encoding Initiative at UC Berkeley). Any views, findings, conclusions or recommendations expressed in this publication do not necessarily reflect those of the National Endowment of the Humanities.

Webdings






Miscellaneous symbols

ID	glyph	UCS	glyph	Name	Comments
0033		<u>1F570</u>		SPIDER	
0034		<u>1F571</u>		SPIDER WEB	
0035		<u>1F3F3</u>		NO PIRACY	
0036		<u>1F3F1</u>		DARK SUNGLASSES = cool	See also w-1036
0037		<u>1F3C6</u>		TROPHY Variant → 1F3C6 ☞ trophy	Best solution to change 1F3C6 glyph?
0038		<u>1F3F4</u>		MEDAL = award	
0039		<u>1F5D7</u>		LINKED PAPERCLIPS = links → 1F4CE ☞ paperclip	






Bubble symbols

ID	glyph	UCS	glyph	Name	Comments
0040		<u>1F59D</u>		LEFT SPEECH BUBBLE	
0041		<u>1F59E</u>		RIGHT SPEECH BUBBLE	
0042		<u>1F59F</u>		MOOD BUBBLE = new → 1F4A5 ☞ collision symbol	
0043		<u>1F5A0</u>		LIGHTNING MOOD BUBBLE = updated → 26A1 ☞ high voltage	

Miscellaneous symbols



ID	glyph	UCS	glyph	Name	Comments
0044		<u>1F336</u>		HOT PEPPER = hot	
0045		<u>1F3F5</u>		REMINDER RIBBON	
0046		<u>2BF9</u>		CHECKER BOARD → 259E ◼ quadrant upper right and lower left	259E is smaller
0047		<u>2BBE</u>		VERY HEAVY SOLIDUS	

User Interface symbols








ID	glyph	UCS	glyph	Name	Comments
0048		<u>1F5EC</u>		MINIMIZE	
0049		<u>1F5ED</u>		MAXIMIZE	
0050		<u>1F5EE</u>		OVERLAP = tile windows	
0051		<u>23F4</u>	 25C0	BLACK MEDIUM LEFT-POINTING TRIANGLE = reverse, back * preferred to 25C0 ◀ black left-pointing triangle	This may impact ARIB mapping. Most fonts implement the smaller Webdings shape for 25C0.





ID	glyph	UCS	glyph	Name	Comments
0052	▶	<u>23F5</u>	▶ 25B6	BLACK MEDIUM RIGHT-POINTING TRIANGLE = forward * preferred to 25B6 ▶ black right-pointing triangle	Similar to above
0053	▲	<u>23F6</u>	▲ 25B2	BLACK MEDIUM UP-POINTING TRIANGLE = increase * preferred to 25B2 ▲ black up-pointing triangle	No mapping issue here, unlike the two above
0054	▼	<u>23F7</u>	▼ 25BC	BLACK MEDIUM DOWN-POINTING TRIANGLE = decrease * preferred to 25BC black ▼ down-pointing triangle	Similar to w-0053
0055	◀◀	23EA	◀◀	BLACK LEFT-POINTING DOUBLE TRIANGLE = fast backward	Smaller glyph
0056	▶▶	23E9	▶▶	BLACK RIGHT-POINTING DOUBLE TRIANGLE = fast forward	Smaller glyph
0057	◀◀	23EE	◀◀	BLACK LEFT-POINTING DOUBLE TRIANGLE WITH VERTICAL BAR = begin	Smaller glyph
0058	▶▶	23ED	▶▶	BLACK RIGHT-POINTING DOUBLE TRIANGLE WITH VERTICAL BAR = end	Smaller glyph
0059		<u>23F8</u>		DOUBLE VERTICAL BAR = pause	
0060	■	<u>23F9</u>	■	BLACK SQUARE FOR STOP = stop → 25FC ■ black medium square	25A0 is too big, 25FC is too small
0061	●	<u>23FA</u>	●	BLACK CIRCLE FOR RECORD = record → 26AB ● medium black circle	Remove record annotation for 26AB
0062	AA	<u>1F5EF</u>		FONT SIZE SIGN	

Miscellaneous symbols



ID	glyph	UCS	glyph	Name	Comments
0063		<u>1F5F4</u>		BALLOT BOX WITH BALLOT = vote → 2612 ☑ ballot box with x	
0064		<u>1F3F6</u>		CROSSED TOOLS = tools, repair facility → 2692 ⚒ hammer and pick	

Building and map symbols


ID	glyph	UCS	glyph	Name	Comments
0065		<u>1F3D0</u>		BUILDING CONSTRUCTION SIGN = under construction → 1F6A7 🚧 construction sign	
0066		<u>1F3D1</u>		WHITE HOUSES WITH TERRAIN = town → 1F3E1 🏡 house with garden	
0067		<u>1F3D2</u>		CITYSCAPE = skyline, city → 1F306 🌃 cityscape at dusk	
0068		<u>1F3D3</u>		CONDEMNED HOUSE WITH TERRAIN = derelict site → 1F3E0 🏠 house building	
0069		<u>1F3D4</u>		DESERT TERRAIN = desert → 1F335 🌵 cactus	
0070		<u>1F3D5</u>		FACTORY WITH TERRAIN = factory → 1F3ED 🏭 factory	
0071		<u>1F3D6</u>		CLASSICAL FACADE WITH TERRAIN = public building	

ID	glyph	UCS	glyph	Name	Comments
0072		1F3D7		SINGLE HOUSE WITH TERRAIN = home → 1F3E1 🏡 house with garden	
0073		1F3D8		BEACH WITH UMBRELLA = beach → 26F1 ☂ umbrella on ground	
0074		1F3D9		DESERT ISLAND = island → 1F334 🌴 palm tree	
0075		1F3DA		HIGHWAY WITH BILLBOARD = motorway	




User Interface symbol

ID	glyph	UCS	glyph	Name	Comments
0076		1F50D		LEFT-POINTING MAGNIFYING GLASS = search	Different glyph?






Map symbol

ID	glyph	UCS	glyph	Name	Comments
0077		1F3DB		MOUNTAIN OR VOLCANO = mountain → 1F30B 🌋 volcano → 1F5FB 🗻 mount fuji → 26F0 ⛰ mountain	



Facial parts symbols

ID	glyph	UCS	glyph	Name	Comments
0078		1F441		EYE = sight → 1F440 👁 eyes	Should be encoded at 1F441
0079		1F442		EAR = hearing	




Building and map symbols

ID	glyph	UCS	glyph	Name	Comments
0080		1F3DC		TRAIL = park → 1F332 🌲 evergreen tree	
0081		1F3DD		CAMPING → 26FA 🏕 tent	
0082		1F3DE		TRAIN TRACKS WITH TERRAIN = railroad	
0083		1F3DF		SPORTS ARENA WITH TERRAIN = stadium	
0084		1F6C6		SHIP AND OCEAN = ship = cruise line vacation → 1F6A2 🚢 ship	




Communication symbols

ID	glyph	UCS	glyph	Name	Comments
0085		1F57B		BULLHORN WITH SOUND WAVES = sound on → 1F4E3 📣 cheering megaphone → 1F50A 🗣️ speaker with three sound waves	
0086		1F57A		BULLHORN = sound off → 1F508 🗣️ speaker	


Communication symbols

ID	glyph	UCS	glyph	Name	Comments
0087		1F57C		RIGHT SPEAKER = sound left	
0088		1F508		SPEAKER = sound right	1F508 glyph too small, add annotation to 1F508 as left speaker


Celebration symbols

ID	glyph	UCS	glyph	Name	Comments
0089		1F394		HEART WITH TIP ON THE LEFT = favorite → 2665 ♥ black heart suit	Anything to do with bubble?
0090		1F395		BOUQUET OF FLOWERS = occasion → 1F490 🌸 bouquet	




Bubble symbol

ID	glyph	UCS	glyph	Name	Comments
0091		1F5A1		LEFT THOUGHT BUBBLE	Add reference to w-0040

Miscellaneous symbol

ID	glyph	UCS	glyph	Name	Comments
0092		2BBF		VERY HEAVY REVERSE SOLIDUS	Add reference to w-0047

Bubble symbols

ID	glyph	UCS	glyph	Name	Comments
0093		1F5A2		RIGHT THOUGHT BUBBLE → 1F4AD 🗨️ thought balloon	Add reference to w-004 and 1F4AD
0094		1F5A3		TWO SPEECH BUBBLES = chat	
0095		1F5A4		THREE SPEECH BUBBLES = conference	

Miscellaneous symbols

ID	glyph	UCS	glyph	Name	Comments
0096		2BA2		FOUR CORNER ARROWS CIRCLING ANTICLOCKWISE = loop	
0097		2714		HEAVY CHECK MARK	Glyph is sans-serif in webdings, PS name is 'UICheck'
0098		1F6B2		BICYCLE	Glyph is on other direction

Geometric shape

ID	glyph	UCS	glyph	Name	Comments
0099		2B1C		WHITE LARGE SQUARE = box open	Appears smaller due to font design

Miscellaneous symbols

ID	glyph	UCS	glyph	Name	Comments
0100		1F3F7		SHIELD = US road sign interstate highway	
0101		1F3F8		BLACK PACKAGE → 1F381 wrapped present → 1F4E6 package	
0102		1F6C8		ONCOMING FIRE ENGINE = fire → 1F692 fire engine	

Geometric shape

ID	glyph	UCS	glyph	Name	Comments
0103		2B1B		BLACK LARGE SQUARE = box solid	Here 2B1B is smaller than w-0103, due to font design





Miscellaneous symbols

ID	glyph	UCS	glyph	Name	Comments
0104		1F6C9		BLACK AMBULANCE = medical → 1F691 ambulance	Candidate for unification
0105		1F6E6		CIRCLED INFORMATION SOURCE = information	
0106		1F6CA		SMALL AIRPLANE → 2708 airplane	
0107		1F6D2		SATELLITE	
0108		1F7E0		REVERSE LIGHT FOUR POINTED PINWHEEL STAR = navigate	
0109		1F3F9		MAN IN BUSINESS SUIT LEVITATING = jump	







Geometric shape

ID	glyph	UCS	glyph	Name	Comments
0110		2B24		BLACK LARGE CIRCLE = circle solid	2B24 slightly smaller than w-0110, due to font design
















Vehicles

ID	glyph	UCS	glyph	Name	Comments
0111		1F6CB		MOTOR BOAT SIDEWAYS = boat → 1F6A4  speedboat	Wingdings glyph
0112		1F694		ONCOMING POLICE CAR = police	Wingdings glyph has a 'western' flavour.


User Interface symbols (browsers)

ID	glyph	UCS	glyph	Name	Comments
0113		1F5D8		CLOCKWISE RIGHT AND LEFT SEMICIRCLE ARROWS = refresh → 1F503 	
0114		1F5D9		CANCELLATION-X = close → 274C 	
0115		2753		BLACK QUESTION MARK ORNAMENT = help-question	Glyphs are slightly different



Vehicles

ID	glyph	UCS	glyph	Name	Comments
0116		1F6CD		DIESEL LOCOMOTIVE WITH TERRAIN = train → 1F682  steam locomotive → 1F686  train	
0117		1F6CE		UNDERGROUND TRAIN = metro → 1F687  metro	
0118		1F68D		ONCOMING BUS = bus	Split window is old fashioned
0119		1F6A9		TRIANGULAR FLAG ON POST = golf pennant = flag	Post is slanted
0120		29B8		CIRCLED REVERSED SOLIDUS = not	Reference glyph is smaller but commercial fonts are larger
0121		2296		CIRCLED MINUS = no entry	See w-0120
0122		1F6AD		NO SMOKING SYMBOL	Cigarette in opposite direction, change glyph?



Bubble symbol

ID	glyph	UCS	glyph	Name	Comments
0123		1F5A5		LEFT ANGER BUBBLE = shout left	





















Miscellaneous symbol

ID	glyph	UCS	glyph	Name	Comments
0124		23D0		VERTICAL LINE EXTENSION → 007C vertical line = bar	The line segment should occupy the full line height













Bubble symbols






































ID	glyph	UCS	glyph	Name	Comments
0125		1F5A6		RIGHT ANGER BUBBLE = shout right	
0126		1F5A7		LIGHTNING MOOD = lightning bolt → 26A1 ⚡ high voltage sign	Orientation is different

Portrait and role symbols




ID	glyph	UCS	glyph	Name	Comments
0128		1F6B9		MENS SYMBOL	Wingings symbol is thinner
0129		1F6BA		WOMENS SYMBOL	Dress is different
0130		1F6E1		BOY SYMBOL = boy	
0131		1F6E2		GIRL SYMBOL = girl	
0132		1F6E3		SWADDLED BABY SYMBOL = baby → 1F6BC 🍼 baby symbol	
0133		1F3FB		BLACK EXTRATERRESTRIAL ALIEN = scifi → 1F47D 👽 extraterrestrial alien	
0134		1F3CC		WEIGHT LIFTER = health	
0135		26F7		SKIER	Opposite direction
0136		1F3C2		SNOWBOARDER = hobby	Different glyph
0137		1F3CD		GOLFER	
0138		1F3CA		SWIMMER = pool	w-0138 glyph more realistic
0139		1F3C4		SURFER = surf	Different glyph
0140		1F3CE		MOTORCYCLE RIDER = motorcycle	
0141		1F3CF		RACE CAR WITH RIDER = race car	




Miscellaneous symbols

ID	glyph	UCS	glyph	Name	Comments
0142		1F698		ONCOMING AUTOMOBILE = auto	
0143		1F4C8		CHART WITH UPWARDS TREND = finance	Glyph change?
0144		1F3FD		OIL DRUM = commodities	
0145		1F3FE		BLACK MONEY BAG = money → 1F4B0 💰 money bag	
0146		1F3FF		PRICE TAG = price → 1F516 📌 bookmark	
0147		1F4B3		CREDIT CARD	Use w-0147 glyph
0148		1F46A		FAMILY = rated for family	
0149		1F5A8		DAGGER KNIFE = rated for violence = hate → 1F52A 🗡️ hocho	
















































ID	glyph	UCS	glyph	Name	Comments
0150		1F5A9		LIPS = rated for sex = kiss → 1F48B  kiss mark	
0151		1F5AA		SPEAKING HEAD SILHOUETTE = rated for strong language	
0152		272F		PINWHEEL STAR = rating quality = five pointed pinwheel star	See w-2243
0153		<u>1F585</u>		BLACK ENVELOPE WITH WHITE LIGHTNING = e-mail → 1F4E7  e-mail symbol	
0154		<u>1F586</u>		FLYING ENVELOPE = send message → 1F4E9  envelope with downwards arrow above	
0155		<u>1F584</u>		STAMPED ENVELOPE = mail	Same as w-1043
0156		<u>1F587</u>		PEN OVER STAMPED ENVELOPE = write	
0157		<u>1F5C0</u>		DOCUMENT WITH TEXT	
0158		<u>1F5C1</u>		DOCUMENT WITH TEXT AND PICTURE	
0159		<u>1F5C2</u>		DOCUMENT WITH PICTURE = graphic document	
0160		1F568		SLEUTH OR SPY = investigate	
0161		1F569		MANTELPiece CLOCK = clock → 23F0  alarm clock	
0162		1F5C3		FRAMED PICTURE WITH TILES = frames	
0163		1F5C4		FRAME WITH AN X = no frames, no picture	
0164		1F5C5		CLIPBOARD SIDEWAYS → 1F4CB  clipboard	
0165		1F5C6		CALENDAR EMPTY = note → 1F4C5  calendar	
0166		1F5C7		CALENDAR DAY-1 = calendar → 1F4C6  tear-off calendar	
0167		1F5C8		OPEN BOOK FLAT = book → 1F4D6  open book	See also w-1038
0168		1F4DA		BOOKS = reference	
0169		1F5CA		ROLLED-UP NEWSPAPER = news → 1F4F0  newspaper	
0170		1F5CB		INDEX CARD WITH CIRCLED TEXT = classified	
0171		1F5CC		CARD FILE BOX = archive	
0172		1F5CD		BLACK CARD INDEX = index → 1F4C7  card index	
0173		1F5CE		FRAMED PICTURE = art	





Entertainment symbols

ID	glyph	UCS	glyph	Name	Comments
0174		1F3AD		PERFORMING ARTS Variant = theater → 1F3AD  performing arts	Change glyph













0175		<u>1F39D</u>	 266C	MUSICAL PERFORMANCE = music, musical background → 266C  beamed sixteenth notes	Most fonts show 266C descending, was also an issue with ARIB
------	---	--------------	---	---	--

Audio Video Electronic symbols















ID	glyph	UCS	glyph	Name	Comments
0176		<u>1F397</u>		MUSICAL KEYBOARD WITH PLUGS = midi, midi keyboard → 1F3B9  musical keyboard	Unification?
0177		<u>1F398</u>		STUDIO MICROPHONE = microphone → 1F3A4  microphone	
0178		1F3A7		HEADPHONE	Different glyph
0179		1F4BF		OPTICAL DISC = cdrom	PS name is 'CDROM', could be confused with a tape reel, 'disc' used for optical medium, 'disk' used for floppy and hard medium.
0180		<u>1F39E</u>		FILM = film clip	
0181		1F4F7		CAMERA = point of interest	
0182		<u>1F39F</u>		ADMISSION TICKETS = ticket → 1F3AB  ticket	
0183		1F3AC		CLAPPER BOARD = film	Change glyph
0184		<u>1F4FD</u>		FILM PROJECTOR = movies → 1F3A6  cinema	
0185		1F4F9		VIDEO CAMERA = video	Change glyph
0186		<u>1F4FE</u>		PORTABLE STEREO = stereo	
0187		1F4FB		RADIO	Original old fashioned, change glyph
0188		<u>1F39B</u>		LEVEL SLIDER = level control	
0189		<u>1F39C</u>		CONTROL KNOBS = audio control	
0190		<u>1F4FF</u>		TELEVISION FLAT CRT → 1F4FA  television	Original old fashioned
0191		<u>1F5AB</u>		COMPUTER MONITOR → 1F4BB  personal computer	
0192		<u>1F5AC</u>		DESKTOP COMPUTER = tower computer	
0193		<u>1F5AD</u>		KEYBOARD AND MOUSE → 2328  keyboard	Keyboard is ergonomic
0194		<u>1F5AE</u>		THREE NETWORKED COMPUTERS = computer network	
0195		<u>1F54A</u>		JOYSTICK	
0196		<u>1F54B</u>		BLACK GAME CONTROLLER = game pad → 1F3AE  video game	
0197		<u>1F57D</u>		LEFT HAND TELEPHONE RECEIVER = phone → 1F4DE  telephone receiver	See w-2040, add reference
0198		<u>1F57E</u>		TELEPHONE RECEIVER WITH PAGE = fax → 1F4E0  fax machine	
0199		1F4DF		PAGER Variant → 1F4DF  pager	Glyph change
0200		<u>1F57F</u>		CLAMSHELL MOBILE PHONE = cellular phone → 1F4F1  mobile phone	
0201		<u>1F580</u>		TELEPHONE ON TOP OF MODEM = modem	

ID	glyph	UCS	glyph	Name	Comments
0202		<u>1F5AF</u>		PRINTER → 1F4E0 🖨 fax machine	
0203		<u>1F5B0</u>		POCKET CALCULATOR = calculator	
0204		<u>1F5DB</u>		BLACK FOLDER = folder	Add reference to w-1048
0205		<u>1F5B1</u>		BLACK HARD SHELL FLOPPY DISK = disk → 1F4BE 🖨 floppy disk	













Miscellaneous symbols

ID	glyph	UCS	glyph	Name	Comments
0206		<u>1F5F0</u>		COMPRESSION	
0207		1F512		LOCK = locked	
0208		1F513		OPEN LOCK = unlocked	
0209		1F511		KEY = encryption	
0210		1F4E5		INBOX TRAY	
0211		1F4E4		OUTBOX TRAY	
0212		<u>2BCD</u>		OVAL SHAPE WITH SHADOW	Was called portable hole?









Weather symbols

ID	glyph	UCS	glyph	Name	Comments
0213		<u>1F322</u>		WHITE SUN = sunny → 263C ☀ white sun with rays	See w-1082
0214		<u>1F323</u>		WHITE SUN WITH SMALL BLACK CLOUD = mostly sunny → 26C5 ☀ sun behind cloud	
0215		<u>1F324</u>		WHITE SUN BEHIND BLACK CLOUDS = mostly cloudy	
0216		<u>1F325</u>		WHITE SUN BEHIND BLACK CLOUDS AND RAIN = showers	
0217		<u>1F326</u>		BLACK CLOUD = cloudy → 2601 ☁ cloud	2601 used to show a black cloud (Unicode 6.0)
0218		<u>1F327</u>		BLACK CLOUD AND SNOW = snow, snow showers	
0219		<u>1F328</u>		BLACK CLOUD AND RAIN = rain	
0220		<u>1F329</u>		BLACK CLOUD AND THUNDER = lightning, thunderstorm → 26C8 ⚡ thunder cloud and rain	
0221		<u>1F32A</u>		BLACK CLOUD AND TORNADO = tornado, twister	
0222		<u>1F32B</u>		WIND BLOWING FACE = wind	
0223		<u>1F32C</u>		FOG → 1F301 🌫 foggy	
0224		1F31C		LAST QUARTER MOON WITH FACE = moon	Webdings glyph is smaller
0225		<u>1F32D</u>		THERMOMETER = temperature, warm	










Accommodation

ID	glyph	UCS	glyph	Name	Comments
0226		1F54C		COUCH AND LAMP = furniture, lifestyles	See w-1082
0227		1F54D		BED IN PERSPECTIVE = hotel, guestrooms, accommodation → 1F3E8 🏨 hotel	
0228		1F37E		FORK AND KNIFE WITH BLACK PLATE = dining → 1F374 🍴 fork and knife	Remove annotation in 1F374 concerning addition of plate
0229		1F378		COCKTAIL GLASS = lounge	Dis-unification?
0230		1F54E		BELLHOP BELL = reception, services	
0231		1F54F		TWO SHOPPING BAGS = shopping	
0232		24C5		CIRCLED CAPITAL LETTER P = parking	Webdings glyph is sans-serif
0233		267F		WHEELCHAIR SYMBOL = handicap	Glyph looks more like this is wheelchair racing
0234		1F6E5		TRIANGLE WITH ROUNDED CORNERS = caution → 25B3 ⚠ white up-pointing triangle	





Miscellaneous symbols

ID	glyph	UCS	glyph	Name	Comments
0235		1F56A		BLACK PUSHPIN = marker → 1F4CC 📌 pushpin	Unification?
0236		1F393		MORTARBOARD = education → 1F393 🎓 graduation cap	Change glyph?
0237		2BF5		THREE RAYS ABOVE	
0238		2BF6		THREE RAYS BELOW	
0239		2BF7		THREE RAYS LEFT → 269E ≧ three lines converging right	
0240		2BF8		THREE RAYS RIGHT → 269F ≦ three lines converging left	
0241		1F6D1		AIRPLANE RISING = airplane	See w-1081








Animal symbols

ID	glyph	UCS	glyph	Name	Comments
0242		1F572		CHIPMUNK = animal	New glyph should be outline
0243		1F426		BIRD	
0244		1F41F		FISH	
0245		1F415		DOG	
0246		1F408		CAT SILHOUETTE	


Rocket symbols

ID	glyph	UCS	glyph	Name	Comments
0247		<u>1F66C</u>		LEFTWARDS ROCKET → 1F680 🚀 ROCKET	
0248		<u>1F66D</u>		RIGHTWARDS ROCKET	
0249		<u>1F66E</u>		UPWARDS ROCKET	
0250		<u>1F66F</u>		DOWNWARDS ROCKET	

Map and globe symbols

ID	glyph	UCS	glyph	Name	Comments
0251		<u>1F5FA</u>		WORLD MAP	
0252		1F30D		EARTH GLOBE EUROPE-AFRICA	
0253		1F30F		EARTH GLOBE ASIA-AUSTRALIA	
0254		1F30E		EARTH GLOBE AMERICAS	

Miscellaneous symbol

ID	glyph	UCS	glyph	Name	Comments
0255		1F577		DOVE = peace	

Wingdings

Miscellaneous symbols

















ID	glyph	UCS	glyph	Name	Comments
1033		<u>1F5D2</u>		LOWER LEFT PENCIL = pencil → 270E lower right pencil	Pencil in different direction
1034		2702		BLACK SCISSORS = scissors	
1035		2701		UPPER BLADE SCISSORS = scissors cutting	
1036		1F453		EYEGLASSES	1F453 has eyes/shades and is oriented differently Glyph change
1037		<u>1F56B</u>	 1F514	RINGING BELL → 1F514 bell	1F514 has a centered clapper (still), this one has a moving one, dis-unified using RINGING BELL
1038		1F4D6		OPEN BOOK	1F4D6 has writing on page, see also w-0167 Glyph change
1039		<u>1F56C</u>		CANDLE	

Communication symbols























ID	glyph	UCS	glyph	Name	Comments
1040		<u>1F581</u>		BLACK TOUCHTONE TELEPHONE = telephone solid → 260E black telephone	260E has an old fashioned look widely used in East Asian fonts
1041		2706		TELEPHONE LOCATION SIGN	2706 is oriented differently
1042		<u>1F583</u>		BACK OF ENVELOPE	2709 ENVELOPE is really 'Sealed envelope'.
1043		<u>1F584</u>		STAMPED ENVELOPE = envelope front	Same as w-0155
1044		1F4EA		CLOSED MAILBOX WITH LOWERED FLAG Variant = mailbox with flag down	Could be unified with 1F4EA CLOSED MAILBOX WITH LOWERED FLAG if the post was removed or reduced
1045		1F4EB		CLOSED MAILBOX WITH RAISED FLAG Variant = mailbox with flag up	Could be unified with 1F4EB CLOSED MAILBOX WITH RAISED FLAG if the post was removed or reduced
1046		1F4EC		OPEN MAILBOX WITH RAISED FLAG Variant = mailbox open with flag up	Could be unified with 1F4EC OPEN MAILBOX WITH RAISED FLAG if the new glyph was used. Does this mean 'you have mail' or 'you are sending mail'?
1047		1F4ED		OPEN MAILBOX WITH LOWERED FLAG variant = mailbox open with flag down	Could be unified with 1F4ED OPEN MAILBOX WITH RAISED FLAG if the new glyph was used. = you have no mail

Office symbols







ID	glyph	UCS	glyph	Name	Comments
1048		<u>1F5DA</u>		FOLDER = directory → 1F4C1 file folder	
1049		<u>1F5DC</u>		OPEN FOLDER → 1F4C2 open file folder	
1050		<u>1F5E7</u>		DOCUMENT = tall file with text 1 → 1F4C4 page facing up	These 3 tall file with text complete the set in w-2041-2049, reference w-0157
1051		<u>1F5E8</u>		PAGE = tall file with text → 1F4C3 page with curl	
1052		<u>1F5E9</u>		PAGES = tall file with text 3	

ID	glyph	UCS	glyph	Name	Comments
1053		<u>1F5DD</u>		FILE CABINET	
1054		23F3		HOURGLASS WITH FLOWING SAND	Change glyph
1055		<u>1F5B5</u>		WIRED KEYBOARD = keyboard → 2328  keyboard	
1056		<u>1F5B7</u>		TWO BUTTON MOUSE	
1057		<u>1F5B9</u>		TRACKBALL = ballpoint	
1058		<u>1F5BA</u>		OLD PERSONAL COMPUTER	Old fashion shape
1059		<u>1F5BB</u>		HARD DISK	
1060		<u>1F5B2</u>		WHITE HARD SHELL FLOPPY DISK → 1F4BE  floppy disk	Picture in 1F4BE also represents a hard shell floppy disk with different color and orientation. See also w-0205
1061		<u>1F5B3</u>		SOFT SHELL FLOPPY DISK → 1F4BE  floppy disk	
1062		2707		TAPE DRIVE = tape reel	





























Hand symbols

ID	glyph	UCS	glyph	Name	Comments
1063		270D		WRITING HAND = handwriting, right writing hand	
1064		<u>1F58A</u>		LEFT WRITING HAND = handwriting left	
1065		270C		VICTORY HAND	
1066		<u>1F58B</u>		TURNED OK HAND SIGN → 1F44C  ok hand sign	
1067		1F44D		THUMBS UP SIGN	
1068		1F44E		THUMBS DOWN SIGN	
1069		261C		WHITE LEFT POINTING INDEX	Most fonts don't have the black collar
1070		261E		WHITE RIGHT POINTING INDEX	Add cross reference to 1F449 white right pointing backhand index for 261E
1071		261D		WHITE UP POINTING INDEX	Add cross reference to 1F446 white up pointing backhand index for 261D
1072		<u>1F58C</u>		WHITE DOWN POINTING LEFT HAND INDEX → 261F  white down pointing index → 1F447  white down pointing backhand index	Other similar symbols have index on the right
1073		<u>1F58D</u>		RAISED HAND WITH FINGERS SPLAYED = halt → 270B  raised hand	























Emoticons

ID	glyph	UCS	glyph	Name	Comments
1074		263A		WHITE SMILING FACE	
1075		1F610		NEUTRAL FACE	
1076		2639		WHITE FROWNING FACE	

Miscellaneous symbols

ID	glyph	UCS	glyph	Name	Comments
1077		1F4A3		BOMB	
1078		1F56D		BLACK SKULL AND CROSSBONES = skull and crossbones → 2620 ☠ skull and crossbones	
1079		1F56E		WAVING WHITE FLAG = flag → 2690 🚩 white flag	
1080		1F56F		PENNANT → 1F6A9 🚩 triangular post on flag	
1081		2708		AIRPLANE	This symbol is more generic, does not show engines
1082		263C		WHITE SUN WITH RAYS = sunshine	Rays design is different
1083		1F32F		BLACK DROPLET = droplet → 1F4A7 💧 droplet	
1084		2744		SNOWFLAKE	
1085		1F546		WHITE LATIN CROSS = cross outline → 271E ✚ shadowed white latin cross	
1086		271E		SHADOWED WHITE LATIN CROSS	
1087		1F548		CELTIC CROSS	
1088		2720		MALTESE CROSS	
1089		2721		STAR OF DAVID	
1090		262A		STAR AND CRESCENT	
1091		262F		YIN YANG	
1092		1F549	 0950	OM SYMBOL → 0950 ॐ devanagari om	Although identical to devanagari om sign, the symbol needs to be type independent
1093		2638		WHEEL OF DHARMA = wheel	

Zodiacal symbols

ID	glyph	UCS	glyph	Name	Comments
1094		2648		ARIES	
1095		2649		TAURUS	
1096		264A		GEMINI	
1097		264B		CANCER	
1098		264C		LEO	
1099		264D		VIRGO	
1100		264E		LIBRA	
1101		264F		SCORPIUS = scorpio	
1102		2650		SAGITTARIUS	
1103		2651		CAPRICORN	
1104		2652		AQUARIUS	

ID	glyph	UCS	glyph	Name	Comments
1105	⋈	2653	⋈	PISCES	

Ligatures

ID	glyph	UCS	glyph	Name	Comments
1106	et	1F670		LIGATURE ET = italic ampersand lower case	See w-2089
1107	&	1F675		SWASH AMPERSAND = italic ampersand	

Geometric shapes




ID	glyph	UCS	glyph	Name	Comments
1108	●	26AB	●	MEDIUM BLACK CIRCLE = black medium circle = black circle 6	Smaller is w-2151, larger is w-2152 First occurrence of a 7 series (1 to 7) Usage of 26AB preferred for UI record
1109	◯	2BC3		LOWER RIGHT SHADOWED WHITE CIRCLE = circle shadow down → 274D ◯ shadowed white circle	Shadow is lower right instead of right, See also W-1166
1110	■	25FC	■	BLACK MEDIUM SQUARE = black square 6	Smaller is w-2161, larger is w-2162 First occurrence of a 7 series (1 to 7)
1111	□	1F79E		MEDIUM WHITE SQUARE = box 3	Smaller is w-1168, larger is w-1112 First occurrence of a series of 7
1112	◻	1F79F		BOLD WHITE SQUARE = box 4	Smaller is w-1111, larger is w-2164
1113	◼	2751	◼	LOWER RIGHT SHADOWED WHITE SQUARE = box shadow down	
1114	◽	2752	◽	UPPER RIGHT SHADOWED WHITE SQUARE = box shadow up	
1115	◆	1F7B3	◆	BLACK MEDIUM SMALL LOZENGE = black lozenge 4	Smaller is w-2182, larger is w-2183 First occurrence of a series of 6
1116	◆	29EB	◆	BLACK LOZENGE = black lozenge 6	Smaller is w-2183, largest
1117	◆	25C6	◆	BLACK DIAMOND = black diamond 6	Smaller is w-2174, largest First occurrence of a series of 6
1118	❖	2756	❖	BLACK DIAMOND MINUS WHITE X = diamond with x	
1119	◆	1F7A9	◆	BLACK DIAMOND 4	Smaller is w-2173, larger is w-2174

Keyboard symbols

ID	glyph	UCS	glyph	Name	Comments
1120	⊠	2327	⊠	X IN A RECTANGLE BOX = clear key → 2612 ⊠ ballot box with x	Glyph change
1121	⊡	2BE9		UP ARROWHEAD IN A RECTANGLE BOX = escape → 2B9B ⊡ escape key → 2353 ⊡ apl functional symbol quad up caret	

Miscellaneous symbols









ID	glyph	UCS	glyph	Name	Comments
1122	⌘	2318	⌘	PLACE OF INTEREST SIGN = command	
1123	⌘	1F578	⌘	ROSETTE → 2740 ⌘ white florette	Significant variant

ID	glyph	UCS	glyph	Name	Comments
1124		<u>1F579</u>		BLACK ROSETTE → 2741  eight petalled outlined black florette	Significant variant
1125	“	<u>1F676</u>		SANS-SERIF HEAVY DOUBLE TURNED COMMA QUOTATION MARK ORNAMENT → 275D “ heavy double turned comma quotation mark ornament	
1126	”	<u>1F677</u>		SANS-SERIF HEAVY DOUBLE COMMA QUOTATION MARK ORNAMENT → 275E ” heavy double comma quotation mark ornament	

Circled numbers

ID	glyph	UCS	glyph	Name	Comments
1128	①	<u>1F10B</u>		DINGBAT CIRCLED SANS-SERIF DIGIT ZERO	Complement the Dingbat set 2780-2789
1129	①	2780	①	DINGBAT CIRCLED SANS-SERIF DIGIT ONE	
1130	②	2781	②	DINGBAT CIRCLED SANS-SERIF DIGIT TWO	
1131	③	2782	③	DINGBAT CIRCLED SANS-SERIF DIGIT THREE	
1132	④	2783	④	DINGBAT CIRCLED SANS-SERIF DIGIT FOUR	
1133	⑤	2784	⑤	DINGBAT CIRCLED SANS-SERIF DIGIT FIVE	
1134	⑥	2785	⑥	DINGBAT CIRCLED SANS-SERIF DIGIT SIX	
1135	⑦	2786	⑦	DINGBAT CIRCLED SANS-SERIF DIGIT SEVEN	
1136	⑧	2787	⑧	DINGBAT CIRCLED SANS-SERIF DIGIT EIGHT	
1137	⑨	2788	⑨	DINGBAT CIRCLED SANS-SERIF DIGIT NINE	
1138	⑩	2789	⑩	DINGBAT CIRCLED SANS-SERIF DIGIT TEN	
1139	⓪	<u>1F10C</u>		DINGBAT NEGATIVE CIRCLED SANS-SERIF DIGIT ZERO	Complement the Dingbat set 278A-2793
1140	①	278A	①	DINGBAT NEGATIVE CIRCLED SANS-SERIF DIGIT ONE	
1141	②	278B	②	DINGBAT NEGATIVE CIRCLED SANS-SERIF DIGIT TWO	
1142	③	278C	③	DINGBAT NEGATIVE CIRCLED SANS-SERIF DIGIT THREE	
1143	④	278D	④	DINGBAT NEGATIVE CIRCLED SANS-SERIF DIGIT FOUR	
1144	⑤	278E	⑤	DINGBAT NEGATIVE CIRCLED SANS-SERIF DIGIT FIVE	
1145	⑥	278F	⑥	DINGBAT NEGATIVE CIRCLED SANS-SERIF DIGIT SIX	
1146	⑦	2790	⑦	DINGBAT NEGATIVE CIRCLED SANS-SERIF DIGIT SEVEN	
1147	⑧	2791	⑧	DINGBAT NEGATIVE CIRCLED SANS-SERIF DIGIT EIGHT	
1148	⑨	2792	⑨	DINGBAT NEGATIVE CIRCLED SANS-SERIF DIGIT NINE	
1149	⑩	2793	⑩	DINGBAT NEGATIVE CIRCLED SANS-SERIF DIGIT TEN	

Ornament symbols

ID	glyph	UCS	glyph	Name	Comments
1150		<u>1F662</u>		NORTH EAST POINTING BUD	See opposite weight in range w-2097-2104
1151		<u>1F660</u>		NORTH WEST POINTING BUD	
1152		<u>1F661</u>		SOUTH WEST POINTING BUD	
1153		<u>1F663</u>		SOUTH EAST POINTING BUD	
1154		<u>1F65E</u>		HEAVY NORTH EAST POINTING VINE LEAF	
1155		<u>1F65C</u>		HEAVY NORTH WEST POINTING VINE LEAF	
1156		<u>1F65D</u>		HEAVY SOUTH WEST POINTING VINE LEAF	
1157		<u>1F65F</u>		HEAVY SOUTH EAST POINTING VINE LEAF	

Geometric shapes

ID	glyph	UCS	glyph	Name	Comments
1158	•	2219	•	BULLET OPERATOR = black circle 2 = black very small circle	Smaller is w-2149, larger is w-2150
1159	●	2022	●	BULLET = black circle 4 = black small circle	Smaller is w-2150, larger is w-2151
1160	▪	2B1D	▪	BLACK VERY SMALL SQUARE = black square 2	Smaller is w-2159, larger is w-2160
1161	◯	2B58	◯	HEAVY CIRCLE = ring 2 = light white circle	Smaller is w-2153, larger is w-2154 First occurrence of a series of 7
1162	◉	<u>1F78E</u>		BOLD WHITE CIRCLE = ring 4	Smaller is w-2154, larger is w-2155
1163	◐	<u>1F790</u>		VERY HEAVY WHITE CIRCLE = ring 6	Smaller is w-2155, larger is w-2156
1164	◑	<u>1F793</u>		WHITE CIRCLE CONTAINING BLACK SMALL CIRCLE = ring button 2	Smaller is w-2157, larger is w-2158 First occurrence of a series of 3
1165	◎	<u>2BBB</u>		ROUND TARGET → 25CE ◎ bullseye → 29BE ◎ circled white bullet → 2B57 ◎ heavy circle with circle inside	Part of a target collection (round, square, diamond)
1166	◯	<u>2BC4</u>		UPPER RIGHT SHADOWED WHITE CIRCLE → 274D ◯ shadowed white circle	See w-1109
1167	■	25AA	■	BLACK SMALL SQUARE = black square 4	Smaller is w-2160, larger is w-2161
1168	□	<u>1F79D</u>		LIGHT WHITE SQUARE = box 2	Lighter is w-2163, Heavier is w-1111
1169	▲	<u>1F7D9</u>		MEDIUM THREE POINTED BLACK STAR = 2	Previous is w-2229, next is w-2230 First occurrence of a series of 3
1170	✦	<u>1F7DD</u>		MEDIUM FOUR POINTED BLACK STAR = 2	Previous is w-2231, next is w-2232 First occurrence of a series of 3
1171	★	2605	★	BLACK STAR = five pointed black star 2	Previous is w-2233, next is w-2234 First occurrence of a series of 3
1172	☆	<u>1F7E6</u>		MEDIUM SIX POINTED BLACK STAR	Previous is w-2235, next is w-2236 First occurrence of a series of 4

ID	glyph	UCS	glyph	Name	Comments
				= 2	
1173	✳	<u>1F7EA</u>	✳	HEAVY EIGHT POINTED BLACK STAR = 2 → 2738 ✳ heavy eight pointed rectilinear black star	Why rectilinear in 2738? Previous is w-2237, next is w-2238 First occurrence of a series of 3
1174	✳	<u>1F7EF</u>		HEAVY TWELVE POINTED BLACK STAR = 3	Previous is w-2240, last First occurrence of a series of 3
1175	✳	<u>1F7EC</u>	✳	HEAVY EIGHT POINTED PINWHEEL STAR = 2 → 2735 ✳ eight pointed pinwheel star	In shape correspond to a 'eight pointed black star 2', the shape for 2735 is the '1' variant. See w-2241..w-2245
1176	⊕	<u>2BC9</u>		SQUARE POSITION INDICATOR = register square → 2316 ⊕ position indicator	
1177	⊕	2316	⊕	POSITION INDICATOR = register circle	Variant has a blank center and is smaller Glyph change
1178	✧	<u>2BC5</u>		WHITE FOUR POINTED CUSP → 2727 ✧ white four pointed star	Scup designates the 'curved' lines See w-2246
1179	✧	<u>2BC6</u>		ROTATED WHITE FOUR POINTED CUSP → 2311 ◻ square lozenge	See w-2247
1180	◊	<u>2BCB</u>		UNCERTAINTY SIGN = query → 2370 ◻ apl functional symbol quad question → FFFD ◊ replacement character	this is unequivocally the question mark in the diamond, whereas FFFD could have any representation
1181	★	272A	★	CIRCLED WHITE STAR	
1182	☆	2730	☆	SHADOWED WHITE STAR = star shadow	Shadow is different

Clock face symbols

ID	glyph	UCS	glyph	Name	Comments
1183	🕒	1F550	🕒	CLOCK FACE ONE OCLOCK	
1184	🕒	1F551	🕒	CLOCK FACE TWO OCLOCK	
1185	🕒	1F552	🕒	CLOCK FACE THREE OCLOCK	
1186	🕒	1F553	🕒	CLOCK FACE FOUR OCLOCK	
1187	🕒	1F554	🕒	CLOCK FACE FIVE OCLOCK	
1188	🕒	1F555	🕒	CLOCK FACE SIX OCLOCK	
1189	🕒	1F556	🕒	CLOCK FACE SEVEN OCLOCK	
1190	🕒	1F557	🕒	CLOCK FACE EIGHT OCLOCK	
1191	🕒	1F558	🕒	CLOCK FACE NINE OCLOCK	
1192	🕒	1F559	🕒	CLOCK FACE TEN OCLOCK	
1193	🕒	1F55A	🕒	CLOCK FACE ELEVEN OCLOCK	
1194	🕒	1F55B	🕒	CLOCK FACE TWELVE OCLOCK	

Arrows

ID	glyph	UCS	glyph	Name	Comments
1195	↙	<u>2B60</u>		RIBBON ARROW DOWN LEFT	

ID	glyph	UCS	glyph	Name	Comments
1196		<u>2B61</u>		RIBBON ARROW DOWN RIGHT	
1197		<u>2B62</u>		RIBBON ARROW UP LEFT	
1198		<u>2B63</u>		RIBBON ARROW UP RIGHT	
1199		<u>2B64</u>		RIBBON ARROW LEFT UP	
1200		<u>2B65</u>		RIBBON ARROW RIGHT UP	
1201		<u>2B66</u>		RIBBON ARROW LEFT DOWN	
1202		<u>2B67</u>		RIBBON ARROW RIGHT DOWN	

Ornament symbols

ID	glyph	UCS	glyph	Name	Comments
1203		<u>1F66A</u>		SOLID QUILT SQUARE ORNAMENT = fourfold knot ornament	
1204		<u>1F66B</u>		SOLID QUILT SQUARE ORNAMENT IN BLACK SQUARE = inverse fourfold knot ornament	
1205		<u>1F655</u>		TURNED SOUTH WEST LEAF	
1206		<u>1F654</u>		TURNED NORTH WEST LEAF	
1207		<u>1F657</u>		TURNED SOUTH EAST LEAF	
1208		<u>1F656</u>		TURNED NORTH EAST LEAF	
1209		<u>1F650</u>		NORTH WEST LEAF	
1210		<u>1F651</u>		SOUTH WEST LEAF	
1211		<u>1F652</u>		NORTH EAST LEAF	
1212		<u>1F653</u>		SOUTH EAST LEAF	

Erase symbols

ID	glyph	UCS	glyph	Name	Comments
1213		232B		ERASE TO THE LEFT = delete left	Most fonts implementing these characters show the Wingding glyphs, the reference glyphs should probably be changed accordingly Glyph change
1214		2326		ERASE TO THE RIGHT = delete right	Glyph change

Arrows


ID	glyph	UCS	glyph	Name	Comments
1215		<u>2BA3</u>		THREE-D TOP-LIGHTED LEFTWARDS EQUILATERAL ARROWHEAD	This pair is narrower than the 27A2-27A3 pair
1216		<u>2BA4</u>		THREE-D TOP-LIGHTED RIGHTWARDS EQUILATERAL ARROWHEAD → 27A2 > three-d top-lighted rightwards arrowhead	
1217		<u>2BA5</u>		THREE-D RIGHT-LIGHTED UPWARDS EQUILATERAL ARROWHEAD	
1218		<u>2BA6</u>		THREE-D LEFT-LIGHTED DOWNWARDS EQUILATERAL ARROWHEAD	

ID	glyph	UCS	glyph	Name	Comments
1219		<u>2BAB</u>		LEFTWARDS BLACK CIRCLED WHITE ARROW	
1220		<u>2BAC</u>		RIGHTWARDS BLACK CIRCLED WHITE ARROW → 27B2 ↻ circled heavy white rightwards arrow	
1221		<u>2BAD</u>		UPWARDS BLACK CIRCLED WHITE ARROW	
1222		<u>2BAE</u>		DOWNWARDS BLACK CIRCLED WHITE ARROW	
1223		<u>1F858</u>		WIDE-HEADED LEFTWARDS BARB ARROW	PS style is 'barb2', see w-3209
1224		<u>1F859</u>		WIDE-HEADED RIGHTWARDS BARB ARROW	
1225		<u>1F85A</u>		WIDE-HEADED UPWARDS BARB ARROW	
1226		<u>1F85B</u>		WIDE-HEADED DOWNWARDS BARB ARROW	
1227		<u>1F85C</u>		WIDE-HEADED NORTH WEST BARB ARROW	
1228		<u>1F85D</u>		WIDE-HEADED NORTH EAST BARB ARROW	
1229		<u>1F85E</u>		WIDE-HEADED SOUTH WEST BARB ARROW	
1230		<u>1F85F</u>		WIDE-HEADED SOUTH EAST BARB ARROW	
1231		<u>1F868</u>		WIDE-HEADED LEFTWARDS HEAVY BARB ARROW	PS style is 'barb2', see w-3209
1232		<u>1F869</u>		WIDE-HEADED RIGHTWARDS HEAVY BARB ARROW	
1233		<u>1F86A</u>		WIDE-HEADED UPWARDS HEAVY BARB ARROW	
1234		<u>1F86B</u>		WIDE-HEADED DOWNWARDS HEAVY BARB ARROW	
1235		<u>1F86C</u>		WIDE-HEADED NORTH WEST HEAVY BARB ARROW	
1236		<u>1F86D</u>		WIDE-HEADED NORTH EAST HEAVY BARB ARROW	
1237		<u>1F86E</u>		WIDE-HEADED SOUTH WEST HEAVY BARB ARROW	
1238		<u>1F86F</u>		WIDE-HEADED SOUTH EAST HEAVY BARB ARROW	
1239		21E6		LEFTWARDS WHITE ARROW	
1240		21E8		RIGHTWARDS WHITE ARROW	
1241		21E7		UPWARDS WHITE ARROW	
1242		21E9		DOWNWARDS WHITE ARROW	
1243		2B04		LEFT RIGHT WHITE ARROW	
1244		21F3		UP DOWN WHITE ARROW	
1245		2B01		NORTH WEST WHITE ARROW	
1246		2B00		NORTH EAST WHITE ARROW	
1247		2B03		SOUTH WEST WHITE ARROW	
1248		2B02		SOUTH EAST WHITE ARROW	

Arrow elements







ID	glyph	UCS	glyph	Name	Comments
1249	□	<u>1F878</u>		WHITE RECTANGULAR ARROW SHAFT WIDTH ONE	Vertical aligned with white arrow
1250	□	<u>1F879</u>		WHITE RECTANGULAR ARROW SHAFT WIDTH TWO THIRDS	

Miscellaneous symbols







ID	glyph	UCS	glyph	Name	Comments
1251	x	<u>2BEC</u>	X	BALLOT BOLD SCRIPT X = x mark bold → 2717 x ballot x	Ballot x has longer legs. All these glyphs are heavy, unlike similar glyphs in w-2079-2082
1252	✓	2713	✓	CHECK MARK = heavy check	
1253	☒	<u>2BED</u>		BALLOT BOX WITH BOLD SCRIPT X = box x mark bold	
1254	☑	<u>2BF3</u>	☑	BALLOT BOX WITH BOLD CHECK = box check bold → 2611 ☑ ballot box with check	
1255				WINDOWS LOGO	Probably copyright, trademark issue

Wingdings 2




Writing implements

ID	glyph	UCS	glyph	Name	Comments
2033		<u>1F5D3</u>		LOWER LEFT BALLPOINT PEN = ballpoint pen → 270E  lower right pencil	See also w-1033
2034		<u>1F5D4</u>		LOWER LEFT FOUNTAIN PEN = fountain pen → 2711  white nib	
2035		<u>1F5D5</u>		LOWER LEFT PAINTBRUSH = brush	
2036		<u>1F5D6</u>		LOWER LEFT CRAYON = crayon	













Scissors


ID	glyph	UCS	glyph	Name	Comments
2037		2704		WHITE SCISSORS = scissors outline → 2704  white scissors	Styles slightly different
2038		<u>2700</u>		BLACK SAFETY SCISSORS → 2702  black scissors	Tips are rounded

Telephones








ID	glyph	UCS	glyph	Name	Comments
2039		<u>1F588</u>		WHITE TOUCHTONE TELEPHONE = telephone → 260F  white telephone	260F has an old fashioned look used in East Asian fonts, similar case to w-1040
2040		<u>1F589</u>		RIGHT HAND TELEPHONE RECEIVER = telephone handset	See also w-0197, add reference

User Interfaces symbols






















ID	glyph	UCS	glyph	Name	Comments
2041		<u>1F5DE</u>		EMPTY NOTE = file1	Alias for the 9 following characters denote usage in UI, maybe should use those names
2042		<u>1F5DF</u>		EMPTY NOTE PAGE = file	
2043		<u>1F5E0</u>		EMPTY NOTE PAD = file3	
2044		<u>1F5E1</u>		NOTE = file text1	
2045		<u>1F5E2</u>		NOTE PAGE = file text	
2046		<u>1F5E3</u>		NOTE PAD = file text3	
2047		<u>1F5E4</u>		EMPTY DOCUMENT = tall file1	
2048		<u>1F5E5</u>		EMPTY PAGE = tall file	
2049		<u>1F5E6</u>		EMPTY PAGES = tall file3	
2050		1F4CB		CLIPBOARD	See w-0164
2051		<u>1F5EA</u>		WASTEBASKET = trashcan	




ID	glyph	UCS	glyph	Name	Comments
2052		<u>1F5EB</u>		DESKTOP WINDOW	

Computer hardware icons
















ID	glyph	UCS	glyph	Name	Comments
2053		<u>1F5BC</u>		SCREEN = monitor → 20E2 combining enclosing screen	
2054		<u>1F5BD</u>		PRINTER ICON	
2055		<u>1F5BE</u>		FAX → 1F4E0 📠 fax machine	See also w-0198, w-0202
2056		<u>1F5BF</u>		OPTICAL DISC ICON = compact disc → 1F4BF 💿 optical disc	See also w-0179, could also be named according to shape
2057		<u>1F5B4</u>		TAPE CARTRIDGE	
2058		<u>1F5B6</u>		ONE BUTTON MOUSE	Reference w-1056
2059		<u>1F5B8</u>		THREE BUTTON MOUSE	

Hand symbols

ID	glyph	UCS	glyph	Name	Comments
2060		<u>1F58E</u>		REVERSED THUMBS UP SIGN → 1F44D 👍 thumbs up sign	See also w-1067
2061		<u>1F58F</u>		REVERSED THUMBS DOWN SIGN → 1F44E 👎 thumbs down sign	See also w-1068
2062		<u>1F590</u>		SIDEWAYS WHITE LEFT POINTING INDEX → 261C 🖐 white left pointing index	See also w-1069
2063		<u>1F591</u>		SIDEWAYS WHITE RIGHT POINTING INDEX → 261E 🖐 white right pointing index	See also w-1070
2064		<u>1F592</u>		SIDEWAYS BLACK LEFT POINTING INDEX	
2065		<u>1F593</u>		SIDEWAYS BLACK RIGHT POINTING INDEX	
2066		1F448		WHITE LEFT POINTING BACKHAND INDEX	
2067		1F449		WHITE RIGHT POINTING BACKHAND INDEX	
2068		<u>1F594</u>		BLACK LEFT POINTING BACKHAND INDEX → 1F448 🖐 white left pointing backhand index	
2069		<u>1F595</u>		BLACK RIGHT POINTING BACKHAND INDEX → 1F449 🖐 white right pointing backhand index	
2070		<u>1F596</u>		SIDEWAYS WHITE UP POINTING INDEX → 261D 🖐 white up pointing index	See also w-1071
2071		<u>1F597</u>		SIDEWAYS WHITE DOWN POINTING INDEX → 261F 🖐 white down pointing index	See also w-1072
2072		<u>1F598</u>		SIDEWAYS BLACK UP POINTING INDEX	
2073		<u>1F599</u>		SIDEWAYS BLACK DOWN POINTING INDEX	
2074		1F446		WHITE UP POINTING BACKHAND INDEX	
2075		1F447		WHITE DOWN POINTING BACKHAND INDEX	
2076		<u>1F59A</u>		BLACK UP POINTING BACKHAND INDEX → 1F446 🖐 white up pointing backhand index	

ID	glyph	UCS	glyph	Name	Comments
2077		<u>1F59B</u>		BLACK DOWN POINTING BACKHAND INDEX → 1F447  white down pointing backhand index	
2078		<u>1F59C</u>		REVERSED RAISED HAND WITH FINGERS SPRAYED	See w-1073, add reference

Miscellaneous symbols

ID	glyph	UCS	glyph	Name	Comments
2079	x	<u>2BEA</u>		BALLOT SCRIPT X = x mark	See w-1251
2080	✓	<u>2BF2</u>	✓	LIGHT CHECK MARK = check → 2713 ✓ check mark	See w-1252
2081		<u>2BEB</u>		BALLOT BOX WITH SCRIPT X = box x mark	See w-1253
2082		2611		BALLOT BOX WITH CHECK = box x check	See w-1254
2083		<u>2BEE</u>		BALLOT BOX WITH LIGHT X = box x → 2612  ballot box with x	
2084		2612		BALLOT BOX WITH X = box x bold	
2085		<u>2BEF</u>		CIRCLED X → 2297  circled times	This should be <2297, FE00>, is that ideal?
2086		<u>2BF0</u>		CIRCLED BOLD X = circled x bold	
2087		<u>2BF1</u>		CIRCLED REVERSE LIGHT SOLIDUS = prohibit	
2088		29B8		CIRCLED REVERSE SOLIDUS = prohibit bold	Duplicate of w-0120


Ligatures








ID	glyph	UCS	glyph	Name	Comments
2089	er	<u>1F671</u>		BOLD LIGATURE ET	See w-1106
2090	&	<u>1F674</u>		BOLD AMPERSAND	
2091	ɛ	<u>1F672</u>		SANS-SERIF AMPERSAND	
2092	ɛ	<u>1F673</u>		BOLD SANS-SERIF AMPERSAND	

Punctuations

ID	glyph	UCS	glyph	Name	Comments
2093	?	203D	?	INTERROBANG	See w-1106
2094	?	<u>1F678</u>		BOLD INTERROBANG	
2095	?	<u>1F679</u>		SANS-SERIF INTERROBANG	
2096	?	<u>1F67A</u>		BOLD SANS-SERIF INTERROBANG	

Ornament symbols









ID	glyph	UCS	glyph	Name	Comments
2097		<u>1F666</u>		HEAVY NORTH EAST POINTING BUD	See opposite weight in range w-1150-1157

ID	glyph	UCS	glyph	Name	Comments
2098		<u>1F664</u>		HEAVY NORTH WEST POINTING BUD	
2099		<u>1F665</u>		HEAVY SOUTH WEST POINTING BUD	
2100		<u>1F667</u>		HEAVY SOUTH EAST POINTING BUD	
2101		<u>1F65A</u>		NORTH EAST POINTING VINE LEAF	
2102		<u>1F658</u>		NORTH WEST POINTING VINE LEAF	
2103		<u>1F659</u>		SOUTH WEST POINTING VINE LEAF	
2104		<u>1F65B</u>		SOUTH EAST POINTING VINE LEAF	





Circled numbers

ID	glyph	UCS	glyph	Name	Comments
2105	①	24EA	①	CIRCLED DIGIT ZERO	See also range w-1128..w-1149. The following sets are serif style.
2106	①	2460	①	CIRCLED DIGIT ONE	
2107	②	2461	②	CIRCLED DIGIT TWO	
2108	③	2462	③	CIRCLED DIGIT THREE	
2109	④	2463	④	CIRCLED DIGIT FOUR	
2110	⑤	2464	⑤	CIRCLED DIGIT FIVE	
2111	⑥	2465	⑥	CIRCLED DIGIT SIX	
2112	⑦	2466	⑦	CIRCLED DIGIT SEVEN	
2113	⑧	2467	⑧	CIRCLED DIGIT EIGHT	
2114	⑨	2468	⑨	CIRCLED DIGIT NINE	
2115	⑩	2469	⑩	CIRCLED DIGIT TEN	
2116	⓪	24FF	⓪	NEGATIVE CIRCLED DIGIT ZERO	Wingding glyph is better
2117	Ⓛ	2776	Ⓛ	DINGBAT NEGATIVE CIRCLED DIGIT ONE	
2118	Ⓜ	2777	Ⓜ	DINGBAT NEGATIVE CIRCLED DIGIT TWO	
2119	Ⓨ	2778	Ⓨ	DINGBAT NEGATIVE CIRCLED DIGIT THREE	
2120	Ⓩ	2779	Ⓩ	DINGBAT NEGATIVE CIRCLED DIGIT FOUR	
2121	Ⓟ	277A	Ⓟ	DINGBAT NEGATIVE CIRCLED DIGIT FIVE	
2122	Ⓠ	277B	Ⓠ	DINGBAT NEGATIVE CIRCLED DIGIT SIX	
2123	Ⓡ	277C	Ⓡ	DINGBAT NEGATIVE CIRCLED DIGIT SEVEN	
2124	Ⓢ	277D	Ⓢ	DINGBAT NEGATIVE CIRCLED DIGIT EIGHT	
2125	Ⓣ	277E	Ⓣ	DINGBAT NEGATIVE CIRCLED DIGIT NINE	
2126	Ⓤ	277F	Ⓤ	DINGBAT NEGATIVE CIRCLED DIGIT TEN	

























Sun and moon symbols

ID	glyph	UCS	glyph	Name	Comments
2128		2609		SUN	
2129		1F315		FULL MOON SYMBOL	
2130		263D		FIRST QUARTER MOON	
2131		263E		LAST QUARTER MOON	



Miscellaneous symbols

ID	glyph	UCS	glyph	Name	Comments
2132		<u>2E3F</u>		CAPITULUM * ancestor of the pilcrow sign → 00B6 ¶ pilcrow sign	
2133		271D		LATIN CROSS	
2134		<u>1F547</u>		HEAVY LATIN CROSS	

Clock face symbols

ID	glyph	UCS	glyph	Name	Comments
2135		1F55C		CLOCK FACE ONE-THIRTY	UCS glyphs are better
2136		1F55D		CLOCK FACE TWO-THIRTY	
2137		1F55E		CLOCK FACE THREE-THIRTY	
2138		1F55F		CLOCK FACE FOUR-THIRTY	
2139		1F560		CLOCK FACE FIVE-THIRTY	
2140		1F561		CLOCK FACE SIX-THIRTY	
2141		1F562		CLOCK FACE SEVEN-THIRTY	
2142		1F563		CLOCK FACE EIGHT-THIRTY	
2143		1F564		CLOCK FACE NINE-THIRTY	
2144		1F565		CLOCK FACE TEN-THIRTY	
2145		1F566		CLOCK FACE ELEVEN-THIRTY	
2146		1F567		CLOCK FACE TWELVE-THIRTY	

Ornament symbols

ID	glyph	UCS	glyph	Name	Comments
2147		<u>1F668</u>		HOLLOW QUILT SQUARE ORNAMENT	See w-1203
2148		<u>1F669</u>		HOLLOW QUILT SQUARE ORNAMENT IN BLACK SQUARE	See w-1204

Black circles

ID	glyph	UCS	glyph	Name	Comments
2149	.	22C5	•	DOT OPERATOR = black circle 1 = black tiny circle	Smallest, larger is w-1158
2150	•	<u>1F786</u>		BLACK SLIGHTLY SMALL CIRCLE = black circle 3	Smaller is w-1158, larger is w-1159
2151	●	2981	●	Z NOTATION SPOT = black circle 5 = black medium small circle	Smaller is w-1159, larger is w-1108
2152	●	25CF	●	BLACK CIRCLE = black circle 7	Smaller is w-1108, Largest

White circles

ID	glyph	UCS	glyph	Name	Comments
2153	○	25CB	○	WHITE CIRCLE = ring 1 = thin white circle	Smallest, larger is w-1161
2154	○	<u>1F78D</u>	○	MEDIUM WHITE CIRCLE = ring 3 → 26AA ◌ medium white circle	Smaller is w-1161, larger is w-1162
2155	◉	<u>1F78F</u>		HEAVY WHITE CIRCLE = ring 5	Smaller is w-1162, larger is w-1163
2156	◉	<u>1F791</u>		EXTREMELY HEAVY WHITE CIRCLE = ring 7	Smaller is w-1163, largest

White circles containing another black circle

ID	glyph	UCS	glyph	Name	Comments
2157	◉	2299	◉	CIRCLED DOT OPERATOR = ring button 1	Smallest, larger is w-1164
2158	◉	29BF	◉	CIRCLED BULLET = ring button 3 → 25C9 ● fisheye	Smaller is w-1164, largest

Black squares

ID	glyph	UCS	glyph	Name	Comments
2159	.	<u>1F795</u>		BLACK TINY SQUARE = black square 1	Smallest, larger is w-1160
2160	▪	<u>1F797</u>		BLACK SLIGHTLY SMALL SQUARE = black square 3	Smaller is w-1160, larger is w-1167
2161	■	25FE	■	BLACK MEDIUM SMALL SQUARE = black square 5	Smaller is w-1167, larger is w-1110
2162	■	25A0	■	BLACK SQUARE = black square 7	Smaller is w-1110, Largest

White squares

ID	glyph	UCS	glyph	Name	Comments
2163	□	25A1	□	WHITE SQUARE = box 1 = thin white square	Smallest, larger is w-1168
2164	◻	<u>1F7A0</u>		HEAVY WHITE SQUARE = box 5	Smaller is w-1112, larger is w-2165
2165	◻	<u>1F7A1</u>		VERY HEAVY WHITE SQUARE = box 6	Smaller is w-2164, larger is w-2166

ID	glyph	UCS	glyph	Name	Comments
2166	◼	<u>1F7A2</u>		EXTREMELY HEAVY WHITE SQUARE = box 7	Smaller is w-2165, Largest

Box buttons

ID	glyph	UCS	glyph	Name	Comments
2167	◻	<u>1F7A3</u>		WHITE SQUARE CONTAINING BLACK VERY SMALL SQUARE = box button 1	Series of 3
2168	◻	<u>1F7A4</u>	◻	WHITE SQUARE CONTAINING BLACK SMALL SQUARE = box button 2 → 25A3 ◻ white square containing black small square	
2169	◻	<u>1F7A5</u>		WHITE SQUARE CONTAINING BLACK MEDIUM SQUARE = box button 3	

Square target

ID	glyph	UCS	glyph	Name	Comments
2170	◻	<u>2BBC</u>		SQUARE TARGET	Reference w-1165

Diamond

ID	glyph	UCS	glyph	Name	Comments
2171	◊	<u>1F7A6</u>		BLACK TINY DIAMOND = black diamond 1	Smallest, larger is w-2172
2172	◊	<u>1F7A7</u>		BLACK VERY SMALL DIAMOND = black diamond 2	Smaller is w-2171, larger is w-2173
2173	◊	2B29	◊	BLACK SMALL DIAMOND = black diamond 3	Smaller is w-2172, larger is w-1119
2174	◊	2B25	◊	BLACK MEDIUM DIAMOND = black diamond 5	Smaller is w-1119, larger is w-1117
2175	◊	<u>25C7</u>	◊	WHITE DIAMOND	

White diamonds containing another black diamond

ID	glyph	UCS	glyph	Name	Comments
2176	◊	<u>1F7AD</u>		WHITE DIAMOND CONTAINING BLACK VERY SMALL DIAMOND = diamond button 1	Series of 3
2177	◊	<u>1F7AE</u>	◊	WHITE DIAMOND CONTAINING BLACK SMALL DIAMOND = diamond button 2 → 25C8 ◊ white diamond containing black small diamond	
2178	◊	<u>1F7AF</u>		WHITE DIAMOND CONTAINING BLACK MEDIUM DIAMOND = diamond button 3	

Diamond target

ID	glyph	UCS	glyph	Name	Comments
2179	◊	<u>2BBD</u>		DIAMOND TARGET	Reference w-1165

Lozenges

ID	glyph	UCS	glyph	Name	Comments
2180	.	<u>1F7B0</u>		BLACK TINY LOZENGE = black lozenge 1	Smallest, larger is w-2181
2181	.	<u>1F7B1</u>		BLACK VERY SMALL LOZENGE = black lozenge 2	Smaller is w-2180, larger is w-2182
2182	◊	2B2A	◊	BLACK SMALL LOZENGE = black lozenge 3	Smaller is w-2181, larger is w-1115
2183	◆	2B27	◆	BLACK MEDIUM LOZENGE = black lozenge 5	Smaller is w-1115, larger is w-1116
2184	◇	25CA	◇	LOZENGE = white lozenge	UCS glyph too small

Lozenge button

ID	glyph	UCS	glyph	Name	Comments
2185	◊	<u>1F7B7</u>		WHITE LOZENGE CONTAINING BLACK SMALL LOZENGE = lozenge button	

Half circles

ID	glyph	UCS	glyph	Name	Comments
2186	◐	25D6	◐	LEFT HALF BLACK CIRCLE	Reference w-1165
2187	◑	25D7	◑	RIGHT HALF BLACK CIRCLE	
2188	◕	<u>2BB9</u>		TOP HALF BLACK CIRCLE	
2189	◔	<u>2BBA</u>		BOTTOM HALF BLACK CIRCLE	

Centered geometric shapes

ID	glyph	UCS	glyph	Name	Comments
2190	■	<u>2BB0</u>		BLACK SQUARE CENTERED	All but two last of this series have 'cent' suffix in their PS name
2191	◆	<u>2BB1</u>		BLACK DIAMOND CENTERED	
2192	⬠	2B1F	⬠	BLACK PENTAGON = black pentagon 1 centered	
2193	⬡	<u>2BB2</u>		TURNED BLACK PENTAGON = black pentagon 2 centered	
2194	⬢	2B23	⬢	HORIZONTAL BLACK HEXAGON = black hexagon 1 centered	
2195	⬤	2B22	⬤	BLACK HEXAGON = black hexagon 2 centered	
2196	⬥	<u>2BB3</u>		HORIZONTAL BLACK OCTAGON = black octagon 1	
2197	⬦	<u>2BB4</u>		BLACK OCTAGON = black octagon 2	

Crosses

ID	glyph	UCS	glyph	Name	Comments
2198	+	<u>1F7B8</u>		THIN GREEK CROSS = cross 1	
2199	+	<u>1F7B9</u>		LIGHT GREEK CROSS = cross 2	
2200	+	<u>1F7BA</u>		MEDIUM GREEK CROSS = cross 3	
2201	+	<u>1F7BB</u>		BOLD GREEK CROSS = cross 4	
2202	+	<u>1F7BC</u>		VERY BOLD GREEK CROSS = cross 5	
2203	+	<u>1F7BD</u>		VERY HEAVY GREEK CROSS = cross 6	
2204	+	<u>1F7BE</u>		EXTREMELY HEAVY GREEK CROSS = cross 7	

Saltires

ID	glyph	UCS	glyph	Name	Comments
2205	×	<u>1F7C0</u>		THIN SALTIRE = x 1	
2206	×	<u>1F7C1</u>		LIGHT SALTIRE = x 2	
2207	×	<u>1F7C2</u>		MEDIUM SALTIRE = x 3	
2208	×	<u>1F7C3</u>		BOLD SALTIRE = x 4	
2209	×	<u>1F7C4</u>		HEAVY SALTIRE = x 5	
2210	×	<u>1F7C5</u>		VERY HEAVY SALTIRE = x 6	
2211	×	<u>1F7C6</u>		EXTREMELY HEAVY SALTIRE = x 7	

Five spoked asterisks

ID	glyph	UCS	glyph	Name	Comments
2212	✱	<u>1F7C7</u>		LIGHT FIVE SPOKED ASTERISK	
2213	✱	<u>1F7C8</u>		MEDIUM FIVE SPOKED ASTERISK	
2214	✱	<u>1F7C9</u>		BOLD FIVE SPOKED ASTERISK	
2215	✱	<u>1F7CA</u>		HEAVY FIVE SPOKED ASTERISK	
2216	✱	<u>1F7CB</u>		VERY HEAVY FIVE SPOKED ASTERISK	
2217	✱	<u>1F7CC</u>		EXTREMELY HEAVY FIVE SPOKED ASTERISK	

Six spoked asterisks

ID	glyph	UCS	glyph	Name	Comments
2218	✱	<u>1F7CD</u>		LIGHT SIX SPOKED ASTERISK	

ID	glyph	UCS	glyph	Name	Comments
2219	✱	<u>1F7CE</u>		MEDIUM SIX SPOKED ASTERISK	
2220	✱	<u>1F7CF</u>		BOLD SIX SPOKED ASTERISK	
2221	✱	<u>1F7D0</u>		HEAVY SIX SPOKED ASTERISK	
2222	✱	<u>1F7D1</u>		VERY HEAVY SIX SPOKED ASTERISK	
2223	✱	<u>1F7D2</u>		EXTREMELY HEAVY SIX SPOKED ASTERISK	

Eight spoked asterisks

ID	glyph	UCS	glyph	Name	Comments
2224	✱	<u>1F7D3</u>		LIGHT EIGHT SPOKED ASTERISK	
2225	✱	<u>1F7D4</u>		MEDIUM EIGHT SPOKED ASTERISK	
2226	✱	<u>1F7D5</u>		BOLD EIGHT SPOKED ASTERISK	
2227	✱	<u>1F7D6</u>		HEAVY EIGHT SPOKED ASTERISK	
2228	✱	<u>1F7D7</u>		VERY HEAVY EIGHT SPOKED ASTERISK	

Pointed stars

ID	glyph	UCS	glyph	Name	Comments
2229	⬆	<u>1F7D8</u>		LIGHT THREE POINTED BLACK STAR	First, next is w-1169
2230	⬆	<u>1F7DA</u>		THREE POINTED BLACK STAR	Previous is w-1169, last
2231	✦	<u>1F7DC</u>		LIGHT FOUR POINTED BLACK STAR	First, next is w-1170
2232	✦	<u>1F7DE</u>	✦	FOUR POINTED BLACK STAR * 2726 black four pointed star is a cusp → 2726 ✦ black four pointed star	Previous is w-1170, last
2233	★	<u>1F7E1</u>		LIGHT FIVE POINTED BLACK STAR	First, next is w-1171
2234	★	<u>1F7E3</u>		HEAVY FIVE POINTED BLACK STAR	Previous is w-1171, last
2235	★	2736	★	SIX POINTED BLACK STAR = six pointed black star 1	First, next is w-1172
2236	★	<u>1F7E7</u>		HEAVY SIX POINTED BLACK STAR	Previous is w-1172, last
2237	★	<u>1F7E9</u>		MEDIUM EIGHT POINTED BLACK STAR	First, next is w-1173
2238	★	<u>1F7EB</u>		VERY HEAVY EIGHT POINTED BLACK STAR	Previous is w-1173, last
2239	★	<u>1F7ED</u>		LIGHT TWELVE POINTED BLACK STAR	First, next is w-2240
2240	★	2739	★	TWELVE POINTED BLACK STAR = twelve pointed black star 2	Previous is w-2240, next is w-1174
2241	⬆	<u>1F7DB</u>		MEDIUM THREE POINTED PINWHEEL STAR	
2242	✦	<u>1F7DF</u>		MEDIUM FOUR POINTED PINWHEEL STAR	
2243	★	272F	★	PINWHEEL STAR = five pointed pinwheel star	Size is slightly different

ID	glyph	UCS	glyph	Name	Comments
2244	✳	<u>1F7E8</u>		SIX POINTED PINWHEEL STAR	
2245	✳	<u>1F7F0</u>		HEAVY TWELVE POINTED PINWHEEL STAR	

Miscellaneous symbols

ID	glyph	UCS	glyph	Name	Comments
2246	✦	<u>2BC7</u>	✦	LIGHT FOUR POINTED BLACK CUSP → 2726 ✦ black four pointed star	Cusp designates curved lines See w-1178
2247	✧	<u>2BC8</u>		ROTATED LIGHT FOUR POINTED BLACK CUSP	See w-1179
2248	✕	203B	✕	REFERENCE MARK = x dot	
2249	* **	2042	* **	ASTERISM	

Wingdings 3

Simple triangle-headed arrows

ID	glyph	UCS	glyph	Name	Comments
3033	←	<u>2B68</u>		LEFTWARDS TRIANGLE-HEADED ARROW → 2190 ← leftwards arrow	PS style name is 'a2'
3034	→	<u>2B69</u>	→	RIGHTWARDS TRIANGLE-HEADED ARROW → 279D → triangle-headed rightwards arrow → 2192 → rightwards arrow	The name collision with 279D is the reason why this set has the 'A2' suffix
3035	↑	<u>2B6A</u>		UPWARDS TRIANGLE-HEADED ARROW → 2191 ↑ upwards arrow	
3036	↓	<u>2B6B</u>		DOWNWARDS TRIANGLE-HEADED ARROW → 2193 ↓ downwards arrow	
3037	↖	<u>2B6E</u>		NORTH WEST TRIANGLE-HEADED ARROW → 2196 ↖ north west arrow	
3038	↗	<u>2B6F</u>		NORTH EAST TRIANGLE-HEADED ARROW → 2197 ↗ north east arrow	
3039	↙	<u>2B70</u>		SOUTH WEST TRIANGLE-HEADED ARROW → 2199 ↙ south west arrow	
3040	↘	<u>2B71</u>		SOUTH EAST TRIANGLE-HEADED ARROW → 2198 ↘ south east arrow	

Triangle-headed arrows to bar

ID	glyph	UCS	glyph	Name	Comments
3041	←	<u>2B86</u>		LEFTWARDS TRIANGLE-HEADED ARROW TO BAR = left tab → 21E4 ← leftwards arrow to bar	PS style name is 'a2'
3042	→	<u>2B87</u>		RIGHTWARDS TRIANGLE-HEADED ARROW TO BAR = right tab → 21E5 → rightwards arrow to bar	
3043	↑	<u>2B88</u>		UPWARDS TRIANGLE-HEADED ARROW TO BAR = up tab → 2912 ↑ upwards arrow to bar	
3044	↓	<u>2B89</u>		DOWNWARDS TRIANGLE-HEADED ARROW TO BAR = down tab → 2913 ↓ downwards arrow to bar	
3045	↖	<u>2B8A</u>		NORTH WEST TRIANGLE-HEADED ARROW TO BAR = home	
3046	↘	<u>2B8B</u>		SOUTH EAST TRIANGLE-HEADED ARROW TO BAR = end	

Triangle-headed arrows with double horizontal stroke

ID	glyph	UCS	glyph	Name	Comments
3047	⇑	<u>2B8C</u>		UPWARDS TRIANGLE-HEADED ARROW WITH DOUBLE HORIZONTAL STROKE = page up	PS style name is 'a2'
3048	⇓	<u>2B8D</u>		DOWNWARDS TRIANGLE-HEADED ARROW WITH DOUBLE HORIZONTAL STROKE = page down	

Simple triangle-headed arrows

ID	glyph	UCS	glyph	Name	Comments
3049	↔	<u>2B6C</u>		LEFT RIGHT TRIANGLE-HEADED ARROW → 2194 ↔ left right arrow	PS style name is 'a2'

ID	glyph	UCS	glyph	Name	Comments
3050	↕	<u>2B6D</u>		UP DOWN TRIANGLE-HEADED ARROW → 2195 ↕ up down arrow	Not exactly same, could need a new name for whole set

Triangle-headed dashed arrows

ID	glyph	UCS	glyph	Name	Comments
3051	←---	<u>2B72</u>		LEFTWARDS TRIANGLE-HEADED DASHED ARROW → 21E0 ←--- leftwards dashed arrow	
3052	---→	<u>2B74</u>		RIGHTWARDS TRIANGLE-HEADED DASHED ARROW → 21E2 ---→ rightwards dashed arrow	
3053	↑---	<u>2B73</u>		UPWARDS TRIANGLE-HEADED DASHED ARROW → 21E1 ↑--- upwards dashed arrow	
3054	↓---	<u>2B75</u>		DOWNWARDS TRIANGLE-HEADED DASHED ARROW → 21E3 ↓--- downwards dashed arrow	

Triangle-headed zigzag arrow


ID	glyph	UCS	glyph	Name	Comments
3055	↙	<u>2B96</u>	↘	DOWNWARDS TRIANGLE-HEADED ZIGZAG ARROW → 21AF ↘ downwards zigzag arrow	PS style name is 'a2'

Triangle-headed arrows with bent tips









ID	glyph	UCS	glyph	Name	Comments
3056	↵	<u>2B76</u>		DOWNWARDS TRIANGLE-HEADED ARROW WITH LONG TIP LEFTWARDS → 21B2 ↵ downwards arrow with tip leftwards	PS style name is 'a2' and corner term is used
3057	↻	<u>2B77</u>		DOWNWARDS TRIANGLE-HEADED ARROW WITH LONG TIP RIGHTWARDS → 21B3 ↻ downwards arrow with tip rightwards	
3058	↶	<u>2B78</u>		UPWARDS TRIANGLE-HEADED ARROW WITH LONG TIP LEFTWARDS → 21B0 ↶ upwards arrow with tip leftwards	
3059	↷	<u>2B79</u>		UPWARDS TRIANGLE-HEADED ARROW WITH LONG TIP RIGHTWARDS → 21B1 ↷ upwards arrow with tip rightwards	
3060	↶	<u>2B7A</u>		LEFTWARDS TRIANGLE-HEADED ARROW WITH LONG TIP UPWARDS → 2B11 ↶ leftwards arrow with tip upwards	These 4 could also use the 'corner' naming convention instead of short/long 'tip'
3061	↷	<u>2B7B</u>		RIGHTWARDS TRIANGLE-HEADED ARROW WITH LONG TIP UPWARDS → 2B0F ↷ rightwards arrow with tip upwards	
3062	↵	<u>2B7C</u>		LEFTWARDS TRIANGLE-HEADED ARROW WITH LONG TIP DOWNWARDS → 2B10 ↵ leftwards arrow with tip downwards	
3063	↻	<u>2B7D</u>		RIGHTWARDS TRIANGLE-HEADED ARROW WITH LONG TIP DOWNWARDS → 2B0E ↻ rightwards arrow with tip downwards	

Keyboard symbols


ID	glyph	UCS	glyph	Name	Comments
3064	↵	<u>2B97</u>		RETURN LEFT → 23CE ↵ return symbol	PS style name is 'a2'
3065	↻	<u>2B98</u>		RETURN RIGHT	
3066	↵	<u>2B99</u>		NEWLINE LEFT	

ID	glyph	UCS	glyph	Name	Comments
3067		<u>2B9A</u>		NEWLINE RIGHT	













Paired triangle-headed arrows






ID	glyph	UCS	glyph	Name	Comments
3068		<u>2B8E</u>		LEFTWARDS TRIANGLE-HEADED ARROW OVER RIGHTWARDS TRIANGLE-HEADED ARROW → 21C6 ⇌ leftwards arrow over rightwards arrow	PS style name is 'a2'
3069		<u>2B8F</u>		DOWNWARDS TRIANGLE-HEADED ARROW LEFTWARDS OF UPWARDS TRIANGLE-HEADED ARROW → 21C6 ⇌ leftwards arrow over rightwards arrow	
3070		<u>2B90</u>		HORIZONTAL TAB KEY	Represent normal and shifted tab actions
3071		<u>2B91</u>		VERTICAL TAB KEY	
3072		<u>2B92</u>		LEFTWARDS TRIANGLE-HEADED PAIRED ARROWS → 21C7 ⇔ leftwards paired arrows	
3073		<u>2B93</u>		RIGHTWARDS TRIANGLE-HEADED PAIRED ARROWS → 21C9 ⇔ rightwards paired arrows	
3074		<u>2B94</u>		UPWARDS TRIANGLE-HEADED PAIRED ARROWS → 21C8 ⇕ upwards paired arrows	
3075		<u>2B95</u>		DOWNTWARDS TRIANGLE-HEADED PAIRED ARROWS → 21CA ⇓ downwards paired arrows	

Circled triangle-headed arrows





















ID	glyph	UCS	glyph	Name	Comments
3076		<u>2B9C</u>		ANTICLOCKWISE TRIANGLE-HEADED TOP U-SHAPED ARROW → 21B6 ↶ anticlockwise top semicircle arrow	PS style name is 'a2'
3077		<u>2B9D</u>		ANTICLOCKWISE TRIANGLE-HEADED BOTTOM U-SHAPED ARROW	
3078		<u>2B9E</u>		ANTICLOCKWISE TRIANGLE-HEADED LEFT U-SHAPED ARROW	
3079		<u>2B9F</u>		ANTICLOCKWISE TRIANGLE-HEADED RIGHT U-SHAPED ARROW	
3080		<u>2BA0</u>		CLOCKWISE TRIANGLE-HEADED OPEN CIRCLE ARROW → 21BB ↷ clockwise open circle arrow	
3081		<u>2BA1</u>		ANTICLOCKWISE TRIANGLE-HEADED OPEN CIRCLE ARROW → 21BA ↶ anticlockwise open circle arrow	

Keyboard symbols

























ID	glyph	UCS	glyph	Name	Comments
3082		<u>2B8B</u>		BROKEN CIRCLE WITH NORTHWEST ARROW = escape key	Glyph change?
3083		<u>2324</u>		UP ARROWHEAD BETWEEN TWO HORIZONTAL BARS = enter key	Glyph change?
3084		<u>2303</u>		UP ARROWHEAD	Glyph change?
3085		<u>2325</u>		OPTION KEY	Glyph change?
3086		<u>2423</u>		OPEN BOX * graphic for space	Glyph change?
3087		<u>237D</u>		SHOULDERED OPEN BOX * keyboard symbol for No Break Space	Glyph change?

ID	glyph	UCS	glyph	Name	Comments
3088		<u>2BF4</u>		UPWARDS WHITE RECTANGULAR ARROW FROM BAR = caps lock * may also be a shift lock → 21EA  upwards white arrow from bar	
3089		<u>2B4D</u>		UPWARDS WHITE RECTANGULAR ARROW FROM BAR WITH HORIZONTAL BAR = caps lock → 21EC  upwards white arrow on pedestal with horizontal bar	21EC is also caps lock

Shaded white arrows

ID	glyph	UCS	glyph	Name	Comments
3090		<u>2BD0</u>		LEFTWARDS BOTTOM-SHADED WHITE ARROW	
3091		<u>2BD1</u>		RIGHTWARDS BOTTOM SHADED WHITE ARROW	
3092		<u>2BD2</u>		LEFTWARDS TOP SHADED WHITE ARROW	
3093		<u>2BD3</u>		RIGHTWARDS TOP SHADED WHITE ARROW	
3094		<u>2BD4</u>		LEFTWARDS LEFT-SHADED WHITE ARROW	
3095		<u>2BD5</u>		RIGHTWARDS RIGHT-SHADED WHITE ARROW → 27A9  right-shaded white rightwards arrow	
3096		<u>2BD6</u>		LEFTWARDS RIGHT-SHADED WHITE ARROW	
3097		<u>2BD7</u>		RIGHTWARDS LEFT-SHADED WHITE ARROW → 27AA  left-shaded white rightwards arrow	Glyph different
3098		<u>2BD8</u>		LEFTWARDS BACK-TILTED SHADOWED WHITE ARROW	
3099		<u>2BD9</u>		RIGHTWARDS BACK-TILTED SHADOWED WHITE ARROW → 27AB  back-tilted shadowed white rightwards arrow	Glyph different
3100		<u>2BDA</u>		LEFTWARDS FRONT-TILTED SHADOWED WHITE ARROW	
3101		<u>2BDB</u>		RIGHTWARDS FRONT-TILTED SHADOWED WHITE ARROW → 27AC  front-tilted shadowed white rightwards arrow	Glyph different

Sans-serif arrows

ID	glyph	UCS	glyph	Name	Comments
3102		<u>1F80C</u>		LEFTWARDS SANS-SERIF ARROW → 2190  leftwards arrow	PS style name is 'b2'
3103		<u>1F80D</u>		RIGHTWARDS SANS-SERIF ARROW → 2192  rightwards arrow	
3104		<u>1F80E</u>		UPWARDS SANS-SERIF ARROW → 2191  upwards arrow	
3105		<u>1F80F</u>		DOWNWARDS SANS-SERIF ARROW → 2193  downwards arrow	
3106		<u>1F810</u>		NORTH WEST SANS-SERIF ARROW → 2196  north west arrow	
3107		<u>1F811</u>		NORTH EAST SANS-SERIF ARROW → 2197  north east arrow	
3108		<u>1F812</u>		SOUTH WEST SANS-SERIF ARROW → 2199  south west arrow	
3109		<u>1F813</u>		SOUTH EAST SANS-SERIF ARROW → 2198  south east arrow	

ID	glyph	UCS	glyph	Name	Comments
3110	↔	<u>1F814</u>	↔	LEFT RIGHT SANS-SERIF ARROW → 2194 ↔ left right arrow	
3111	↕	<u>1F815</u>	↕	UP DOWN SANS-SERIF ARROW → 2195 ↕ up down arrow	

Triangles

ID	glyph	UCS	glyph	Name	Comments
3112	▲	25B2	▲	BLACK UP-POINTING TRIANGLE	
3113	▼	25BC	▼	BLACK DOWN-POINTING TRIANGLE	
3114	△	25B3	△	WHITE UP-POINTING TRIANGLE	
3115	▽	25BD	▽	WHITE DOWN-POINTING TRIANGLE	
3116	◀	25C0	◀	BLACK LEFT-POINTING TRIANGLE	
3117	▶	25B6	▶	BLACK RIGHT-POINTING TRIANGLE	
3118	◁	25C1	◁	WHITE LEFT-POINTING TRIANGLE	
3119	▷	25B7	▷	WHITE RIGHT-POINTING TRIANGLE	
3120	▴	25E3	▴	BLACK LOWER LEFT TRIANGLE	Triangles with 90, 45, 45 angles
3121	▵	25E2	▵	BLACK LOWER RIGHT TRIANGLE	
3122	▶	25E4	▶	BLACK UPPER LEFT TRIANGLE	
3123	▷	25E5	▷	BLACK UPPER RIGHT TRIANGLE	
3124	◀	<u>1F780</u>		BLACK LEFT-POINTING ISOCELES RIGHT TRIANGLE	See w-0051..0054
3125	▶	<u>1F781</u>		BLACK RIGHT-POINTING ISOCELES RIGHT TRIANGLE	
3126	▲	<u>1F782</u>		BLACK UP-POINTING ISOCELES RIGHT TRIANGLE	
3128	▼	<u>1F783</u>		BLACK DOWN-POINTING ISOCELES RIGHT TRIANGLE	

Geometric shapes centered

ID	glyph	UCS	glyph	Name	Comments
3129	▲	<u>2BB5</u>		BLACK MEDIUM UP-POINTING TRIANGLE CENTERED	See w-2190..2197
3130	▼	<u>2BB6</u>		BLACK MEDIUM DOWN-POINTING TRIANGLE CENTERED	
3131	◀	<u>2BB7</u>		BLACK MEDIUM LEFT-POINTING TRIANGLE CENTERED	
3132	▶	<u>2BB8</u>		BLACK MEDIUM RIGHT-POINTING TRIANGLE CENTERED	

Arrowheads

ID	glyph	UCS	glyph	Name	Comments
3133	◀	<u>2BA7</u>		BLACK LEFTWARDS EQUILATERAL ARROWHEAD	
3134	▶	<u>2BA8</u>	▶	BLACK RIGHTWARDS EQUILATERAL ARROWHEAD → 27A4 ▶ black rightwards arrowhead	Glyph different
3135	▲	<u>2BA9</u>		BLACK UPWARDS EQUILATERAL ARROWHEAD	
3136	▼	<u>2BAA</u>		BLACK DOWNWARDS EQUILATERAL ARROWHEAD	

Simple arrows various styles

ID	glyph	UCS	glyph	Name	Comments
3137	←	<u>1F818</u>		LEFTWARDS ARROW WITH SMALL EQUILATERAL ARROWHEAD	PS style name is 'c1'
3138	→	<u>1F819</u>		RIGHTWARDS ARROW WITH SMALL EQUILATERAL ARROWHEAD	
3139	↑	<u>1F81A</u>		UPWARDS ARROW WITH SMALL EQUILATERAL ARROWHEAD	
3140	↓	<u>1F81B</u>		DOWNWARDS ARROW WITH SMALL EQUILATERAL ARROWHEAD	
3141	←	<u>1F81C</u>		LEFTWARDS ARROW WITH EQUILATERAL ARROWHEAD	PS style name is 'c2'
3142	→	<u>1F81D</u>		RIGHTWARDS ARROW WITH EQUILATERAL ARROWHEAD	
3143	↑	<u>1F81E</u>		UPWARDS ARROW WITH EQUILATERAL ARROWHEAD	
3144	↓	<u>1F81F</u>		DOWNWARDS ARROW WITH EQUILATERAL ARROWHEAD	
3145	←	<u>1F820</u>		HEAVY LEFTWARDS ARROW WITH EQUILATERAL ARROWHEAD	PS style name is 'c3'
3146	→	<u>1F821</u>		HEAVY RIGHTWARDS ARROW WITH EQUILATERAL ARROWHEAD	
3147	↑	<u>1F822</u>		HEAVY UPWARDS ARROW WITH EQUILATERAL ARROWHEAD	
3148	↓	<u>1F823</u>		HEAVY DOWNWARDS ARROW WITH EQUILATERAL ARROWHEAD	
3149	◀	<u>1F824</u>		HEAVY LEFTWARDS ARROW WITH LARGE EQUILATERAL ARROWHEAD	PS style name is 'c4'
3150	▶	<u>1F825</u>		HEAVY RIGHTWARDS ARROW WITH LARGE EQUILATERAL ARROWHEAD	
3151	▲	<u>1F826</u>		HEAVY UPWARDS ARROW WITH LARGE EQUILATERAL ARROWHEAD	
3152	▼	<u>1F827</u>		HEAVY DOWNWARDS ARROW WITH LARGE EQUILATERAL ARROWHEAD	
3153	←	<u>1F800</u>		LEFTWARDS ARROW WITH SMALL TRIANGLE ARROWHEAD	PS style name is 'a1', see w-3033..
3154	→	<u>1F801</u>		RIGHTWARDS ARROW WITH SMALL TRIANGLE ARROWHEAD	
3155	↑	<u>1F802</u>		UPWARDS ARROW WITH SMALL TRIANGLE ARROWHEAD	
3156	↓	<u>1F803</u>		DOWNWARDS ARROW WITH SMALL TRIANGLE ARROWHEAD	
3157	←	<u>1F804</u>		LEFTWARDS ARROW WITH MEDIUM TRIANGLE ARROWHEAD	PS style name is 'a3'




ID	glyph	UCS	glyph	Name	Comments
3158	→	<u>1F805</u>		RIGHTWARDS ARROW WITH MEDIUM TRIANGLE ARROWHEAD	
3159	↑	<u>1F806</u>		UPWARDS ARROW WITH MEDIUM TRIANGLE ARROWHEAD	
3160	↓	<u>1F807</u>		DOWNWARDS ARROW WITH MEDIUM TRIANGLE ARROWHEAD	
3161	←	<u>1F808</u>		LEFTWARDS ARROW WITH LARGE TRIANGLE ARROWHEAD	PS style name is 'a4'
3162	➔	<u>1F809</u>		RIGHTWARDS ARROW WITH LARGE TRIANGLE ARROWHEAD	
3163	⬆	<u>1F80A</u>		UPWARDS ARROW WITH LARGE TRIANGLE ARROWHEAD	
3164	⬇	<u>1F80B</u>		DOWNWARDS ARROW WITH LARGE TRIANGLE ARROWHEAD	
3165	↔	<u>1F828</u>		LEFTWARDS TRIANGLE-HEADED ARROW WITH NARROW SHAFT	PS style name is 'd1'
3166	➡	<u>1F829</u>		RIGHTWARDS TRIANGLE-HEADED ARROW WITH NARROW SHAFT	
3167	↔	<u>1F82C</u>		LEFTWARDS TRIANGLE-HEADED ARROW WITH MEDIUM SHAFT	PS style name is 'e3'
3168	➡	<u>1F82D</u>		RIGHTWARDS TRIANGLE-HEADED ARROW WITH MEDIUM SHAFT	
3169	↔	<u>1F830</u>		LEFTWARDS TRIANGLE-HEADED ARROW WITH BOLD SHAFT	PS style name is 'f4'
3170	➡	<u>1F831</u>		RIGHTWARDS TRIANGLE-HEADED ARROW WITH BOLD SHAFT	
3171	↔	<u>1F834</u>		LEFTWARDS TRIANGLE-HEADED ARROW WITH HEAVY SHAFT	PS style name is 'g5'

Heavy arrow shaft





ID	glyph	UCS	glyph	Name	Comments
3172	▪	<u>1F87A</u>		HEAVY ARROW SHAFT WIDTH ONE	PS style name is 'g5', to be used in conjunction with 'g5' arrows
3173	▪	<u>1F87B</u>		HEAVY ARROW SHAFT WIDTH TWO THIRDS	2/3 width of w-3172
3174	▪	<u>1F87C</u>		HEAVY ARROW SHAFT WIDTH ONE HALF	1/2 width of w-3172
3175	▪	<u>1F87C</u>		HEAVY ARROW SHAFT WIDTH ONE THIRD	1/3 width of w-3172

Simple arrows various styles














ID	glyph	UCS	glyph	Name	Comments
3176	➡	<u>1F835</u>		RIGHTWARDS TRIANGLE-HEADED ARROW WITH HEAVY SHAFT	PS style name is 'g5'
3177	↔	<u>1F838</u>		LEFTWARDS TRIANGLE-HEADED ARROW WITH VERY HEAVY SHAFT	PS style name is 'h6'
3178	➡	<u>1F839</u>		RIGHTWARDS TRIANGLE-HEADED ARROW WITH VERY HEAVY SHAFT	
3179	↔	<u>1F83C</u>		LEFTWARDS FINGER-POST ARROW	PS style name is 'i8'
3180	➡	<u>1F83D</u>		RIGHTWARDS FINGER-POST ARROW	
3181	↔	<u>1F840</u>		LEFTWARDS SQUARED ARROW	PS style name is 'j6'

ID	glyph	UCS	glyph	Name	Comments
3182		<u>1F841</u>		RIGHTWARDS SQUARED ARROW	
3183		<u>1F842</u>		UPWARDS SQUARED ARROW	
3184		<u>1F843</u>		DOWNWARDS SQUARED ARROW	




Notched simple arrows









ID	glyph	UCS	glyph	Name	Comments
3185		<u>2BDC</u>		LEFTWARDS ARROW WITH NOTCHED TAIL	PS style name is 'k6'
3186		<u>2BDD</u>		RIGHTWARDS ARROW WITH NOTCHED TAIL → 27AF ⇔ notched lower right-shadowed white rightwards arrow	
3187		<u>2BDE</u>		UPWARDS ARROW WITH NOTCHED TAIL	
3188		<u>2BDF</u>		DOWNWARDS ARROW WITH NOTCHED TAIL	

Simple arrows various styles





















ID	glyph	UCS	glyph	Name	Comments
3189		<u>1F844</u>		LEFTWARDS COMPRESSED ARROW	PS style name is 'l7'
3190		<u>1F845</u>		RIGHTWARDS COMPRESSED ARROW	
3191		<u>1F846</u>		UPWARDS COMPRESSED ARROW	
3192		<u>1F847</u>		DOWNWARDS COMPRESSED ARROW	
3193		<u>1F848</u>		LEFTWARDS HEAVY COMPRESSED ARROW	PS style name is 'm9'
3194		<u>1F849</u>		RIGHTWARDS HEAVY COMPRESSED ARROW → 27A7 ⇨ squat black rightwards arrow	Different size
3195		<u>1F84A</u>		UPWARDS HEAVY COMPRESSED ARROW	
3196		<u>1F84B</u>		DOWNWARDS HEAVY COMPRESSED ARROW	
3197		<u>1F84C</u>		LEFTWARDS HEAVY ARROW	PS style name is 'n7'
3198		<u>1F84D</u>		RIGHTWARDS HEAVY ARROW	
3199		<u>1F84E</u>		UPWARDS HEAVY ARROW	
3200		<u>1F84F</u>		DOWNWARDS HEAVY ARROW	





Black curved arrows

ID	glyph	UCS	glyph	Name	Comments
3201		<u>2B7E</u>		BLACK CURVED DOWNWARDS AND LEFTWARDS ARROW	
3202		<u>2B7F</u>		BLACK CURVED DOWNWARDS AND RIGHTWARDS ARROW → 27A5 ⇨ heavy black curved downwards and rightwards arrow	









ID	glyph	UCS	glyph	Name	Comments
3203		<u>2B80</u>		BLACK CURVED UPWARDS AND LEFTWARDS ARROW	
3204		<u>2B81</u>		BLACK CURVED UPWARDS AND RIGHTWARDS ARROW → 27A6  heavy black curved upwards and rightwards arrow	
3205		<u>2B82</u>		BLACK CURVED LEFTWARDS AND UPWARDS ARROW	
3206		<u>2B83</u>		BLACK CURVED RIGHTWARDS AND UPWARDS ARROW	
3207		<u>2B84</u>		BLACK CURVED LEFTWARDS AND DOWNWARDS ARROW	
3208		<u>2B85</u>		BLACK CURVED RIGHTWARDS AND DOWNWARDS ARROW	

Wide-headed simple arrows various styles

ID	glyph	UCS	glyph	Name	Comments
3209		<u>1F850</u>		WIDE-HEADED LEFTWARDS LIGHT BARB ARROW	PS style name is 'barb1'
3210		<u>1F851</u>		WIDE-HEADED RIGHTWARDS LIGHT BARB ARROW	
3211		<u>1F852</u>		WIDE-HEADED UPWARDS LIGHT BARB ARROW	
3212		<u>1F853</u>		WIDE-HEADED DOWNWARDS LIGHT BARB ARROW	
3213		<u>1F854</u>		WIDE-HEADED NORTH WEST LIGHT BARB ARROW	
3214		<u>1F855</u>		WIDE-HEADED NORTH EAST LIGHT BARB ARROW	
3215		<u>1F856</u>		WIDE-HEADED SOUTH WEST LIGHT BARB ARROW	
3216		<u>1F857</u>		WIDE-HEADED SOUTH EAST LIGHT BARB ARROW	
3217		<u>1F860</u>		WIDE-HEADED LEFTWARDS MEDIUM BARB ARROW	PS style name is 'barb3'
3218		<u>1F861</u>		WIDE-HEADED RIGHTWARDS MEDIUM BARB ARROW → 2794  heavy wide-headed rightwards arrow	
3219		<u>1F862</u>		WIDE-HEADED UPWARDS MEDIUM BARB ARROW	
3220		<u>1F863</u>		WIDE-HEADED DOWNWARDS MEDIUM BARB ARROW	
3221		<u>1F864</u>		WIDE-HEADED NORTH WEST MEDIUM BARB ARROW	
3222		<u>1F865</u>		WIDE-HEADED NORTH EAST MEDIUM BARB ARROW	
3223		<u>1F866</u>		WIDE-HEADED SOUTH WEST MEDIUM BARB ARROW	
3224		<u>1F867</u>		WIDE-HEADED SOUTH EAST MEDIUM BARB ARROW	
3225		<u>1F870</u>		WIDE-HEADED LEFTWARDS VERY HEAVY BARB ARROW	PS style name is 'barb5'
3226		<u>1F871</u>		WIDE-HEADED RIGHTWARDS VERY HEAVY BARB ARROW	
3227		<u>1F872</u>		WIDE-HEADED UPWARDS VERY HEAVY BARB ARROW	
3228		<u>1F873</u>		WIDE-HEADED DOWNWARDS VERY HEAVY BARB ARROW	

ID	glyph	UCS	glyph	Name	Comments
3229		<u>1F874</u>		WIDE-HEADED NORTH WEST VERY HEAVY BARB ARROW	
3230		<u>1F875</u>		WIDE-HEADED NORTH EAST VERY HEAVY BARB ARROW	
3231		<u>1F876</u>		WIDE-HEADED SOUTH WEST VERY HEAVY BARB ARROW	
3232		<u>1F877</u>		WIDE-HEADED SOUTH EAST VERY HEAVY BARB ARROW	

Arrowheads

ID	glyph	UCS	glyph	Name	Comments
3233		<u>2BE0</u>		LEFTWARDS TRIANGLE ARROWHEAD = draw left	Names from PS names
3234		<u>2BE1</u>		RIGHTWARDS TRIANGLE ARROWHEAD = draw right	
3235		<u>2BE2</u>		UPWARDS TRIANGLE ARROWHEAD = draw up	
3236		<u>2BE3</u>		DOWNWARDS TRIANGLE ARROWHEAD = draw down	
3237		<u>2BE4</u>		LEFTWARDS WHITE ARROW WITHIN TRIANGLE ARROWHEAD = draw double left	
3238		<u>2BE5</u>		RIGHTWARDS WHITE ARROW WITHIN TRIANGLE ARROWHEAD = draw double right	
3239		<u>2BE6</u>		UPWARDS WHITE ARROW WITHIN TRIANGLE ARROWHEAD = draw double up	
3240		<u>2BE7</u>		DOWNWARDS WHITE ARROW WITHIN TRIANGLE ARROWHEAD = draw double down	

Unicode Character properties

All characters with few exceptions have characters properties as such:

```
xxxx;yyy' ;So;ON;;;N;;;
```

with 'xxxx' being the character code point and 'yyyy' being the character name. For example:

```
23F4;BLACK MEDIUM LEFT-POINTING TRIANGLE;So;ON;;;N;;;
23F5;BLACK MEDIUM RIGHT-POINTING TRIANGLE;So;ON;;;N;;;
23F6;BLACK MEDIUM UP-POINTING TRIANGLE;So;ON;;;N;;;
```

Therefore the full data set can be constructed using the proposed code points and names provided in the rest of this document. The only exceptions are the two following proposed characters with properties as follows:

```
1F10B;DINGBAT CIRCLED SANS-SERIF DIGIT ZERO;No;0;EN;;;0;0;N;;;
1F10C;DINGBAT NEGATIVE CIRCLED SANS SERIF DIGIT ZERO;No;0;EN;;;0;0;N;;;
```

A full list will be provided by the author as appropriate, generated automatically based from the names list used in the charts.

Line breaking property

All proposed characters have the line breaking property value 'AL'.

Ordering

All new characters would be ordered either following their normalized equivalent for the DIGIT ZERO for the two new characters mentioned above, or according to other symbols for all other characters.

Confusability

None of these symbols should be used in context where confusability is a concern. For example, they should not be allowed in Internationalized Domain Names (IDN). Some of these characters are similar in shapes to already encoded symbols.

**ISO/IEC JTC 1/SC 2/WG 2
PROPOSAL SUMMARY FORM TO ACCOMPANY SUBMISSIONS
FOR ADDITIONS TO THE REPERTOIRE OF ISO/IEC 10646¹**

Please fill all the sections A, B and C below.

Please read Principles and Procedures Document (P & P) from <http://www.dkuug.dk/JTC1/SC2/WG2/docs/principles.html> for guidelines and details before filling this form.

Please ensure you are using the latest Form from <http://www.dkuug.dk/JTC1/SC2/WG2/docs/summaryform.html>.

See also <http://www.dkuug.dk/JTC1/SC2/WG2/docs/roadmaps.html> for latest Roadmaps.

A. Administrative

1. Title:	<i>Proposal for encoding Wingdings</i>		
2. Requester's name:	<i>Michel Suignard</i>		
3. Requester type (Member body/Liaison/Individual contribution):	<i>Individual contribution</i>		
4. Submission date:	<i>5/3/2011</i>		
5. Requester's reference (if applicable):			
6. Choose one of the following:			
This is a complete proposal:			<i>Yes</i>
(or) More information will be provided later:			<i>No</i>

B. Technical – General

1. Choose one of the following:			
a. This proposal is for a new script (set of characters):			<i>No</i>
Proposed name of script:			
b. The proposal is for addition of character(s) to an existing block:			<i>Yes</i>
Name of the existing block:	<i>Many, see proposal</i>		
2. Number of characters in proposal:			<i>607</i>
3. Proposed category (select one from below - see section 2.2 of P&P document):			
A-Contemporary	B.1-Specialized (small collection)	B.2-Specialized (large collection)	<i>x</i>
C-Major extinct	D-Attested extinct	E-Minor extinct	
F-Archaic Hieroglyphic or Ideographic	G-Obscure or questionable usage symbols		
4. Is a repertoire including character names provided?			
a. If YES, are the names in accordance with the "character naming guidelines" in Annex L of P&P document?			<i>Yes</i>
b. Are the character shapes attached in a legible form suitable for review?			<i>Yes</i>
5. Who will provide the appropriate computerized font (ordered preference: True Type, or PostScript format) for publishing the standard?			
If available now, identify source(s) for the font (include address, e-mail, ftp-site, etc.) and indicate the tools used:	<i>Author</i>		
6. References:			
a. Are references (to other character sets, dictionaries, descriptive texts etc.) provided?			<i>Yes</i>
b. Are published examples of use (such as samples from newspapers, magazines, or other sources) of proposed characters attached?			<i>No, but indirect reference provided</i>
7. Special encoding issues:			
Does the proposal address other aspects of character data processing (if applicable) such as input, presentation, sorting, searching, indexing, transliteration etc. (if yes please enclose information)?			<i>Yes</i>

8. Additional Information:

Submitters are invited to provide any additional information about Properties of the proposed Character(s) or Script that will assist in correct understanding of and correct linguistic processing of the proposed character(s) or script. Examples of such properties are: Casing information, Numeric information, Currency information, Display behaviour information such as line breaks, widths etc., Combining behaviour, Spacing behaviour, Directional behaviour, Default Collation behaviour, relevance in Mark Up contexts, Compatibility equivalence and other Unicode normalization related information. See the Unicode standard at <http://www.unicode.org> for such information on other scripts. Also see <http://www.unicode.org/Public/UNIDATA/UCD.html> and associated Unicode Technical Reports for information needed for consideration by the Unicode Technical Committee for inclusion in the Unicode Standard.

¹ Form number: N3102-F (Original 1994-10-14; Revised 1995-01, 1995-04, 1996-04, 1996-08, 1999-03, 2001-05, 2001-09, 2003-11, 2005-01, 2005-09, 2005-10, 2007-03)

C. Technical - Justification

1. Has this proposal for addition of character(s) been submitted before? If YES explain	<i>No</i>
2. Has contact been made to members of the user community (for example: National Body, user groups of the script or characters, other experts, etc.)? If YES, with whom? If YES, available relevant documents:	<i>Yes</i> <i>Unicode Technical Committee</i> <i>L2/011-52R</i>
3. Information on the user community for the proposed characters (for example: size, demographics, information technology use, or publishing use) is included? Reference:	<i>Worldwide</i>
4. The context of use for the proposed characters (type of use; common or rare) Reference:	<i>common</i> <i>In the context of Microsoft Windows and Apple MacOS</i>
5. Are the proposed characters in current use by the user community? If YES, where? Reference:	<i>Yes</i> <i>Worldwide</i>
6. After giving due considerations to the principles in the P&P document must the proposed characters be entirely in the BMP? If YES, is a rationale provided? If YES, reference:	<i>No</i>
7. Should the proposed characters be kept together in a contiguous range (rather than being scattered)?	<i>No</i>
8. Can any of the proposed characters be considered a presentation form of an existing character or character sequence? If YES, is a rationale for its inclusion provided? If YES, reference:	<i>No</i>
9. Can any of the proposed characters be encoded using a composed character sequence of either existing characters or other proposed characters? If YES, is a rationale for its inclusion provided? If YES, reference:	<i>No</i> <i>Yes</i> <i>This document</i>
10. Can any of the proposed character(s) be considered to be similar (in appearance or function) to an existing character? If YES, is a rationale for its inclusion provided? If YES, reference:	<i>Yes</i> <i>Yes</i> <i>In proposal</i>
11. Does the proposal include use of combining characters and/or use of composite sequences? If YES, is a rationale for such use provided? If YES, reference: Is a list of composite sequences and their corresponding glyph images (graphic symbols) provided? If YES, reference:	<i>No</i>
12. Does the proposal contain characters with any special properties such as control function or similar semantics? If YES, describe in detail (include attachment if necessary)	<i>No</i>
13. Does the proposal contain any Ideographic compatibility character(s)? If YES, is the equivalent corresponding unified ideographic character(s) identified? If YES, reference:	<i>No</i>